



Kemdiktisaintek



DIKTISAINTEK
BERDAMPAK

Statistik Pendidikan Tinggi 2025

*Higher Education
Statistic*

Revisi Juni 2026 | Revised June 2026

Pusat Data dan Teknologi Informasi
Kementerian Pendidikan Tinggi, Sains, dan Teknologi
2026



PUSDATIN

Kementerian Pendidikan Tinggi, Sains, dan Teknologi

Katalog Dalam Terbitan

Catalogue Of Publication

| | |
|---|--|
| Indonesia. PDDikti Kemdiktisaintek Statistik Pendidikan Tinggi Tahun 2025 Pangkalan Data Pendidikan Tinggi Jakarta: Sekretariat Jenderal, Kementerian Pendidikan Tinggi, Sains, dan Teknologi, 2026 | Indonesia. PDDikti Kemdiktisaintek <i>Higher Education Statistical Year Book 2025 Higher Education Database Jakarta: Secretariat General, Ministry of Higher Education, Science, and Technology, 2026</i> |
| 390 hal. ; 20x20 cm.-(PT 22) ISSN 2528 - 0252 Frekuensi Tahunan | 390 pages.; 20x20 cm.-(PT 22) ISSN 2528 - 0252 Annual Publication |
| 1. Statistik Pendidikan Tinggi 2. Statistik Perguruan Tinggi 3. Data Statistik 4. Indonesia | 1. <i>Higher Education Statistics</i> 2. <i>Higher Education Institutions Statistic</i> 3. <i>Statistical Data</i> 4. <i>Indonesia</i> |
| I. Judul II. Pangkalan Data Pendidikan Tinggi | I. <i>Title</i> II. <i>Higher Education Database</i> |

Lembar Terbitan

Published Sheet

JUDUL TITLE

Statistik Pendidikan Tinggi
Higher Education Statistics

TAHUN TERBIT PUBLICATION YEAR

2026

TIM PENYUSUN REDACTION

PENGARAH SUPERVISOR

BRIAN YULIARTO

PENANGGUNG JAWAB PIC

**FAUZAN
STELLA CHRISTIE**

KETUA CHAIR

BADRI MUNIR SUKOCO

WAKIL KETUA VICE CHAIR

**ANDIKA FAJAR
DIDI RUSTAM**

PENYUNTING EDITOR

**FRANOVA HERDIYANTO
DAVID AULIA AKBAR A.
HILMA ERFYANI BAROROH
RUTH PUTRYANI SARAGIH**

PENULIS AUTHOR

**ABDUL NASER RAFI' I ATTAMIMI
ANNISA NUR FADHILLAH
DINA ALIF VATUL PUTRI
INTAN NIRMALA**

PERANCANG RUPA GRAPHIC DESIGNER

**MACHADZ 'ABDUL 'ADLI AKHLISHON
YOUNGEST ARSYANI AKHMAD**

PENERJEMAH TRANSLATOR

RADITA ARDHILA G.

PENGUMPUL DATA DATA COLLECTOR

**SRIVIDOLA WULANDARI
ABDUL HAKIM
YULIA CITRA UTAMI
ANGGITA DWI AYUNINGTYAS**

DISTRIBUSI DISTRIBUTION

M. FAISAL SUPRIATNA

KEUANGAN FINANCIAL

**YULIASTUTI
DEVI SOFYANI**

SPEKIFIKASI SPECIFICATION

JENIS TERBITAN PUBLICATION TYPE

STATISTIK STATISTIC

JILID VOLUME

KESEMBILAN NINTH

BULAN TERBITAN PUBLICATION DATE

MARET MARCH 2026

JUMLAH HALAMAN NUMBER OF PAGE

390 HALAMAN PAGES

JUMLAH TERBITAN QUANTITY

100 EKSEMPLAR COPY

SUMBER BIAYA SOURCE OF FUNDS

APBN

PENERBIT PUBLISHER

**SEKRETARIAT JENDERAL
KEMDIKTISAINTEK**

JALAN JENDERAL SUDIRMAN

PINTU 1 SENAYAN

JAKARTA PUSAT. 10270

KATA KUNCI KEYWORDS

- 1. STATISTIK PENDIDIKAN TINGGI**
HIGHER EDUCATION STATISTICS
- 2. STATISTIK PERGURUAN TINGGI**
HIGHER EDUCATION INSTITUTION
STATISTICS
- 3. DATA STATISTIK**
STATISTICAL DATA
- 4. INDONESIA**
INDONESIA

PENYALURAN DISTRIBUTION

BEBAS NON-COMMERCIAL

Data yang disajikan meliputi lembaga perguruan tinggi, program studi, akreditasi, mahasiswa baru, mahasiswa terdaftar, mahasiswa putus kuliah, lulusan, dan dosen. Data yang digunakan berasal dari Pangkalan Data Pendidikan Tinggi (PDDikti) berdasarkan pelaporan yang dilakukan oleh Perguruan Tinggi melalui aplikasi neo feeder. Data mahasiswa baru, mahasiswa putus kuliah, lulusan, dan dosen diambil dalam kondisi tahun ajaran 2024/2025. Keseluruhan data dalam Buku Statistik ini diambil pada Bulan Desember 2025.

The data presented include higher education institutions, study programs, accreditation, new students, enrolled students, students who discontinued their studies, graduates, and lecturers. The data are sourced from the Higher Education Database (Pangkalan Data Pendidikan Tinggi/PDDikti), based on reporting submitted by higher education institutions through the Neo Feeder application. Data on new students, students who discontinued their studies, graduates, higher education institutions, study programs, and lecturers were compiled for the academic year 2024/2025. All data contained in this Statistical Book were collected in December 2025.

Data untuk Kebijakan Berdampak

Dalam agenda transformasi menuju Indonesia Emas 2045, Kementerian Pendidikan Tinggi, Sains, dan Teknologi periode 2025–2029 menetapkan visi “terwujudnya pendidikan tinggi, sains, dan teknologi yang inklusif, adaptif, dan berdampak.” Visi ini dijalankan melalui misi memperluas pemerataan akses pendidikan tinggi yang berkualitas, relevan, dan berdaya saing; memperkuat riset, pengembangan, sains, teknologi, dan inovasi yang menjawab kebutuhan masyarakat; serta membangun tata kelola pendidikan tinggi, sains, dan teknologi yang berintegritas.

Sejalan dengan arah tersebut, diperlukan lompatan kualitas sumber daya manusia, penguatan riset, dan inovasi yang menghasilkan dampak nyata. Pendidikan tinggi memegang peran strategis dalam agenda tersebut. Karena itu, setiap kebijakan di sektor pendidikan tinggi, sains, dan teknologi harus berpegang pada satu prinsip yang tegas: kebijakan publik harus berbasis bukti (*evidence-based policy*)—berbasis data, bukan perkiraan.

Data for Impactful Policy

Within the national transformation agenda toward Golden Indonesia 2045, the Ministry of Higher Education, Science, and Technology for the 2025–2029 period upholds the vision of “realizing higher education, science, and technology that are inclusive, adaptive, and impactful.” This vision is pursued through three key missions: expanding equitable access to high-quality, relevant, and competitive higher education; advancing research, development, science, technology, and innovation that deliver solutions to societal needs; and strengthening higher education, science, and technology governance with integrity.

In line with this direction, Indonesia requires a decisive leap in human capital quality, stronger research capacity, and innovation that produces tangible impact. Higher education plays a strategic role in this agenda. For that reason, every policy in higher education, science, and technology must be anchored in one clear principle: public policy must be evidence-based—grounded in data, not assumptions.

Brian
Yulianto

Dalam era digital, data adalah aset strategis bangsa. Data memungkinkan kita membaca realitas secara objektif, mengenali kesenjangan sejak dini, dan mengarahkan sumber daya pada prioritas yang tepat. Data yang kuat mempercepat transformasi: meningkatkan mutu dan relevansi pembelajaran, memperluas akses yang inklusif, memperkuat ekosistem riset dan inovasi, serta memastikan lulusan memiliki kompetensi yang dibutuhkan dunia kerja dan masyarakat. Dengan demikian, data menjadi fondasi penting untuk memastikan pemerataan akses, kualitas, dan daya saing pendidikan tinggi berjalan seiring dengan penguatan riset dan inovasi yang berdampak.

Penguatan Pangkalan Data Pendidikan Tinggi (PDDikti) tidak boleh dipandang sebagai pekerjaan administratif semata. PDDikti adalah fondasi pengambilan keputusan untuk merancang intervensi yang lebih akurat, mengukur capaian secara lebih jujur, dan memastikan akuntabilitas program di seluruh ekosistem pendidikan tinggi. Ketika data tertib, konsisten, dan kredibel, kebijakan menjadi lebih tajam, pelaksanaan lebih terarah, dan dampak lebih terasa—serta memperkuat tata kelola yang berintegritas.

Tahun 2025 menjadi momentum penting untuk menegaskan komitmen tersebut. Penyelenggaraan statistik sektoral di lingkungan Kementerian Pendidikan Tinggi, Sains, dan Teknologi (Kemdiktisaintek) telah melalui Evaluasi Penyelenggaraan Statistik Sektoral (EPSS) oleh Badan Pusat Statistik (BPS). Evaluasi ini memperkuat arah perbaikan tata kelola data dan mendorong peningkatan kematangan statistik sektoral yang tercermin dalam Indeks Pembangunan Statistik (IPS). IPS harus kita maknai sebagai kompas akuntabilitas: mendorong standarisasi, keterpaduan sistem, dan penyajian informasi yang dapat digunakan sebagai dasar keputusan lintas pemangku kepentingan—selaras dengan prinsip Satu Data Indonesia.

Hadirnya Buku Statistik Pendidikan Tinggi Tahun 2025 merupakan bagian penting dari langkah tersebut. Buku ini bukan sekadar publikasi tahunan, melainkan instrumen kepemimpinan kebijakan: membantu kita menilai posisi saat ini, menetapkan prioritas perbaikan, dan mengawal transformasi pendidikan tinggi secara terukur. Kemdiktisaintek mendorong perguruan tinggi, LLDIKTI, dunia usaha dan industri, serta masyarakat untuk memanfaatkan buku ini sebagai rujukan dalam menyusun langkah yang lebih tepat dan lebih berdampak.

Saya menyampaikan penghargaan kepada seluruh pihak yang menjaga kualitas data dan menyusun publikasi ini dengan sungguh-sungguh. Ketertiban pelaporan, standarisasi data, dan pemanfaatan data untuk keputusan adalah mandat yang harus dijalankan secara konsisten. Dengan data yang kuat, langkah kita menjadi lebih terarah, cepat, dan akuntabel. Hal ini memperkuat upaya menghadirkan Diktisaintek Berdampak yang sejalan dengan Asta Cita Presiden dan Wakil Presiden Republik Indonesia, serta memberi manfaat nyata bagi masyarakat.

Jakarta, Maret 2026

In the digital era, data is a strategic national asset. It enables us to see reality objectively, identify gaps early, and direct resources toward the right priorities. Strong data accelerates transformation: raising the quality and relevance of learning, expanding inclusive access, strengthening the research and innovation ecosystem, and ensuring graduates develop the competencies demanded by society and the world of work. In this way, data becomes a critical foundation for ensuring that equitable access, quality improvement, and competitiveness in higher education advance in step with impactful research and innovation.

Strengthening the Higher Education Database (PDDikti) must therefore never be viewed as a purely administrative task. PDDikti is the foundation of decision-making—enabling more accurate interventions, more honest measurement of progress, and stronger accountability across the higher education ecosystem. When data is orderly, consistent, and credible, policy becomes sharper, implementation more focused, and impact more visible—while also reinforcing governance with integrity.

The year 2025 marks an important milestone in reaffirming this commitment. Sectoral statistics within the Ministry of Higher Education, Science, and Technology (Kemdiktisaintek) have undergone the Sectoral Statistics Implementation Evaluation (EPSS) conducted by Statistics Indonesia (BPS). This evaluation strengthens our direction for improving data governance and drives greater maturity in sectoral statistics, as reflected in the Statistical Development Index (IPS). We must treat the IPS as a compass for accountability—encouraging standardization, system integration, and the presentation of information that can serve as a sound basis for decisions across stakeholders, in line with the principles of One Data Indonesia.

The Higher Education Statistics Book 2025 is an important part of this effort. It is not merely an annual publication, but a tool for policy leadership: helping us assess where we stand, set improvement priorities, and steer higher education transformation in measurable ways. The Ministry encourages higher education institutions, the Higher Education Service Institutions (LLDIKTI), industry, and the wider public to use this book as a reference for shaping actions that are more precise and more impactful.

I extend my appreciation to all parties who have safeguarded data quality and contributed earnestly to this publication. Orderly reporting, data standardization, and the use of data for decision-making are mandates that must be carried out consistently. With strong data, our steps become more directed, faster, and more accountable. This, in turn, strengthens our efforts to deliver Diktisaintek Berdampak, aligned with the Asta Cita of the President and Vice President of the Republic of Indonesia, and to ensure real benefits are felt by society.

Jakarta, March 2026

Penguatan Tata Kelola Statistik Sektoral Pendidikan Tinggi

Transformasi teknologi dan percepatan digitalisasi telah membawa perubahan mendasar dalam tata kelola pemerintahan. Di tengah perubahan tersebut, data menjadi elemen strategis yang menentukan kualitas perencanaan, efektivitas pelaksanaan program, serta ketepatan evaluasi kebijakan. Dalam konteks pendidikan tinggi, sains, dan teknologi, data tidak hanya berfungsi sebagai sumber informasi, tetapi juga menjadi instrumen akuntabilitas publik, pengendalian mutu, serta dasar pengambilan keputusan yang terukur dan berkelanjutan.

Sebagaimana diamanatkan dalam Undang-Undang Nomor 12 Tahun 2012 tentang Pendidikan Tinggi, Pangkalan Data Pendidikan Tinggi (PDDikti) dirancang sebagai instrumen pendukung sistem penjaminan mutu perguruan tinggi yang terintegrasi secara nasional. PDDikti menghimpun data penyelenggaraan pendidikan tinggi dari seluruh perguruan tinggi di Indonesia yang dilaporkan secara berkala. Melalui mekanisme tersebut, pemerintah memastikan tersedianya data yang valid, konsisten, dan dapat dipertanggungjawabkan untuk mendukung perumusan kebijakan dan pengawasan mutu pendidikan tinggi.

Strengthening Sectoral Statistics Governance in Higher Education

Technological transformation and the accelerating pace of digitalization have brought fundamental changes to public governance. Amid these changes, data has become a strategic element that determines the quality of planning, the effectiveness of program implementation, and the accuracy of policy evaluation. In the context of higher education, science, and technology, data serves not only as a source of information but also as an instrument of public accountability, quality assurance, and the foundation for measurable and sustainable decision-making.

As mandated by Law Number 12 of 2012 on Higher Education, the Higher Education Database (PDDikti) is designed to support a nationally integrated quality assurance system for higher education institutions. PDDikti consolidates data on higher education provision from all higher education institutions in Indonesia through periodic reporting. Through this mechanism, the Government ensures the availability of data that is valid, consistent, and accountable to support policy formulation and quality oversight in higher education.

Badri Munir
Sukaca

Tahun 2025 menjadi momentum penting dalam penguatan tata kelola statistik sektoral di lingkungan Kementerian Pendidikan Tinggi, Sains, dan Teknologi (Kemdiktisaintek). Penyelenggaraan statistik sektoral Kementerian telah melalui proses Evaluasi Penyelenggaraan Statistik Sektoral (EPSS) yang dilaksanakan oleh Badan Pusat Statistik (BPS). Hasil evaluasi tersebut dituangkan dalam Indeks Pembangunan Statistik (IPS) yang menggambarkan tingkat kematangan pelaksanaan statistik sektoral, mencakup aspek kelembagaan, proses bisnis statistik, kualitas data, serta diseminasi informasi.

Penguatan tersebut juga ditopang oleh rekomendasi kelayakan kegiatan statistik sektoral dari BPS melalui Surat Nomor B-1316/03200/OT.130/2025 tanggal 30 September 2025 tentang Rekomendasi Kegiatan Statistik Sektoral. Rekomendasi ini menegaskan bahwa seluruh tahapan kegiatan statistik—mulai dari perencanaan, pengumpulan, pemeriksaan, pengolahan, analisis, hingga penyebaran data—telah dilaksanakan sesuai prinsip dan standar statistik sektoral yang berlaku secara nasional.

Sejalan dengan itu, sesuai fungsi utamanya dalam Rencana Strategis Kemdiktisaintek 2025–2029, Sekretariat Jenderal mengoordinasikan penguatan tata kelola statistik sektoral pendidikan tinggi melalui penyelarasan kebijakan lintas unit, rencana–program–anggaran, serta pembinaan dukungan administrasi dan penataan tata laksana. Sekretariat Jenderal juga memastikan landasan regulasi dan advokasi hukum berjalan selaras, serta mendukung kesiapan infrastruktur melalui pengelolaan BMN dan pengadaan, sehingga penyelenggaraan statistik sektoral semakin tertib, terstandar, dan akuntabel.

Dalam pelaksanaannya, penguatan ini selaras dengan implementasi kebijakan Diktisaintek Berdampak dan pengembangan aplikasi SatuDikti sebagai sistem manajemen pendidikan tinggi yang terintegrasi. Integrasi PDDikti dan SatuDikti tidak hanya meningkatkan efisiensi layanan, tetapi juga memperkuat konsistensi metadata, interoperabilitas sistem, dan kualitas data sebagai dasar pengambilan keputusan di seluruh unit kerja Kementerian.

Dalam kerangka itu, Buku Statistik Pendidikan Tinggi Tahun 2025 disusun sebagai bagian dari siklus penyelenggaraan statistik sektoral, menyajikan data dan informasi komprehensif mengenai penyelenggaraan pendidikan tinggi serta aspek terkait pendidikan tinggi, sains, dan teknologi, disertai analisis, interpretasi, dan infografis. Apresiasi kami sampaikan kepada perguruan tinggi, Lembaga Layanan Pendidikan Tinggi, tim PDDikti di tingkat pusat, pengelola PDDikti di perguruan tinggi, serta para kontributor yang telah menjaga kualitas dan keberlanjutan data. Melalui penguatan statistik sektoral dan peningkatan IPS, kami berharap publikasi ini menjadi rujukan strategis bagi kebijakan yang adaptif, inklusif, dan berdaya saing untuk mendukung transformasi pendidikan tinggi, sains, dan teknologi serta terwujudnya Indonesia Emas 2045.

Jakarta, Maret 2026

The year 2025 marks an important milestone in strengthening sectoral statistics governance within the Ministry of Higher Education, Science, and Technology. The Ministry's sectoral statistics have undergone the Sectoral Statistics Implementation Evaluation (EPSS) conducted by Statistics Indonesia (BPS). The results are reflected in the Statistical Development Index (IPS), which measures the maturity of sectoral statistics across institutional capacity, statistical business processes, data quality, and information dissemination.

This strengthening has also been reinforced by a feasibility recommendation for sectoral statistical activities issued by Statistics Indonesia through Letter Number B-1316/03200/OT.130/2025, dated 30 September 2025, concerning the Recommendation for Sectoral Statistical Activities. The recommendation affirms that all stages of statistical activities—from planning, data collection, and verification to processing, analysis, and dissemination—have been carried out in accordance with nationally applicable principles and standards for sectoral statistics.

In line with this, as set out in the Ministry's Strategic Plan 2025–2029, the Secretariat General coordinates the strengthening of sectoral statistics governance in higher education by aligning cross-unit policies, plans, programs, and budgets, and by providing administrative support as well as organizational and management arrangements. The Secretariat General also ensures coherence in the regulatory framework and legal advocacy, and supports infrastructure readiness through state asset management and procurement—thereby promoting sectoral statistics implementation that is increasingly orderly, standardized, and accountable.

In its implementation, this strengthening aligns with the Diktisaintek Berdampak policy and the development of the SatuDikti application as an integrated higher education management system. The integration of PDDikti and SatuDikti not only improves service efficiency but also strengthens metadata consistency, system interoperability, and data quality as the basis for decision-making across all units within the Ministry.

Within this framework, the Higher Education Statistics Book 2025 has been prepared as part of the sectoral statistics cycle, presenting comprehensive data and information on higher education provision and related aspects of higher education, science, and technology, complemented by analysis, interpretation, and infographics. We extend our appreciation to higher education institutions, the Higher Education Service Institutions (LLDIKT), the central PDDikti team, PDDikti administrators at universities, and all contributors who have safeguarded data quality and continuity. Through strengthened sectoral statistics and improvements in the IPS, we hope this publication will serve as a strategic reference for adaptive, inclusive, and competitive policies to support the transformation of higher education, science, and technology and the realization of Golden Indonesia 2045.

Jakarta, March 2026

Wilayah Kerja

Lembaga Layanan Pendidikan Tinggi (LLDIKTI)

Regional Office Working Coverage

| LLDIKTI <i>Regional Office</i> | Wilayah <i>Region</i> |
|--|--|
| LLDIKTI WILAYAH I / Regional Office I | Sumatera Utara (<i>North Sumatera</i>) |
| LLDIKTI WILAYAH II / Regional Office II | Sumatera Selatan (<i>South Sumatera</i>), Lampung (<i>Lampung</i>), Bengkulu (<i>Bengkulu</i>), Bangka Belitung (<i>Bangka Belitung</i>) |
| LLDIKTI WILAYAH III / Regional Office III | Daerah Khusus Ibu Kota Jakarta (<i>Jakarta Special Capital Region</i>) |
| LLDIKTI WILAYAH IV / Regional Office IV | Jawa Barat (<i>West Java</i>), Banten (<i>Banten</i>) |
| LLDIKTI WILAYAH V / Regional Office V | Daerah Istimewa Yogyakarta (<i>Yogyakarta Special Region</i>) |
| LLDIKTI WILAYAH VI / Regional Office VI | Jawa Tengah (<i>Central Java</i>) |
| LLDIKTI WILAYAH VII / Regional Office VII | Jawa Timur (<i>East Java</i>) |
| LLDIKTI WILAYAH VIII / Regional Office VIII | Bali (<i>Bali</i>), Nusa Tenggara Barat (<i>West Nusa Tenggara</i>) |
| LLDIKTI WILAYAH IX / Regional Office IX | Sulawesi Selatan (<i>South Sulawesi</i>), Sulawesi Tenggara (<i>Southeast Sulawesi</i>), Sulawesi Barat (<i>West Sulawesi</i>) |
| LLDIKTI WILAYAH X / Regional Office X | Sumatera Barat (<i>West Sumatera</i>), Jambi (<i>Jambi</i>) |
| LLDIKTI WILAYAH XI / Regional Office XI | Kalimantan Barat (<i>West Kalimantan</i>), Kalimantan Selatan (<i>South Kalimantan</i>), Kalimantan Timur (<i>East Kalimantan</i>), Kalimantan Tengah (<i>Central Kalimantan</i>), Kalimantan Utara (<i>North Kalimantan</i>) |
| LLDIKTI WILAYAH XII / Regional Office XII | Maluku (<i>Maluku</i>), Maluku Utara (<i>North Maluku</i>) |
| LLDIKTI WILAYAH XIII / Regional Office XIII | Aceh (<i>Aceh</i>) |
| LLDIKTI WILAYAH XIV / Regional Office XIV | Papua (<i>Papua</i>), Papua Barat (<i>West Papua</i>) |
| LLDIKTI WILAYAH XV / Regional Office XV | Nusa Tenggara Timur (<i>East Nusa Tenggara</i>) |
| LLDIKTI WILAYAH XVI / Regional Office XVI | Sulawesi Tengah (<i>Central Sulawesi</i>), Sulawesi Utara (<i>North Sulawesi</i>), Gorontalo (<i>Gorontalo</i>) |
| LLDIKTI WILAYAH XVII / Regional Office XVII | Riau (<i>Riau</i>), Kepulauan Riau (<i>Riau Islands</i>) |

Daftar Isi *Table of Content*

| | |
|--|-------|
| Kata Pengantar Menteri Pendidikan Tinggi, Sains, dan Teknologi | IV |
| <i>Preface Minister of Higher Education, Science, and Technology</i> | |
| Kata Pengantar Plt. Sekretaris Jenderal Kementerian Pendidikan Tinggi, Sains, dan Teknologi | VI |
| <i>Preface Acting of Secretary-General Ministry of Higher Education, Science, and Technology</i> | |
| Wilayah Kerja Lembaga Layanan Pendidikan Tinggi (LLDikti) | VIII |
| <i>Regional Office Working Coverage</i> | |
| Daftar Isi | IX |
| <i>Table of Content</i> | |
| Daftar Istilah | X |
| <i>Glossary</i> | |
| Daftar Tabel | XIV |
| <i>List of Table</i> | |
| Daftar Grafik | XXIII |
| <i>List of Graphic</i> | |

| | | |
|----------|---|-----|
| 1 | Gambaran Umum PT | 1 |
| | <i>Overview of Higher Education</i> | |
| 2 | Lembaga | 25 |
| | <i>Institutions</i> | |
| 3 | Program Studi | 49 |
| | <i>Study Programs</i> | |
| 4 | Mahasiswa Baru | 91 |
| | <i>New Entrants</i> | |
| 5 | Mahasiswa Terdaftar | 133 |
| | <i>Enrolled Students</i> | |
| 6 | Lulusan | 177 |
| | <i>Graduates</i> | |
| 7 | Dosen | 219 |
| | <i>Lecturers</i> | |
| 8 | Indikator Statistik | 307 |
| | <i>Key Statistical Indicators</i> | |
| | 8.1 Rasio | 309 |
| | <i>Ratio</i> | |
| | 8.2 Angka Putus Kuliah | 337 |
| | <i>Number of Drop Out Rate</i> | |
| | 8.3 Angka Partisipasi Kasar | 346 |
| | <i>Gross Enrollment Ratio</i> | |
| | 8.4 Angka Kelanjutan Kasar Pendidikan Tinggi | 350 |
| | <i>The Continuation Rate to Higher Education</i> | |

Daftar Istilah *Explanatory Notes*

| Istilah / Term | Definisi | Definition |
|---|--|--|
| Akademi/ <i>Academy</i> | Perguruan Tinggi yang menyelenggarakan pendidikan vokasi dalam satu atau beberapa cabang Ilmu Pengetahuan dan/atau Teknologi tertentu. | <i>Higher education institution which organizes vocational education in one branch or several branches of specific science and/or technology.</i> |
| Akademi Komunitas/ <i>Community College</i> | Perguruan Tinggi yang menyelenggarakan pendidikan vokasi setingkat diploma satu dan/atau diploma dua dalam satu atau beberapa cabang Ilmu Pengetahuan dan/atau Teknologi tertentu yang berbasis keunggulan lokal atau untuk memenuhi kebutuhan khusus. | <i>Higher education institution which organizes vocational education of diploma level one and /or level two in one or several branches of specific science and / or technology based on local advantages or to meet particular needs.</i> |
| Angka Partisipasi Kasar/ <i>Gross Enrollment Ratio</i> | Angka Partisipasi Kasar (APK) yang merupakan proporsi mahasiswa terhadap penduduk pada kelompok usia 19-23 tahun | <i>Gross Enrollment Ratio is the ratio of actual students enrolled to the population that could have enrolled (calculated for the age group of 19-23 years)</i> |
| Angka Kelanjutan Kasar Pendidikan Tinggi/ <i>Gross Transition Rate to Higher Education</i> | Angka Kelanjutan Kasar Pendidikan Tinggi adalah persentase lulusan jenjang pendidikan menengah (SMA/SMK/MA atau sederajat) yang melanjutkan pendidikan ke jenjang pendidikan tinggi. | <i>Gross Transition Rate to Higher Education is defined as the percentage of graduates from upper secondary education (Senior High School/Vocational High School/Islamic Senior High School or equivalent) who continue their studies to the higher education level.</i> |
| Bentuk Pendidikan Tinggi/ <i>Institutional Type</i> | Pendidikan Tinggi berdasarkan bentuk pendidikan yaitu Universitas, Sekolah Tinggi, Institut, Politeknik, dan Akademi Komunitas. | <i>Form of education refers to the classification of higher education institutions based on their form, including universities, schools of higher learning, institutes, polytechnics, and community academies.</i> |
| Dosen/ <i>Lecturer</i> | Pendidik profesional dan ilmuwan dengan tugas utama mentransformasikan, mengembangkan, menyebarkan ilmu pengetahuan dan teknologi melalui pendidikan, penelitian dan pengabdian kepada masyarakat. | <i>Professional educators and scientists with the main task to transform, to develop, to disseminate science and technology through education, research and community service.</i> |
| Dosen Tetap/ <i>Full-Time Lecturer</i> | Dosen yang bekerja penuh waktu pada perguruan tinggi sebagai satuan administrasi pangkalnya dan tidak sedang menjadi pegawai tetap di satuan administrasi pangkal yang lain. | <i>Lecturers who work full-time at higher education institution as an administrative unit of the base and not being a permanent employee at the base of another administrative unit.</i> |
| Dosen Tidak Tetap/ <i>Part-Time Lecturer</i> | Dosen yang bekerja secara tidak penuh waktu pada perguruan tinggi. | <i>Lecturers who do not work full-time at higher education institution.</i> |
| Institut/ <i>Institute</i> | Perguruan Tinggi yang menyelenggarakan pendidikan akademik dan dapat menyelenggarakan pendidikan vokasi dalam sejumlah rumpun Ilmu Pengetahuan dan/atau Teknologi tertentu dan jika memenuhi syarat, institut dapat menyelenggarakan pendidikan profesi. | <i>Higher education institution which organizes academic education and vocational education in a number of clumps of specific science and / or technology and if eligible, institute is able to organize professional education.</i> |
| Kode Semester/ <i>Semester Code</i> | 1 digit terakhir setelah tahun ajaran yang menunjukkan jenis semester, yaitu: 1 untuk semester ganjil dan 2 untuk semester genap. Contoh: 20251 berarti semester ganjil pada tahun ajaran 2025/2026. | <i>The last digit following the academic year that indicates the semester: 1 for odd semester and 2 for even semester. Example: 20251 indicates the odd (first) semester of the 2025/2026 academic year.</i> |
| Lektor/ <i>Assistant Professor</i> | Pengajar di perguruan tinggi, berpangkat Penata atau Golongan III/c dan III/d. | <i>Lecturers in higher education institutions, with the rank of Superintendent or Class III / c and III / d.</i> |
| Lektor Kepala/ <i>Associate Professor</i> | Pengajar di perguruan tinggi, berpangkat Pembina atau Golongan IV/a dan IV/b. | <i>Lecturers in higher education institutions, with the rank of Administrators or Class IV/ a and IV / b.</i> |

| Istilah / Term | Definisi | Definition |
|---|--|--|
| Mahasiswa/ Student | Peserta didik pada program pendidikan tinggi. | <i>Students in higher education.</i> |
| Mulai semester/ Starting semester | Semester masuk. | <i>Entry semester</i> |
| Pangkalan Data Pendidikan Tinggi/ Higher Education Database | Kumpulan data penyelenggaraan Pendidikan Tinggi seluruh Perguruan Tinggi yang terintegrasi secara nasional. | <i>A collection of data of higher education management from all higher education institutions in Indonesia which is integrated nationally</i> |
| Pendidikan Tinggi Akademik (Dikti)/ Academic Higher Education | Pendidikan Tinggi program sarjana dan/atau program pascasarjana yang diarahkan pada penguasaan dan pengembangan cabang Ilmu Pengetahuan dan Teknologi. | <i>Higher education undergraduate and / or postgraduate programs aimed at mastering and developing branches of science and technology.</i> |
| Pendidikan Tinggi Vokasi (Diksi)/ Vocational Higher Education | Pendidikan Tinggi program diploma yang menyiapkan Mahasiswa untuk pekerjaan dengan keahlian terapan tertentu sampai program sarjana terapan. | <i>Higher education diploma programs that prepare students for jobs with specific applied skills and to prepare students for applied undergraduate dan postgraduate programs.</i> |
| Perguruan Tinggi/ Higher Education | Satuan pendidikan yang menyelenggarakan pendidikan tinggi. | <i>Educational unit that organizes higher education.</i> |
| Perguruan Tinggi Agama (PTA)/ Religious HE Institutions | Satuan pendidikan yang menyelenggarakan Pendidikan Tinggi Keagamaan. | <i>Educational unit that organizes religious higher education.</i> |
| Perguruan Tinggi Kedinasan (PTK/L)/ Government HE Institution | Lembaga pendidikan tinggi negeri yang memiliki ikatan dengan lembaga pemerintah sebagai penyelenggara pendidikan. | <i>State higher education institutions that have ties to government institutions as education providers.</i> |
| Perguruan Tinggi Negeri/ Public Higher Education | Perguruan Tinggi yang didirikan dan/atau diselenggarakan oleh pemerintah. | <i>Higher education institution established and / or organized by the government.</i> |
| Perguruan Tinggi Negeri Badan Hukum (PTN-BH) / Legal Entity State University | Perguruan tinggi negeri yang didirikan oleh Pemerintah yang berstatus sebagai badan hukum publik yang otonom | <i>State higher education institution established by the Government as autonomous public legal entities</i> |
| Perguruan Tinggi Swasta/ Private Higher Education | Perguruan Tinggi yang didirikan dan/atau diselenggarakan oleh masyarakat. | <i>Higher education institution established and / or organized by public.</i> |
| Politeknik/ Polytechnic | Perguruan Tinggi yang menyelenggarakan pendidikan vokasi dalam berbagai rumpun Ilmu Pengetahuan dan/atau Teknologi dan jika memenuhi syarat, politeknik dapat menyelenggarakan pendidikan profesi. | <i>Higher education institution which organizes vocational education in various clumps of science and / or technology and if eligible, polytechnic is able to organize professional education.</i> |

| Istilah / Term | Definisi | Definition |
|--|---|---|
| Profesor/ Professor | Jabatan fungsional tertinggi bagi dosen yang masih aktif mengajar di perguruan tinggi atau disebut sebagai guru besar. | <i>The highest functional position held by lecturers currently teaching in higher education.</i> |
| Program Diploma/ Diploma Program | Pendidikan vokasi yang diperuntukkan bagi lulusan pendidikan menengah atau sederajat untuk mengembangkan keterampilan dan penalaran dalam penerapan Ilmu Pengetahuan dan/atau Teknologi. | <i>Vocational education which is intended for graduates of secondary education or equivalent to develop skills and reasoning in the application of Science and / or Technology.</i> |
| Program Doktorat/ Doctoral Program | Pendidikan akademik yang diperuntukkan bagi lulusan program magister atau sederajat sehingga mampu menemukan, menciptakan, dan/atau memberikan kontribusi kepada pengembangan, serta pengamalan Ilmu Pengetahuan dan Teknologi melalui penalaran dan penelitian ilmiah. | <i>Academic education intended for graduates of a master's degree program or equivalent so that they are able to discover, create, and / or contribute to the development and practice of science and technology through scientific reasoning and research.</i> |
| Program Magister/ Master Program | Pendidikan akademik yang diperuntukkan bagi lulusan program sarjana atau sederajat sehingga mampu mengamalkan dan mengembangkan Ilmu Pengetahuan dan/atau Teknologi melalui penalaran dan penelitian ilmiah. | <i>Academic education that is intended for graduates of undergraduate or equivalent programs so that they are able to practice and develop science and technology through scientific reasoning and research.</i> |
| Program Profesi/ Professions | Pendidikan keahlian khusus yang diperuntukkan bagi lulusan program sarjana atau sederajat untuk mengembangkan bakat dan kemampuan memperoleh kecakapan yang diperlukan dalam dunia kerja. | <i>Specific skills education intended for graduates of undergraduate or equivalent programs to develop their talents and abilities to acquire the skills needed in the world of work.</i> |
| Program Sarjana/ Bachelor Program | Pendidikan akademik yang diperuntukkan bagi lulusan pendidikan menengah atau sederajat sehingga mampu mengamalkan Ilmu Pengetahuan dan Teknologi melalui penalaran ilmiah. | <i>Academic education that is intended for graduates of secondary education or equivalent so that they are able to practice science and technology through scientific reasoning.</i> |
| Program Spesialis/ Specialist | Pendidikan keahlian lanjutan yang dapat bertingkat dan diperuntukkan bagi lulusan program profesi yang telah berpengalaman sebagai profesional untuk mengembangkan bakat dan kemampuannya menjadi spesialis. | <i>Advanced skills education which can be graded and is intended for graduates of professional programs who have experience as professionals to develop their talents and abilities to become specialists.</i> |
| Program Studi/ Study Program | Kesatuan kegiatan Pendidikan dan pembelajaran yang memiliki kurikulum dan metode pembelajaran tertentu dalam satu jenis pendidikan akademik, pendidikan profesi, dan/atau pendidikan vokasi. | <i>Education activities and learning unit that has a specific curriculum and learning methods in a kind of academic education, professional education and / or vocational education.</i> |
| Rasio Dosen per Lembaga/ Ratios of lecturers to institutions | Jumlah dosen dibagi dengan jumlah institusi perguruan tinggi. | <i>The number of lecturers divided by the number of institutions.</i> |
| Rasio Mahasiswa per Dosen/ Ratios of students to lecturers | Jumlah mahasiswa dibagi dengan jumlah dosen. | <i>The number of enrolled students divided by the number of lecturers.</i> |
| Rasio Mahasiswa per Lembaga/ Ratios of students to institutions | Jumlah mahasiswa dibagi dengan jumlah institusi perguruan tinggi. | <i>The number of enrolled students divided by the number of institutions.</i> |
| Residu/ Residual data | Data tidak valid. | <i>Invalid data.</i> |

Isilah / Term Definisi

Definition

Sekolah Tinggi/ School of Higher Learning Perguruan Tinggi yang menyelenggarakan pendidikan akademik dan dapat menyelenggarakan pendidikan vokasi dalam satu rumpun Ilmu Pengetahuan dan/atau Teknologi tertentu dan jika memenuhi syarat, sekolah tinggi dapat menyelenggarakan pendidikan profesi.

Higher education institution which organizes academic education and vocational education in one clumps of science and/or techonology and if eligible, school of higher learning is able to organize professional education.

Tanpa jabatan/ Lecturers with no functional position Dosen yang belum memiliki jabatan fungsional akademik (JFA) atau status jabatan fungsionalnya belum tercatat/terbaru dalam sistem kepegawaian perguruan tinggi.

Lecturers who have not been assigned a functional position or whose functional position has not yet been recorded or updated in the higher education personnel system.

Tenaga Pengajar Non-Dosen/ Teaching Personnel Individu yang melaksanakan kegiatan pembelajaran atau pelatihan di perguruan tinggi, namun tidak berstatus sebagai dosen dan tidak menjalankan tugas tridarma secara penuh.

Individuals who conduct teaching or training activities within a higher education institution but do not hold lecturer status and do not perform the full scope of tridharma responsibilities.

Universitas/ University Perguruan tinggi yang menyelenggarakan pendidikan akademik dan dapat menyelenggarakan pendidikan vokasi dalam berbagai rumpun ilmu Pengetahuan dan/atau Teknologi dan jika memenuhi syarat, universitas dapat menyelenggarakan pendidikan profesi.

Higher education institution which organizes academic education and vocational education in several clumps of specific science and / or technology and if eligible, university is able to organize professional education.

Daftar Tabel *List of Table*

| Hal./ Page | No | Data/ Data | Hal./ Page | No | Data/ Data |
|---------------|------|--|---------------|------|---|
| 5 | 1.1 | GAMBARAN UMUM PERGURUAN TINGGI (PT) <i>OVERVIEW OF HIGHER EDUCATION (HE)</i> | 23 | 1.15 | GAMBARAN UMUM LLDIKTI (SWASTA AKADEMIK) <i>OVERVIEW OF OF REGIONAL OFFICE (ACADEMIC PRIVATE)</i> |
| 7 | 1.2 | GAMBARAN UMUM PERGURUAN TINGGI (PT) TIAP PROVINSI (NASIONAL) <i>OVERVIEW OF HIGHER EDUCATION (HE) BY PROVINCE (NATIONAL)</i> | 24 | 1.16 | GAMBARAN UMUM LLDIKTI (SWASTA VOKASI) <i>OVERVIEW OF OF REGIONAL OFFICE (VOCATIONAL PRIVATE)</i> |
| 8 | 1.3 | GAMBARAN UMUM PERGURUAN TINGGI (PT) TIAP PROVINSI (NEGERI) <i>OVERVIEW OF HIGHER EDUCATION (HE) BY PROVINCE (PUBLIC)</i> | 31 | 2.1 | JUMLAH LEMBAGA PERGURUAN TINGGI (PT) MENURUT BENTUK PENDIDIKAN TIAP PROVINSI (NASIONAL) <i>NUMBER OF HIGHER EDUCATION (HE) INSTITUTIONS BASED ON FORM OF EDUCATION BY PROVINCE (NATIONAL)</i> |
| 9 | 1.4 | GAMBARAN UMUM PERGURUAN TINGGI (PT) TIAP PROVINSI (SWASTA) <i>OVERVIEW OF HIGHER EDUCATION (HE) BY PROVINCE (PRIVATE)</i> | 32 | 2.2 | JUMLAH LEMBAGA PERGURUAN TINGGI (PT) MENURUT BENTUK PENDIDIKAN TIAP PROVINSI (KEMDIKTISAINTEK) <i>NUMBER OF HIGHER EDUCATION (HE) INSTITUTIONS BASED ON FORM OF EDUCATION BY PROVINCE (MOHEST)</i> |
| 10 | 1.5 | GAMBARAN UMUM PERGURUAN TINGGI (PT) TIAP PROVINSI (KEMDIKTISAINTEK) <i>OVERVIEW OF HIGHER EDUCATION (HE) BY PROVINCE (MOHEST)</i> | 33 | 2.3 | JUMLAH LEMBAGA PERGURUAN TINGGI (PT) MENURUT BENTUK PENDIDIKAN TIAP PROVINSI (KEMDIKTISAINTEK NEGERI) <i>NUMBER OF HIGHER EDUCATION (HE) INSTITUTIONS BASED ON FORM OF EDUCATION BY PROVINCE (PUBLIC MOHEST)</i> |
| 11 | 1.6 | GAMBARAN UMUM PERGURUAN TINGGI (PT) TIAP PROVINSI (KEMDIKTISAINTEK NEGERI) <i>OVERVIEW OF HIGHER EDUCATION (HE) BY PROVINCE (PUBLIC MOHEST)</i> | 34 | 2.4 | JUMLAH LEMBAGA PERGURUAN TINGGI (PT) MENURUT BENTUK PENDIDIKAN TIAP PROVINSI (KEMDIKTISAINTEK SWASTA) <i>NUMBER OF HIGHER EDUCATION (HE) INSTITUTIONS BASED ON FORM OF EDUCATION BY PROVINCE (PRIVATE MOHEST)</i> |
| 12 | 1.7 | GAMBARAN UMUM PERGURUAN TINGGI (PT) TIAP PROVINSI (KEMDIKTISAINTEK SWASTA) <i>OVERVIEW OF HIGHER EDUCATION (HE) BY PROVINCE (PRIVATE MOHEST)</i> | 35 | 2.5 | JUMLAH LEMBAGA PERGURUAN TINGGI (PT) MENURUT BENTUK PENDIDIKAN TIAP PROVINSI (KEMENAG) <i>NUMBER OF HIGHER EDUCATION (HE) INSTITUTIONS BASED ON FORM OF EDUCATION BY PROVINCE (MORA)</i> |
| 13 | 1.8 | GAMBARAN UMUM PERGURUAN TINGGI (PT) TIAP PROVINSI (KEMENAG) <i>OVERVIEW OF HIGHER EDUCATION (HE) BY PROVINCE (MORA)</i> | 36 | 2.6 | JUMLAH LEMBAGA PERGURUAN TINGGI (PT) MENURUT BENTUK PENDIDIKAN TIAP PROVINSI (KEMENAG NEGERI) <i>NUMBER OF HIGHER EDUCATION (HE) INSTITUTIONS BASED ON FORM OF EDUCATION BY PROVINCE (PUBLIC MORA)</i> |
| 14 | 1.9 | GAMBARAN UMUM PERGURUAN TINGGI (PT) TIAP PROVINSI (KEMENAG NEGERI) <i>OVERVIEW OF HIGHER EDUCATION (HE) BY PROVINCE (PUBLIC MORA)</i> | 37 | 2.7 | JUMLAH LEMBAGA PERGURUAN TINGGI (PT) MENURUT BENTUK PENDIDIKAN TIAP PROVINSI (KEMENAG SWASTA) <i>NUMBER OF HIGHER EDUCATION (HE) INSTITUTIONS BASED ON FORM OF EDUCATION BY PROVINCE (PRIVATE MORA)</i> |
| 15 | 1.10 | GAMBARAN UMUM PERGURUAN TINGGI (PT) TIAP PROVINSI (KEMENAG SWASTA) <i>OVERVIEW OF HIGHER EDUCATION (HE) BY PROVINCE (PRIVATE MORA)</i> | 38 | 2.8 | JUMLAH LEMBAGA PERGURUAN TINGGI (PT) MENURUT BENTUK PENDIDIKAN TIAP PROVINSI (KEMENTERIAN ATAU LEMBAGA LAIN) <i>NUMBER OF HIGHER EDUCATION (HE) INSTITUTIONS BASED ON FORM OF EDUCATION BY PROVINCE (OMAL)</i> |
| 16 | 1.11 | GAMBARAN UMUM PERGURUAN TINGGI (PT) TIAP PROVINSI (KEMENTERIAN ATAU LEMBAGA LAIN) <i>OVERVIEW OF HIGHER EDUCATION (HE) BY PROVINCE (OMAL)</i> | 39 | 2.9 | PERKEMBANGAN JUMLAH LEMBAGA PERGURUAN TINGGI (PT) TIAP PROVINSI (KEMDIKTISAINTEK) <i>TREND OF HIGHER EDUCATION (HE) INSTITUTION BY PROVINCE (MOHEST)</i> |
| 17 | 1.12 | GAMBARAN UMUM PERGURUAN TINGGI (PT) NEGERI AKADEMIK <i>OVERVIEW OF PUBLIC HIGHER EDUCATION (HE) ACADEMIC</i> | 41 | 2.10 | AKREDITASI PERGURUAN TINGGI (PT) TIAP PROVINSI (NASIONAL) <i>HIGHER EDUCATION (HE) ACCREDITATION BY PROVINCE (NATIONAL)</i> |
| 20 | 1.13 | GAMBARAN UMUM PERGURUAN TINGGI (PT) NEGERI VOKASI <i>OVERVIEW OF PUBLIC HIGHER EDUCATION (HE) VOCATIONAL</i> | | | |
| 22 | 1.14 | GAMBARAN UMUM LLDIKTI (SWASTA) <i>OVERVIEW OF OF REGIONAL OFFICE (PRIVATE)</i> | | | |

| Hal./ Page | No | Data/ Data | Hal./ Page | No | Data/ Data |
|---------------|------|--|---------------|------|---|
| 42 | 2.11 | AKREDITASI PERGURUAN TINGGI (PT) TIAP PROVINSI (KEMDIKTISAINTEK) <i>HIGHER EDUCATION (HE) ACCREDITATION BY PROVINCE (MOHEST)</i> | 61 | 3.7 | JUMLAH PROGRAM STUDI MENURUT BENTUK PENDIDIKAN TIAP PROVINSI (KEMENAG SWASTA) <i>NUMBER OF STUDY PROGRAMS BASED ON FORM OF HIGHER EDUCATION INSTITUTION BY PROVINCE (PRIVATE MORA)</i> |
| 43 | 2.12 | AKREDITASI PERGURUAN TINGGI (PT) TIAP PROVINSI (KEMDIKTISAINTEK NEGERI) <i>HIGHER EDUCATION (HE) ACCREDITATION BY PROVINCE (PUBLIC MOHEST)</i> | 62 | 3.8 | JUMLAH PROGRAM STUDI MENURUT BENTUK PENDIDIKAN TIAP PROVINSI (KEMENTERIAN ATAU LEMBAGA LAIN) <i>NUMBER OF STUDY PROGRAMS BASED ON FORM OF HIGHER EDUCATION INSTITUTION BY PROVINCE (OMAL)</i> |
| 44 | 2.13 | AKREDITASI PERGURUAN TINGGI (PT) TIAP PROVINSI (KEMDIKTISAINTEK SWASTA) <i>HIGHER EDUCATION (HE) ACCREDITATION BY PROVINCE (PRIVATE MOHEST)</i> | 63 | 3.9 | JUMLAH PROGRAM STUDI MENURUT BIDANG ILMU TIAP PERGURUAN TINGGI (PT) NEGERI AKADEMIK <i>NUMBER OF STUDY PROGRAMS BASED ON KNOWLEDGE FIELD BY PUBLIC HIGHER EDUCATION (HE) ACADEMIC</i> |
| 45 | 2.14 | AKREDITASI PROGRAM STUDI TIAP PROVINSI (NASIONAL) <i>STUDY PROGRAM ACCREDITATION BY PROVINCE (NATIONAL)</i> | 69 | 3.10 | JUMLAH PROGRAM STUDI MENURUT BIDANG ILMU TIAP PERGURUAN TINGGI (PT) NEGERI VOKASI <i>NUMBER OF STUDY PROGRAMS BASED ON KNOWLEDGE FIELD BY PUBLIC HIGHER EDUCATION (HE) VOCATIONAL</i> |
| 46 | 2.15 | AKREDITASI PROGRAM STUDI TIAP PROVINSI (KEMDIKTISAINTEK) <i>STUDY PROGRAM ACCREDITATION BY PROVINCE (MOHEST)</i> | 73 | 3.11 | JUMLAH PROGRAM STUDI MENURUT BIDANG ILMU TIAP LLDIKTI (SWASTA) <i>NUMBER OF STUDY PROGRAMS BASED ON KNOWLEDGE FIELD BY REGIONAL OFFICE (PRIVATE)</i> |
| 47 | 2.16 | AKREDITASI PROGRAM STUDI TIAP PROVINSI (KEMDIKTISAINTEK NEGERI) <i>STUDY PROGRAM ACCREDITATION BY PROVINCE (PUBLIC MOHEST)</i> | 75 | 3.12 | JUMLAH PROGRAM STUDI MENURUT BIDANG ILMU TIAP LLDIKTI (SWASTA AKADEMIK) <i>NUMBER OF STUDY PROGRAMS BASED ON KNOWLEDGE FIELD BY REGIONAL OFFICE (ACADEMIC PRIVATE)</i> |
| 48 | 2.17 | AKREDITASI PROGRAM STUDI TIAP PROVINSI (KEMDIKTISAINTEK SWASTA) <i>STUDY PROGRAM ACCREDITATION BY PROVINCE (PRIVATE MOHEST)</i> | 77 | 3.13 | JUMLAH PROGRAM STUDI MENURUT BIDANG ILMU TIAP LLDIKTI (SWASTA VOKASI) <i>NUMBER OF STUDY PROGRAMS BASED ON KNOWLEDGE FIELD BY REGIONAL OFFICE (VOCATIONAL PRIVATE)</i> |
| 55 | 3.1 | JUMLAH PROGRAM STUDI MENURUT BENTUK PENDIDIKAN TIAP PROVINSI (NASIONAL) <i>NUMBER OF STUDY PROGRAMS BASED ON FORM OF HIGHER EDUCATION INSTITUTION BY PROVINCE (NATIONAL)</i> | 79 | 3.14 | JUMLAH PROGRAM STUDI MENURUT PROGRAM TIAP PROVINSI (NASIONAL) <i>NUMBER OF STUDY PROGRAMS BASED ON LEVEL OF PROGRAM BY PROVINCE (NATIONAL)</i> |
| 56 | 3.2 | JUMLAH PROGRAM STUDI MENURUT BENTUK PENDIDIKAN TIAP PROVINSI (KEMDIKTISAINTEK) <i>NUMBER OF STUDY PROGRAMS BASED ON FORM OF HIGHER EDUCATION INSTITUTION BY PROVINCE (MOHEST)</i> | 80 | 3.15 | JUMLAH PROGRAM STUDI MENURUT PROGRAM TIAP PROVINSI (KEMDIKTISAINTEK) <i>NUMBER OF STUDY PROGRAMS BASED ON LEVEL OF PROGRAM BY PROVINCE (MOHEST)</i> |
| 57 | 3.3 | JUMLAH PROGRAM STUDI MENURUT BENTUK PENDIDIKAN TIAP PROVINSI (KEMDIKTISAINTEK NEGERI) <i>NUMBER OF STUDY PROGRAMS BASED ON FORM OF HIGHER EDUCATION INSTITUTION BY PROVINCE (PUBLIC MOHEST)</i> | 81 | 3.16 | JUMLAH PROGRAM STUDI MENURUT PROGRAM TIAP PROVINSI (KEMDIKTISAINTEK NEGERI) <i>NUMBER OF STUDY PROGRAMS BASED ON LEVEL OF PROGRAM BY PROVINCE (PUBLIC MOHEST)</i> |
| 58 | 3.4 | JUMLAH PROGRAM STUDI MENURUT BENTUK PENDIDIKAN TIAP PROVINSI (KEMDIKTISAINTEK SWASTA) <i>NUMBER OF STUDY PROGRAMS BASED ON FORM OF HIGHER EDUCATION INSTITUTION BY PROVINCE (PRIVATE MOHEST)</i> | 82 | 3.17 | JUMLAH PROGRAM STUDI MENURUT PROGRAM TIAP PROVINSI (KEMDIKTISAINTEK SWASTA) <i>NUMBER OF STUDY PROGRAMS BASED ON LEVEL OF PROGRAM BY PROVINCE (PRIVATE MOHEST)</i> |
| 59 | 3.5 | JUMLAH PROGRAM STUDI MENURUT BENTUK PENDIDIKAN TIAP PROVINSI (KEMENAG) <i>NUMBER OF STUDY PROGRAMS BASED ON FORM OF HIGHER EDUCATION INSTITUTION BY PROVINCE (MORA)</i> | 83 | 3.18 | JUMLAH PROGRAM STUDI MENURUT PROGRAM TIAP PERGURUAN TINGGI (PT) NEGERI AKADEMIK <i>NUMBER OF STUDY PROGRAMS BASED ON LEVEL OF PROGRAM BY PUBLIC HIGHER EDUCATION (HE) ACADEMIC</i> |
| 60 | 3.6 | JUMLAH PROGRAM STUDI MENURUT BENTUK PENDIDIKAN TIAP PROVINSI (KEMENAG NEGERI) <i>NUMBER OF STUDY PROGRAMS BASED ON FORM OF HIGHER EDUCATION INSTITUTION BY PROVINCE (PUBLIC MORA)</i> | | | |

| Hal./ Page | No | Data/ Data | Hal./ Page | No | Data/ Data |
|---------------|------|--|---------------|------|--|
| 86 | 3.19 | JUMLAH PROGRAM STUDI MENURUT PROGRAM TIAP PERGURUAN TINGGI (PT) NEGERI VOKASI <i>NUMBER OF STUDY PROGRAMS BASED ON LEVEL OF PROGRAM BY PUBLIC HIGHER EDUCATION (HE) VOCATIONAL</i> | 106 | 4.9 | JUMLAH MAHASISWA BARU MENURUT BENTUK PENDIDIKAN TIAP LEMBAGA (NASIONAL) <i>NUMBER OF NEW ENTRANTS BASED ON FORM OF EDUCATION BY INSTITUTION (NATIONAL)</i> |
| 88 | 3.20 | JUMLAH PROGRAM STUDI MENURUT PROGRAM TIAP LLDIKTI (SWASTA) <i>NUMBER OF STUDY PROGRAMS BASED ON LEVEL OF PROGRAM BY REGIONAL OFFICE (PRIVATE)</i> | 107 | 4.10 | JUMLAH MAHASISWA BARU MENURUT PROGRAM DAN JENIS KELAMIN TIAP PROVINSI (NASIONAL) <i>NUMBER OF NEW ENTRANTS BY LEVEL OF PROGRAM, GENDER, AND PROVINCE (NATIONAL)</i> |
| 89 | 3.21 | JUMLAH PROGRAM STUDI MENURUT PROGRAM TIAP LLDIKTI (SWASTA AKADEMIK) <i>NUMBER OF STUDY PROGRAMS BASED ON LEVEL OF PROGRAM BY REGIONAL OFFICE (ACADEMIC PRIVATE)</i> | 109 | 4.11 | JUMLAH MAHASISWA BARU MENURUT PROGRAM DAN JENIS KELAMIN TIAP PROVINSI (KEMDIKTISAINTEK) <i>NUMBER OF NEW ENTRANTS BY LEVEL OF PROGRAM, GENDER, AND PROVINCE (MOHEST)</i> |
| 90 | 3.22 | JUMLAH PROGRAM STUDI MENURUT PROGRAM TIAP LLDIKTI (SWASTA VOKASI) <i>NUMBER OF STUDY PROGRAMS BASED ON LEVEL OF PROGRAM BY REGIONAL OFFICE (VOCATIONAL PRIVATE)</i> | 111 | 4.12 | JUMLAH MAHASISWA BARU MENURUT PROGRAM DAN JENIS KELAMIN TIAP PROVINSI (KEMDIKTISAINTEK NEGERI) <i>NUMBER OF NEW ENTRANTS BY LEVEL OF PROGRAM, GENDER, AND PROVINCE (PUBLIC MOHEST)</i> |
| 98 | 4.1 | JUMLAH MAHASISWA BARU MENURUT BENTUK PENDIDIKAN TIAP PROVINSI (NASIONAL) <i>NUMBER OF NEW ENTRANTS BASED ON FORM OF EDUCATION BY PROVINCE (NATIONAL)</i> | 113 | 4.13 | JUMLAH MAHASISWA BARU MENURUT PROGRAM DAN JENIS KELAMIN TIAP PROVINSI (KEMDIKTISAINTEK SWASTA) <i>NUMBER OF NEW ENTRANTS BY LEVEL OF PROGRAM, GENDER, AND PROVINCE (PRIVATE MOHEST)</i> |
| 99 | 4.2 | JUMLAH MAHASISWA BARU MENURUT BENTUK PENDIDIKAN TIAP PROVINSI (KEMDIKTISAINTEK) <i>NUMBER OF NEW ENTRANTS BASED ON FORM OF EDUCATION BY PROVINCE (MOHEST)</i> | 115 | 4.14 | JUMLAH MAHASISWA BARU MENURUT PROGRAM DAN JENIS KELAMIN TIAP PERGURUAN TINGGI (PT) NEGERI AKADEMIK <i>NUMBER OF NEW ENTRANTS BASED ON LEVEL OF PROGRAM AND GENDER BY PUBLIC HIGHER EDUCATION (HE) ACADEMIC</i> |
| 100 | 4.3 | JUMLAH MAHASISWA BARU MENURUT BENTUK PENDIDIKAN TIAP PROVINSI (KEMDIKTISAINTEK NEGERI) <i>NUMBER OF NEW ENTRANTS BASED ON FORM OF EDUCATION BY PROVINCE (PUBLIC MOHEST)</i> | 121 | 4.15 | JUMLAH MAHASISWA BARU MENURUT PROGRAM DAN JENIS KELAMIN TIAP PERGURUAN TINGGI (PT) NEGERI VOKASI <i>NUMBER OF NEW ENTRANTS BASED ON LEVEL OF PROGRAM AND GENDER BY PUBLIC HIGHER EDUCATION (HE) VOCATIONAL</i> |
| 101 | 4.4 | JUMLAH MAHASISWA BARU MENURUT BENTUK PENDIDIKAN TIAP PROVINSI (KEMDIKTISAINTEK SWASTA) <i>NUMBER OF NEW ENTRANTS BASED ON FORM OF EDUCATION BY PROVINCE (PRIVATE MOHEST)</i> | 125 | 4.16 | JUMLAH MAHASISWA BARU MENURUT PROGRAM DAN JENIS KELAMIN TIAP LLDIKTI (SWASTA) <i>NUMBER OF NEW ENTRANTS BASED ON LEVEL OF PROGRAM AND GENDER BY REGIONAL OFFICE (PRIVATE)</i> |
| 102 | 4.5 | JUMLAH MAHASISWA BARU MENURUT BENTUK PENDIDIKAN TIAP PROVINSI (KEMENAG) <i>NUMBER OF NEW ENTRANTS BASED ON FORM OF EDUCATION BY PROVINCE (MORA)</i> | 127 | 4.17 | JUMLAH MAHASISWA BARU MENURUT PROGRAM DAN JENIS KELAMIN TIAP LLDIKTI (SWASTA AKADEMIK) <i>NUMBER OF NEW ENTRANTS BASED ON LEVEL OF PROGRAM AND GENDER BY REGIONAL OFFICE (ACADEMIC PRIVATE)</i> |
| 103 | 4.6 | JUMLAH MAHASISWA BARU MENURUT BENTUK PENDIDIKAN TIAP PROVINSI (KEMENAG NEGERI) <i>NUMBER OF NEW ENTRANTS BASED ON FORM OF EDUCATION BY PROVINCE (PUBLIC MORA)</i> | 129 | 4.18 | JUMLAH MAHASISWA BARU MENURUT PROGRAM DAN JENIS KELAMIN TIAP LLDIKTI (SWASTA VOKASI) <i>NUMBER OF NEW ENTRANTS BASED ON LEVEL OF PROGRAM AND GENDER BY REGIONAL OFFICE (VOCATIONAL PRIVATE)</i> |
| 104 | 4.7 | JUMLAH MAHASISWA BARU MENURUT BENTUK PENDIDIKAN TIAP PROVINSI (KEMENAG SWASTA) <i>NUMBER OF NEW ENTRANTS BASED ON FORM OF EDUCATION BY PROVINCE (PRIVATE MORA)</i> | 131 | 4.19 | PERKEMBANGAN JUMLAH MAHASISWA BARU PERGURUAN TINGGI (PT) TIAP PROVINSI (KEMDIKTISAINTEK) <i>TREND OF HIGHER EDUCATION (HE) NEW ENTRANTS BY PROVINCE (MOHEST)</i> |
| 105 | 4.8 | JUMLAH MAHASISWA BARU MENURUT BENTUK PENDIDIKAN TIAP PROVINSI (KEMENTERIAN ATAU LEMBAGA LAIN) <i>NUMBER OF NEW ENTRANTS BASED ON FORM OF EDUCATION BY PROVINCE (OMAL)</i> | 143 | 5.1 | JUMLAH MAHASISWA TERDAFTAR MENURUT BENTUK PENDIDIKAN TIAP PROVINSI (NASIONAL) <i>NUMBER OF ENROLLED STUDENTS BASED ON FORM OF EDUCATION BY PROVINCE (NATIONAL)</i> |

| Hal./ Page | No | Data/ Data | Hal./ Page | No | Data/ Data |
|---------------|------|---|---------------|------|---|
| 144 | 5.2 | JUMLAH MAHASISWA TERDAFTAR MENURUT BENTUK PENDIDIKAN TIAP PROVINSI (KEMDIKTISAINTEK) <i>NUMBER OF OF ENROLLED STUDENTS BASED ON FORM OF EDUCATION BY PROVINCE (MOHEST)</i> | 159 | 5.13 | JUMLAH MAHASISWA TERDAFTAR MENURUT PROGRAM PENDIDIKAN DAN JENIS KELAMIN TIAP PERGURUAN TINGGI (PT) NEGERI AKADEMIK <i>NUMBER OF ENROLLED STUDENTS BASED ON PROGRAM OF EDUCATION AND GENDER BY PUBLIC HIGHER EDUCATION (HE) ACADEMIC</i> |
| 145 | 5.3 | JUMLAH MAHASISWA TERDAFTAR MENURUT BENTUK PENDIDIKAN TIAP PROVINSI (KEMDIKTISAINTEK NEGERI) <i>NUMBER OF ENROLLED STUDENTS INSTITUTIONS BASED ON FORM OF EDUCATION BY PROVINCE (PUBLIC MOHEST)</i> | 165 | 5.14 | JUMLAH MAHASISWA TERDAFTAR MENURUT PROGRAM PENDIDIKAN DAN JENIS KELAMIN TIAP PERGURUAN TINGGI (PT) NEGERI VOKASI <i>NUMBER OF ENROLLED STUDENTS BASED ON PROGRAM OF EDUCATION AND GENDER BY PUBLIC HIGHER EDUCATION (HE) VOCATIONAL</i> |
| 146 | 5.4 | JUMLAH MAHASISWA TERDAFTAR MENURUT BENTUK PENDIDIKAN TIAP PROVINSI (KEMDIKTISAINTEK SWASTA) <i>NUMBER OF ENROLLED STUDENTS BASED ON FORM OF EDUCATION BY PROVINCE (PRIVATE MOHEST)</i> | 169 | 5.15 | JUMLAH MAHASISWA TERDAFTAR MENURUT PROGRAM PENDIDIKAN DAN JENIS KELAMIN TIAP LLDIKTI (SWASTA) <i>NUMBER OF ENROLLED STUDENTS BASED ON PROGRAM OF EDUCATION AND GENDER BY REGIONAL OFFICE (PRIVATE)</i> |
| 147 | 5.5 | JUMLAH MAHASISWA TERDAFTAR MENURUT BENTUK PENDIDIKAN TIAP PROVINSI (KEMENAG) <i>NUMBER OF ENROLLED STUDENTS BASED ON FORM OF EDUCATION BY PROVINCE (MORA)</i> | 171 | 5.16 | JUMLAH MAHASISWA TERDAFTAR MENURUT PROGRAM PENDIDIKAN DAN JENIS KELAMIN TIAP LLDIKTI (SWASTA AKADEMIK) <i>NUMBER OF ENROLLED STUDENTS BASED ON PROGRAM OF EDUCATION AND GENDER BY REGIONAL OFFICE (ACADEMIC PRIVATE)</i> |
| 148 | 5.6 | JUMLAH MAHASISWA TERDAFTAR MENURUT BENTUK PENDIDIKAN TIAP PROVINSI (KEMENAG NEGERI) <i>NUMBER OF ENROLLED STUDENTS BASED ON FORM OF EDUCATION BY PROVINCE (PUBLIC MORA)</i> | 173 | 5.17 | JUMLAH MAHASISWA TERDAFTAR MENURUT PROGRAM PENDIDIKAN DAN JENIS KELAMIN TIAP LLDIKTI (SWASTA VOKASI) <i>NUMBER OF ENROLLED STUDENTS BASED ON PROGRAM OF EDUCATION AND GENDER BY REGIONAL OFFICE (VOCATIONAL PRIVATE)</i> |
| 149 | 5.7 | JUMLAH MAHASISWA TERDAFTAR MENURUT BENTUK PENDIDIKAN TIAP PROVINSI (KEMENAG SWASTA) <i>NUMBER OF ENROLLED STUDENTS BASED ON FORM OF EDUCATION BY PROVINCE (PRIVATE MORA)</i> | 175 | 5.18 | PERKEMBANGAN JUMLAH MAHASISWA TERDAFTAR PERGURUAN TINGGI (PT) TIAP PROVINSI (KEMDIKTISAINTEK) <i>TREND OF HIGHER EDUCATION (HE) ENROLLED STUDENT BY PROVINCE (MOHEST)</i> |
| 150 | 5.8 | JUMLAH MAHASISWA TERDAFTAR MENURUT BENTUK PENDIDIKAN TIAP PROVINSI (KEMENTERIAN ATAU LEMBAGA LAIN) <i>NUMBER OF ENROLLED STUDENTS BASED ON FORM OF EDUCATION BY PROVINCE (OMAL)</i> | 185 | 6.1 | JUMLAH LULUSAN MENURUT BENTUK PENDIDIKAN TIAP PROVINSI (NASIONAL) <i>NUMBER OF GRADUATES BASED ON FORM OF EDUCATION BY PROVINCE (NATIONAL)</i> |
| 151 | 5.9 | JUMLAH MAHASISWA TERDAFTAR MENURUT PROGRAM PENDIDIKAN DAN JENIS KELAMIN TIAP PROVINSI (NASIONAL) <i>NUMBER OF ENROLLED STUDENTS BASED ON PROGRAM OF EDUCATION AND GENDER BY PROVINCE (NATIONAL)</i> | 186 | 6.2 | JUMLAH LULUSAN MENURUT BENTUK PENDIDIKAN TIAP PROVINSI (KEMDIKTISAINTEK) <i>NUMBER OF GRADUATES BASED ON FORM OF EDUCATION BY PROVINCE (MOHEST)</i> |
| 153 | 5.10 | JUMLAH MAHASISWA TERDAFTAR MENURUT PROGRAM PENDIDIKAN DAN JENIS KELAMIN TIAP PROVINSI (KEMDIKTISAINTEK) <i>NUMBER OF ENROLLED STUDENTS BASED ON PROGRAM OF EDUCATION AND GENDER BY PROVINCE (MOHEST)</i> | 187 | 6.3 | JUMLAH LULUSAN MENURUT BENTUK PENDIDIKAN TIAP PROVINSI (KEMDIKTISAINTEK NEGERI) <i>NUMBER OF GRADUATES BASED ON FORM OF EDUCATION BY PROVINCE (PUBLIC MOHEST)</i> |
| 155 | 5.11 | JUMLAH MAHASISWA TERDAFTAR MENURUT PROGRAM PENDIDIKAN DAN JENIS KELAMIN TIAP PROVINSI (KEMDIKTISAINTEK NEGERI) <i>NUMBER OF ENROLLED STUDENTS BASED ON PROGRAM OF EDUCATION AND GENDER BY PROVINCE (PUBLIC MOHEST)</i> | 188 | 6.4 | JUMLAH LULUSAN MENURUT BENTUK PENDIDIKAN TIAP PROVINSI (KEMDIKTISAINTEK SWASTA) <i>NUMBER OF GRADUATES BASED ON FORM OF EDUCATION BY PROVINCE (PRIVATE MOHEST)</i> |
| 157 | 5.12 | JUMLAH MAHASISWA TERDAFTAR MENURUT PROGRAM PENDIDIKAN DAN JENIS KELAMIN TIAP PROVINSI (KEMDIKTISAINTEK SWASTA) <i>NUMBER OF ENROLLED STUDENTS BASED ON PROGRAM OF EDUCATION AND GENDER BY PROVINCE (PRIVATE MOHEST)</i> | | | |

| Hal./ Page | No | Data/ Data | Hal./ Page | No | Data/ Data |
|---------------|------|--|---------------|------|--|
| 189 | 6.5 | JUMLAH LULUSAN MENURUT BENTUK PENDIDIKAN TIAP PROVINSI (KEMENAG) <i>NUMBER OF GRADUATES BASED ON FORM OF EDUCATION BY PROVINCE (MORA)</i> | 215 | 6.17 | JUMLAH LULUSAN MENURUT PROGRAM PENDIDIKAN DAN JENIS KELAMIN TIAP LLDIKTI (SWASTA VOKASI) <i>NUMBER OF GRADUATES BASED ON PROGRAM OF EDUCATION AND GENDER BY REGIONAL OFFICE (VOCATIONAL PRIVATE)</i> |
| 190 | 6.6 | JUMLAH LULUSAN MENURUT BENTUK PENDIDIKAN TIAP PROVINSI (KEMENAG NEGERI) <i>NUMBER OF GRADUATES BASED ON FORM OF EDUCATION BY PROVINCE (PUBLIC MORA)</i> | 217 | 6.18 | PERKEMBANGAN JUMLAH LULUSAN PERGURUAN TINGGI (PT) TIAP PROVINSI (KEMDIKTISAINTEK) <i>TREND OF HIGHER EDUCATION (HE) GRADUATES BY PROVINCE (MOHEST)</i> |
| 191 | 6.7 | JUMLAH LULUSAN MENURUT BENTUK PENDIDIKAN TIAP PROVINSI (KEMENAG SWASTA) <i>NUMBER OF GRADUATES BASED ON FORM OF EDUCATION BY PROVINCE (PRIVATE MORA)</i> | 226 | 7.1 | JUMLAH DOSEN MENURUT BENTUK PENDIDIKAN TIAP PROVINSI (NASIONAL) <i>NUMBER OF LECTURERS BASED ON FORM OF EDUCATION BY PROVINCE (NATIONAL)</i> |
| 192 | 6.8 | JUMLAH LULUSAN MENURUT BENTUK PENDIDIKAN TIAP PROVINSI (KEMENTERIAN ATAU LEMBAGA LAIN) <i>NUMBER OF GRADUATES BASED ON FORM OF EDUCATION BY PROVINCE (OMAL)</i> | 227 | 7.2 | JUMLAH DOSEN MENURUT BENTUK PENDIDIKAN TIAP PROVINSI (KEMDIKTISAINTEK) <i>NUMBER OF LECTURERS BASED ON FORM OF EDUCATION BY PROVINCE (MOHEST)</i> |
| 193 | 6.9 | JUMLAH LULUSAN MENURUT PROGRAM PENDIDIKAN DAN JENIS KELAMIN TIAP PROVINSI (NASIONAL) <i>NUMBER OF GRADUATES BASED ON PROGRAM OF EDUCATION AND GENDER BY PROVINCE (NATIONAL)</i> | 228 | 7.3 | JUMLAH DOSEN MENURUT BENTUK PENDIDIKAN TIAP PROVINSI (KEMDIKTISAINTEK NEGERI) <i>NUMBER OF LECTURERS BASED ON FORM OF EDUCATION BY PROVINCE (PUBLIC MOHEST)</i> |
| 195 | 6.10 | JUMLAH LULUSAN MENURUT PROGRAM PENDIDIKAN DAN JENIS KELAMIN TIAP PROVINSI (KEMDIKTISAINTEK) <i>NUMBER OF GRADUATES BASED ON PROGRAM OF EDUCATION AND GENDER BY PROVINCE (MOHEST)</i> | 229 | 7.4 | JUMLAH DOSEN MENURUT BENTUK PENDIDIKAN TIAP PROVINSI (KEMDIKTISAINTEK SWASTA) <i>NUMBER OF LECTURERS BASED ON FORM OF EDUCATION BY PROVINCE (PRIVATE MOHEST)</i> |
| 197 | 6.11 | JUMLAH LULUSAN MENURUT PROGRAM PENDIDIKAN DAN JENIS KELAMIN TIAP PROVINSI (KEMDIKTISAINTEK NEGERI) <i>NUMBER OF GRADUATES BASED ON PROGRAM OF EDUCATION AND GENDER BY PROVINCE (PUBLIC MOHEST)</i> | 230 | 7.5 | JUMLAH DOSEN MENURUT BENTUK PENDIDIKAN TIAP PROVINSI (KEMENAG) <i>NUMBER OF LECTURERS BASED ON FORM OF EDUCATION BY PROVINCE (MORA)</i> |
| 199 | 6.12 | JUMLAH LULUSAN MENURUT PROGRAM PENDIDIKAN DAN JENIS KELAMIN TIAP PROVINSI (KEMDIKTISAINTEK SWASTA) <i>NUMBER OF GRADUATES BASED ON PROGRAM OF EDUCATION AND GENDER BY PROVINCE (PRIVATE MOHEST)</i> | 231 | 7.6 | JUMLAH DOSEN MENURUT BENTUK PENDIDIKAN TIAP PROVINSI (KEMENAG NEGERI) <i>NUMBER OF LECTURERS BASED ON FORM OF EDUCATION BY PROVINCE (PUBLIC MORA)</i> |
| 201 | 6.13 | JUMLAH LULUSAN MENURUT PROGRAM PROGRAM DAN JENIS KELAMIN TIAP PERGURUAN TINGGI (PT) NEGERI AKADEMIK <i>NUMBER OF GRADUATES BASED ON LEVEL OF PROGRAM AND GENDER BY PUBLIC HIGHER EDUCATION (HE) ACADEMIC</i> | 232 | 7.7 | JUMLAH DOSEN MENURUT BENTUK PENDIDIKAN TIAP PROVINSI (KEMENAG SWASTA) <i>NUMBER OF LECTURERS BASED ON FORM OF EDUCATION BY PROVINCE (PRIVATE MORA)</i> |
| 207 | 6.14 | JUMLAH LULUSAN MENURUT PROGRAM PROGRAM DAN JENIS KELAMIN TIAP PERGURUAN TINGGI (PT) NEGERI VOKASI <i>NUMBER OF GRADUATES BASED ON LEVEL OF PROGRAM AND GENDER BY PUBLIC HIGHER EDUCATION (HE) VOCATIONAL</i> | 233 | 7.8 | JUMLAH DOSEN MENURUT BENTUK PENDIDIKAN TIAP PROVINSI (KEMENTERIAN ATAU LEMBAGA LAIN) <i>NUMBER OF LECTURERS BASED ON FORM OF EDUCATION BY PROVINCE (OMAL)</i> |
| 211 | 6.15 | JUMLAH LULUSAN MENURUT PROGRAM PENDIDIKAN DAN JENIS KELAMIN TIAP LLDIKTI (SWASTA) <i>NUMBER OF GRADUATES BASED ON PROGRAM OF EDUCATION AND GENDER BY REGIONAL OFFICE (PRIVATE)</i> | 234 | 7.9 | JUMLAH DOSEN MENURUT JENIS KELAMIN DAN STATUS KEPEGAWAIAN TIAP PROVINSI (KEMDIKTISAINTEK) <i>NUMBER OF LECTURERS BASED ON GENDER AND PERSONNEL STATUS BY PROVINCE (MOHEST)</i> |
| 213 | 6.16 | JUMLAH LULUSAN MENURUT PROGRAM PENDIDIKAN DAN JENIS KELAMIN TIAP LLDIKTI (SWASTA AKADEMIK) <i>NUMBER OF GRADUATES BASED ON PROGRAM OF EDUCATION AND GENDER BY REGIONAL OFFICE (ACADEMIC PRIVATE)</i> | 235 | 7.10 | JUMLAH DOSEN MENURUT JENIS KELAMIN DAN STATUS KEPEGAWAIAN TIAP PROVINSI (KEMDIKTISAINTEK AKADEMIK) <i>NUMBER OF LECTURERS BASED ON GENDER AND PERSONNEL STATUS BY PROVINCE (ACADEMIC MOHEST)</i> |

| Hal./ Page | No | Data/ Data | Hal./ Page | No | Data/ Data |
|---------------|------|---|---------------|------|---|
| 236 | 7.11 | JUMLAH DOSEN MENURUT JENIS KELAMIN DAN STATUS KEPEGAWAIAN TIAP PROVINSI (KEMDIKTISAINTEK VOKASI) <i>NUMBER OF LECTURERS BASED ON GENDER AND PERSONNEL STATUS BY PROVINCE (VOCATIONAL MOHEST)</i> | 259 | 7.22 | JUMLAH DOSEN MENURUT STATUS KEPEGAWAIAN DAN PENDIDIKAN TERTINGGI TIAP PERGURUAN TINGGI (PT) NEGERI VOKASI <i>NUMBER OF LECTURERS BASED ON PERSONNEL STATUS AND HIGHEST CERTIFICATE BY PUBLIC HIGHER EDUCATION (HE) VOCATIONAL</i> |
| 237 | 7.12 | JUMLAH DOSEN MENURUT JENIS KELAMIN TIAP PERGURUAN TINGGI (PT) NEGERI AKADEMIK <i>NUMBER OF LECTURERS BASED ON GENDER BY PUBLIC HIGHER EDUCATION (HE) ACADEMIC</i> | 263 | 7.23 | JUMLAH DOSEN MENURUT STATUS KEPEGAWAIAN DAN PENDIDIKAN TERTINGGI TIAP LLDIKTI (SWASTA) <i>NUMBER OF LECTURERS BASED ON PERSONNEL STATUS AND HIGHEST CERTIFICATE BY REGIONAL OFFICE (PRIVATE)</i> |
| 240 | 7.13 | JUMLAH DOSEN MENURUT JENIS KELAMIN TIAP PERGURUAN TINGGI (PT) NEGERI VOKASI <i>NUMBER OF LECTURERS BASED ON GENDER BY PUBLIC HIGHER EDUCATION (HE) VOCATIONAL</i> | 265 | 7.24 | JUMLAH DOSEN MENURUT STATUS KEPEGAWAIAN DAN PENDIDIKAN TERTINGGI TIAP LLDIKTI (SWASTA AKADEMIK) <i>NUMBER OF LECTURERS BASED ON PERSONNEL STATUS AND HIGHEST CERTIFICATE BY REGIONAL OFFICE (ACADEMIC PRIVATE)</i> |
| 242 | 7.14 | JUMLAH DOSEN MENURUT JENIS KELAMIN TIAP LLDIKTI (SWASTA) <i>NUMBER OF LECTURERS BASED ON GENDER BY REGIONAL OFFICE (PRIVATE)</i> | 267 | 7.25 | JUMLAH DOSEN MENURUT STATUS KEPEGAWAIAN DAN PENDIDIKAN TERTINGGI TIAP LLDIKTI (SWASTA VOKASI) <i>NUMBER OF LECTURERS BASED ON PERSONNEL STATUS AND HIGHEST CERTIFICATE BY REGIONAL OFFICE (VOCATIONAL PRIVATE)</i> |
| 243 | 7.15 | JUMLAH DOSEN MENURUT JENIS KELAMIN TIAP LLDIKTI (SWASTA AKADEMIK) <i>NUMBER OF LECTURERS BASED ON GENDER BY REGIONAL OFFICE (ACADEMIC PRIVATE)</i> | 269 | 7.26 | JUMLAH DOSEN MENURUT JABATAN FUNGSIONAL TIAP PROVINSI (NASIONAL) <i>NUMBER OF LECTURERS BASED ON FUNCTIONAL TITLE BY PROVINCE (NATIONAL)</i> |
| 244 | 7.16 | JUMLAH DOSEN MENURUT JENIS KELAMIN TIAP LLDIKTI (SWASTA VOKASI) <i>NUMBER OF LECTURERS BASED ON GENDER BY REGIONAL OFFICE (VOCATIONAL PRIVATE)</i> | 270 | 7.27 | JUMLAH DOSEN MENURUT JABATAN FUNGSIONAL TIAP PROVINSI (KEMDIKTISAINTEK) <i>NUMBER OF LECTURERS BASED ON FUNCTIONAL TITLE BY PROVINCE (MOHEST)</i> |
| 245 | 7.17 | JUMLAH DOSEN MENURUT STATUS KEPEGAWAIAN DAN PENDIDIKAN TERTINGGI TIAP PROVINSI (NASIONAL) <i>NUMBER OF LECTURERS BASED ON PERSONNEL STATUS AND HIGHEST CERTIFICATE BY PROVINCE (NATIONAL)</i> | 271 | 7.28 | JUMLAH DOSEN MENURUT JABATAN FUNGSIONAL TIAP PROVINSI (KEMDIKTISAINTEK NEGERI) <i>NUMBER OF LECTURERS BASED ON FUNCTIONAL TITLE BY PROVINCE (PUBLIC MOHEST)</i> |
| 247 | 7.18 | JUMLAH DOSEN MENURUT STATUS KEPEGAWAIAN DAN PENDIDIKAN TERTINGGI TIAP PROVINSI (KEMDIKTISAINTEK) <i>NUMBER OF LECTURERS BASED ON PERSONNEL STATUS AND HIGHEST CERTIFICATE BY PROVINCE (MOHEST)</i> | 272 | 7.29 | JUMLAH DOSEN MENURUT JABATAN FUNGSIONAL TIAP PROVINSI (KEMDIKTISAINTEK SWASTA) <i>NUMBER OF LECTURERS BASED ON FUNCTIONAL TITLE BY PROVINCE (PRIVATE MOHEST)</i> |
| 249 | 7.19 | JUMLAH DOSEN MENURUT STATUS KEPEGAWAIAN DAN PENDIDIKAN TERTINGGI TIAP PROVINSI (KEMDIKTISAINTEK NEGERI) <i>NUMBER OF LECTURERS BASED ON PERSONNEL STATUS AND HIGHEST CERTIFICATE BY PROVINCE (PUBLIC MOHEST)</i> | 273 | 7.30 | JUMLAH DOSEN MENURUT JABATAN FUNGSIONAL TIAP PERGURUAN TINGGI (PT) NEGERI AKADEMIK <i>NUMBER OF LECTURERS BASED ON FUNCTIONAL TITLE BY PUBLIC HIGHER EDUCATION (HE) ACADEMIC</i> |
| 251 | 7.20 | JUMLAH DOSEN MENURUT STATUS KEPEGAWAIAN DAN PENDIDIKAN TERTINGGI TIAP PROVINSI (KEMDIKTISAINTEK SWASTA) <i>NUMBER OF LECTURERS BASED ON PERSONNEL STATUS AND HIGHEST CERTIFICATE BY PROVINCE (PRIVATE MOHEST)</i> | 276 | 7.31 | JUMLAH DOSEN MENURUT JABATAN FUNGSIONAL TIAP PERGURUAN TINGGI (PT) NEGERI VOKASI <i>NUMBER OF LECTURERS BASED ON FUNCTIONAL TITLE BY PUBLIC HIGHER EDUCATION (HE) VOCATIONAL</i> |
| 253 | 7.21 | JUMLAH DOSEN MENURUT STATUS KEPEGAWAIAN DAN PENDIDIKAN TERTINGGI TIAP PERGURUAN TINGGI (PT) NEGERI AKADEMIK <i>NUMBER OF LECTURERS BASED ON PERSONNEL STATUS AND HIGHEST CERTIFICATE BY PUBLIC HIGHER EDUCATION (HE) ACADEMIC</i> | 278 | 7.32 | JUMLAH DOSEN MENURUT JABATAN FUNGSIONAL TIAP LLDIKTI (SWASTA) <i>NUMBER OF LECTURERS BASED ON FUNCTIONAL TITLE BY REGIONAL OFFICE (PRIVATE)</i> |

| Hal./ Page | No | Data/ Data | Hal./ Page | No | Data/ Data |
|---------------|------|--|---------------|------|---|
| 279 | 7.33 | JUMLAH DOSEN MENURUT JABATAN FUNGSIONAL TIAP LLDIKTI (SWASTA AKADEMIK) NUMBER OF LECTURERS BASED ON FUNCTIONAL TITLE BY REGIONAL OFFICE (ACADEMIC PRIVATE) | 294 | 7.45 | JUMLAH DOSEN MENURUT KELOMPOK UMUR TIAP PROVINSI (KEMDIKTISAINTEK) NUMBER OF LECTURERS BASED ON AGE-GROUP BY PROVINCE (MOHEST) |
| 280 | 7.34 | JUMLAH DOSEN MENURUT JABATAN FUNGSIONAL TIAP LLDIKTI (SWASTA VOKASI) NUMBER OF LECTURERS BASED ON FUNCTIONAL TITLE BY REGIONAL OFFICE (VOCATIONAL PRIVATE) | 295 | 7.46 | JUMLAH DOSEN MENURUT KELOMPOK UMUR TIAP PROVINSI (KEMDIKTISAINTEK NEGERI) NUMBER OF LECTURERS BASED ON AGE-GROUP BY PROVINCE (PUBLIC MOHEST) |
| 281 | 7.35 | JUMLAH DOSEN MENURUT JENIS NOMOR REGISTRASI TIAP PROVINSI (NASIONAL) NUMBER OF LECTURERS BASED ON REGISTRATION NUMBER BY PROVINCE (NATIONAL) | 296 | 7.47 | JUMLAH DOSEN MENURUT KELOMPOK UMUR TIAP PROVINSI (KEMDIKTISAINTEK SWASTA) NUMBER OF LECTURERS BASED ON AGE-GROUP BY PROVINCE (PRIVATE MOHEST) |
| 282 | 7.36 | JUMLAH DOSEN MENURUT JENIS NOMOR REGISTRASI TIAP PROVINSI (KEMDIKTISAINTEK) NUMBER OF LECTURERS BASED ON REGISTRATION NUMBER BY PROVINCE (MOHEST) | 297 | 7.48 | JUMLAH DOSEN MENURUT KELOMPOK UMUR TIAP PERGURUAN TINGGI (PT) NEGERI AKADEMIK NUMBER OF LECTURERS BASED ON AGE-GROUP BY PUBLIC HIGHER EDUCATION (HE) ACADEMIC |
| 283 | 7.37 | JUMLAH DOSEN MENURUT JENIS NOMOR REGISTRASI TIAP PROVINSI (KEMDIKTISAINTEK AKADEMIK) NUMBER OF LECTURERS BASED ON REGISTRATION NUMBER BY PROVINCE (ACADEMIC MOHEST) | 300 | 7.49 | JUMLAH DOSEN MENURUT KELOMPOK UMUR TIAP PERGURUAN TINGGI (PT) NEGERI VOKASI NUMBER OF LECTURERS BASED ON AGE-GROUP BY PUBLIC HIGHER EDUCATION (HE) VOCATIONAL |
| 284 | 7.38 | JUMLAH DOSEN MENURUT JENIS NOMOR REGISTRASI TIAP PROVINSI (KEMDIKTISAINTEK VOKASI) NUMBER OF LECTURERS BASED ON REGISTRATION NUMBER BY PROVINCE (VOCATIONAL MOHEST) | 302 | 7.50 | JUMLAH DOSEN MENURUT KELOMPOK UMUR TIAP LLDIKTI (SWASTA) NUMBER OF LECTURERS BASED ON AGE-GROUP BY REGIONAL OFFICE (PRIVATE) |
| 285 | 7.39 | JUMLAH DOSEN MENURUT JENIS NOMOR REGISTRASI TIAP PERGURUAN TINGGI (PT) NEGERI AKADEMIK NUMBER OF LECTURERS BASED ON REGISTRATION NUMBER BY PUBLIC HIGHER EDUCATION (HE) ACADEMIC | 303 | 7.51 | JUMLAH DOSEN MENURUT KELOMPOK UMUR TIAP LLDIKTI (SWASTA AKADEMIK) NUMBER OF LECTURERS BASED ON AGE-GROUP BY REGIONAL OFFICE (ACADEMIC PRIVATE) |
| 288 | 7.40 | JUMLAH DOSEN MENURUT JENIS NOMOR REGISTRASI TIAP PERGURUAN TINGGI (PT) NEGERI VOKASI NUMBER OF LECTURERS BASED ON REGISTRATION NUMBER BY PUBLIC HIGHER EDUCATION (HE) VOCATIONAL | 304 | 7.52 | JUMLAH DOSEN MENURUT KELOMPOK UMUR TIAP LLDIKTI (SWASTA VOKASI) NUMBER OF LECTURERS BASED ON AGE-GROUP BY REGIONAL OFFICE (VOCATIONAL PRIVATE) |
| 290 | 7.41 | JUMLAH DOSEN MENURUT JENIS NOMOR REGISTRASI TIAP LLDIKTI (SWASTA) NUMBER OF LECTURERS BASED ON REGISTRATION NUMBER BY REGIONAL OFFICE (PRIVATE) | 305 | 7.53 | PERKEMBANGAN JUMLAH DOSEN PERGURUAN TINGGI (PT) TIAP PROVINSI (KEMDIKTISAINTEK) TREND OF LECTURER AT HIGHER EDUCATION (HE) BY PROVINCE (MOHEST) |
| 291 | 7.42 | JUMLAH DOSEN MENURUT JENIS NOMOR REGISTRASI TIAP LLDIKTI (SWASTA AKADEMIK) NUMBER OF LECTURERS BASED ON REGISTRATION NUMBER BY REGIONAL OFFICE (ACADEMIC PRIVATE) | 312 | 8.1 | RASIO MAHASISWA PER LEMBAGA TIAP PROVINSI (NASIONAL) RATIOS OF STUDENT TO INSTITUTION BY PROVINCE (NATIONAL) |
| 292 | 7.43 | JUMLAH DOSEN MENURUT JENIS NOMOR REGISTRASI TIAP LLDIKTI (SWASTA VOKASI) NUMBER OF LECTURERS BASED ON REGISTRATION NUMBER BY REGIONAL OFFICE (VOCATIONAL PRIVATE) | 313 | 8.2 | RASIO MAHASISWA PER LEMBAGA TIAP PROVINSI (KEMDIKTISAINTEK) RATIOS OF STUDENT TO INSTITUTION BY PROVINCE (MOHEST) |
| 293 | 7.44 | JUMLAH DOSEN MENURUT KELOMPOK UMUR TIAP PROVINSI (NASIONAL) NUMBER OF LECTURERS BASED ON AGE-GROUP BY PROVINCE (NATIONAL) | 314 | 8.3 | RASIO MAHASISWA PER LEMBAGA TIAP PROVINSI (KEMDIKTISAINTEK NEGERI) RATIOS OF STUDENT TO INSTITUTION BY PROVINCE (PUBLIC MOHEST) |
| | | | 315 | 8.4 | RASIO MAHASISWA PER LEMBAGA TIAP PROVINSI (KEMDIKTISAINTEK SWASTA) RATIOS OF STUDENT TO INSTITUTION BY PROVINCE (PRIVATE MOHEST) |

| Hal./ Page | No | Data/ Data | Hal./ Page | No | Data/ Data |
|---------------|------|--|---------------|------|---|
| 316 | 8.5 | RASIO MAHASISWA PER LEMBAGA TIAP PROVINSI (KEMENAG) <i>RATIOS OF STUDENT TO INSTITUTION BY PROVINCE (MORA)</i> | 332 | 8.21 | RASIO MAHASISWA PER DOSEN TIAP PROVINSI (KEMDIKTISAINTEK SWASTA) <i>RATIOS OF STUDENT TO LECTURERS BY PROVINCE (PRIVATE MOHEST)</i> |
| 317 | 8.6 | RASIO MAHASISWA PER LEMBAGA TIAP PROVINSI (KEMENAG NEGERI) <i>RATIOS OF STUDENT TO INSTITUTION BY PROVINCE (PUBLIC MORA)</i> | 333 | 8.22 | RASIO MAHASISWA PER DOSEN TIAP PROVINSI (KEMENAG) <i>RATIOS OF STUDENT TO LECTURERS BY PROVINCE (MORA)</i> |
| 318 | 8.7 | RASIO MAHASISWA PER LEMBAGA TIAP PROVINSI (KEMENAG SWASTA) <i>RATIOS OF STUDENT TO INSTITUTION BY PROVINCE (PRIVATE MORA)</i> | 334 | 8.23 | RASIO MAHASISWA PER DOSEN TIAP PROVINSI (KEMENAG NEGERI) <i>RATIOS OF STUDENT TO LECTURERS BY PROVINCE (PUBLIC MORA)</i> |
| 319 | 8.8 | RASIO MAHASISWA PER LEMBAGA TIAP PROVINSI (KEMENTERIAN ATAU LEMBAGA LAIN) <i>RATIOS OF STUDENT TO INSTITUTION BY PROVINCE (OMAL)</i> | 335 | 8.24 | RASIO MAHASISWA PER DOSEN TIAP PROVINSI (KEMENAG SWASTA) <i>RATIOS OF STUDENT TO LECTURERS BY PROVINCE (PRIVATE MORA)</i> |
| 320 | 8.9 | RASIO MAHASISWA PER DOSEN TIAP PROVINSI (NASIONAL) <i>RATIOS OF STUDENT TO LECTURERS BY PROVINCE (NATIONAL)</i> | 336 | 8.25 | RASIO MAHASISWA PER DOSEN TIAP PROVINSI (KEMENTERIAN ATAU LEMBAGA LAIN) <i>RATIOS OF STUDENT TO LECTURERS BY PROVINCE (OMAL)</i> |
| 321 | 8.10 | RASIO MAHASISWA PER DOSEN TIAP PROVINSI (KEMDIKTISAINTEK) <i>RATIOS OF STUDENT TO LECTURERS BY PROVINCE (MOHEST)</i> | 342 | 8.26 | JUMLAH MAHASISWA TERDAFTAR DAN ANGKA PUTUS KULIAH TIAP PROVINSI (NASIONAL) <i>NUMBER OF ENROLLED STUDENTS AND DROP OUT RATES BY PROVINCE (NATIONAL)</i> |
| 322 | 8.11 | RASIO MAHASISWA PER DOSEN TIAP PROVINSI (KEMDIKTISAINTEK NEGERI) <i>RATIOS OF STUDENT TO LECTURERS BY PROVINCE (PUBLIC MOHEST)</i> | 343 | 8.27 | JUMLAH MAHASISWA TERDAFTAR DAN ANGKA PUTUS KULIAH TIAP PROVINSI (KEMDIKTISAINTEK SWASTA) <i>NUMBER OF ENROLLED STUDENTS AND DROP OUT RATES BY PROVINCE (MOHEST)</i> |
| 323 | 8.12 | RASIO MAHASISWA PER DOSEN TIAP PROVINSI (KEMDIKTISAINTEK NEGERI) <i>RATIOS OF STUDENT TO LECTURERS BY PROVINCE (PUBLIC MOHEST)</i> | 344 | 8.28 | JUMLAH MAHASISWA TERDAFTAR DAN ANGKA PUTUS KULIAH TIAP PROVINSI (KEMDIKTISAINTEK NEGERI) <i>NUMBER OF ENROLLED STUDENTS AND DROP OUT RATES BY PROVINCE (PUBLIC MOHEST)</i> |
| 324 | 8.13 | RASIO MAHASISWA PER DOSEN TIAP PROVINSI (KEMENAG) <i>RATIOS OF STUDENT TO LECTURERS BY PROVINCE (MORA)</i> | 345 | 8.29 | JUMLAH MAHASISWA TERDAFTAR DAN ANGKA PUTUS KULIAH TIAP PROVINSI (KEMDIKTISAINTEK SWASTA) <i>NUMBER OF ENROLLED STUDENTS AND DROP OUT RATES BY PROVINCE (PRIVATE MOHEST)</i> |
| 325 | 8.14 | RASIO MAHASISWA PER DOSEN TIAP PROVINSI (KEMENAG NEGERI) <i>RATIOS OF STUDENT TO LECTURERS BY PROVINCE (PUBLIC MORA)</i> | 348 | 8.30 | ANGKA PARTISIPASI KASAR (APK) (NASIONAL) <i>GROSS ENROLLMENT RATE (GER) (NATIONAL)</i> |
| 326 | 8.15 | RASIO MAHASISWA PER DOSEN TIAP PROVINSI (KEMENAG SWASTA) <i>RATIOS OF STUDENT TO LECTURERS BY PROVINCE (PRIVATE MORA)</i> | 349 | 8.31 | ANGKA PARTISIPASI KASAR (APK) (KEMDIKTISAINTEK) <i>GROSS ENROLLMENT RATE (GER) (MOHEST)</i> |
| 327 | 8.16 | RASIO MAHASISWA PER DOSEN TIAP PROVINSI (KEMENTERIAN ATAU LEMBAGA LAIN) <i>RATIOS OF STUDENT TO LECTURERS BY PROVINCE (OMAL)</i> | 352 | 8.32 | KEBERLANJUTAN STUDI TIAP PROVINSI (NASIONAL) <i>STUDY SUSTAINABILITY BY PROVINCE (NATIONAL)</i> |
| 328 | 8.17 | RASIO MAHASISWA PER DOSEN TIAP INSTITUSI (NASIONAL) <i>RATIOS OF STUDENT TO LECTURERS BY REGIONAL OFFICE (NATIONAL)</i> | 353 | 8.33 | RATA-RATA INDEKS PRESTASI KUMULATIF MENURUT BIDANG ILMU AGAMA <i>AVERAGE OF GRADE POINT AVERAGE BASED ON KNOWLEDGE FIELD RELIGION</i> |
| 329 | 8.18 | RASIO DOSEN PER LEMBAGA TIAP PROVINSI (NASIONAL) <i>RATIOS OF LECTURER TO INSTITUTION BY PROVINCE (NATIONAL)</i> | 354 | 8.34 | RATA-RATA INDEKS PRESTASI KUMULATIF MENURUT BIDANG ILMU EKONOMI <i>AVERAGE OF GRADE POINT AVERAGE BASED ON KNOWLEDGE FIELD ECONOMICS</i> |
| 330 | 8.19 | RASIO DOSEN PER LEMBAGA TIAP PROVINSI (KEMDIKTISAINTEK) <i>RATIOS OF LECTURER TO INSTITUTION BY PROVINCE (MOHEST)</i> | | | |
| 331 | 8.20 | RASIO DOSEN PER LEMBAGA TIAP PROVINSI (KEMDIKTISAINTEK NEGERI) <i>RATIOS OF LECTURER TO INSTITUTION BY PROVINCE (PUBLIC MOHEST)</i> | | | |

| Hal/ Page | No | Data/ Data |
|--------------|------|--|
| 355 | 8.35 | RATA-RATA INDEKS PRESTASI KUMULATIF MENURUT BIDANG ILMU HUMANIORA <i>AVERAGE OF GRADE POINT AVERAGE BASED ON KNOWLEDGE FIELD HUMANITIES</i> |
| 356 | 8.36 | RATA-RATA INDEKS PRESTASI KUMULATIF MENURUT BIDANG ILMU KESEHATAN <i>AVERAGE OF GRADE POINT AVERAGE BASED ON KNOWLEDGE FIELD HEALTH SCIENCES</i> |
| 357 | 8.37 | RATA-RATA INDEKS PRESTASI KUMULATIF MENURUT BIDANG ILMU MIPA <i>AVERAGE OF GRADE POINT AVERAGE BASED ON KNOWLEDGE FIELD SCIENCE</i> |
| 358 | 8.38 | RATA-RATA INDEKS PRESTASI KUMULATIF MENURUT BIDANG ILMU PENDIDIKAN <i>AVERAGE OF GRADE POINT AVERAGE BASED ON KNOWLEDGE FIELD EDUCATION</i> |
| 359 | 8.39 | RATA-RATA INDEKS PRESTASI KUMULATIF MENURUT BIDANG ILMU PERTANIAN <i>AVERAGE OF GRADE POINT AVERAGE BASED ON KNOWLEDGE FIELD AGRICULTURE</i> |
| 360 | 8.40 | RATA-RATA INDEKS PRESTASI KUMULATIF MENURUT BIDANG ILMU SENI <i>AVERAGE OF GRADE POINT AVERAGE BASED ON KNOWLEDGE FIELD ART</i> |
| 361 | 8.41 | RATA-RATA INDEKS PRESTASI KUMULATIF MENURUT BIDANG ILMU SOSIAL <i>AVERAGE OF GRADE POINT AVERAGE BASED ON KNOWLEDGE FIELD SOCIAL</i> |
| 362 | 8.42 | RATA-RATA INDEKS PRESTASI KUMULATIF MENURUT BIDANG ILMU TEKNIK <i>AVERAGE OF GRADE POINT AVERAGE BASED ON KNOWLEDGE FIELD TECHNIC</i> |
| 363 | 8.43 | RATA-RATA MASA STUDI MENURUT PROGRAM (TAHUN) <i>AVERAGE OF STUDI TIME BASED ON LEVEL OF PROGRAM (YEAR)</i> |

Daftar Grafik *List of Graphic*

| Hal./ Page | No | Data/ Data | Hal./ Page | No | Data/ Data |
|---------------|-----|---|---------------|-----|---|
| 3 | 1.1 | GAMBARAN UMUM PENDIDIKAN TINGGI DI INDONESIA 2025 <i>NUMBER OF STUDY PROGRAMS BASED ON LEVEL OF EDUCATION</i> | 94 | 4.2 | SEBARAN MAHASISWA BARU BERDASARKAN WILAYAH PERGURUAN TINGGI <i>THE DISTRIBUTION OF NEW ENTRANTS BY THE REGIONAL LOCATION OF HIGHER EDUCATION INSTITUTIONS</i> |
| 4 | 1.2 | STATISTIK PENDIDIKAN TINGGI TAHUN 2025 <i>HIGHER EDUCATION STATISTICS IN 2025</i> | 95 | 4.3 | SEBARAN MAHASISWA BARU BERDASARKAN PROGRAM PENDIDIKAN DAN JENIS KELAMIN <i>THE DISTRIBUTION OF NEW ENTRANTS BY EDUCATIONAL PROGRAM AND GENDER</i> |
| 27 | 2.1 | JUMLAH PERGURUAN TINGGI BERDASARKAN PROVINSI <i>NUMBER OF HIGHER EDUCATION INSTITUTIONS BY PROVINCE</i> | 96 | 4.4 | SEBARAN MAHASISWA BARU BERDASARKAN KELOMPOK BIDANG ILMU <i>THE DISTRIBUTION OF NEW ENTRANTS BY BASED ON SCIENTIFIC FIELD GROUP</i> |
| 28 | 2.2 | JUMLAH PERGURUAN TINGGI BERDASARKAN PROVINSI DAN KELOMPOK <i>NUMBER OF HIGHER EDUCATION INSTITUTIONS BY PROVINCE AND INSTITUTIONAL CATEGORY</i> | 97 | 4.5 | TOP 10 (SEPULUH) PROGRAM STUDI DENGAN JUMLAH MAHASISWA BARU TERBANYAK <i>TOP TEN STUDY PROGRAMS WITH THE LARGEST NUMBER OF NEW ENTRANTS</i> |
| 29 | 2.3 | JUMLAH PERGURUAN TINGGI BERDASARKAN BENTUK PENDIDIKAN <i>NUMBER OF HIGHER EDUCATION INSTITUTIONS BY INSTITUTIONAL FORM</i> | 135 | 5.1 | SEBARAN MAHASISWA TERDAFTAR BERDASARKAN KELOMPOK LEMBAGA <i>DISTRIBUTION OF ENROLLED STUDENTS BY INSTITUTIONAL CATEGORY</i> |
| 30 | 2.4 | PROPORSI PERGURUAN TINGGI BERDASARKAN KELOMPOK <i>PROPORTION OF HIGHER EDUCATION INSTITUTIONS BY INSTITUTIONAL CATEGORY</i> | 136 | 5.2 | PERKEMBANGAN JUMLAH MAHASISWA TERDAFTAR PTN DAN PTS <i>TRENDS IN ENROLLED STUDENT NUMBERS IN PUBLIC AND PRIVATE HIGHER EDUCATION INSTITUTIONS</i> |
| 30 | 2.5 | PERKEMBANGAN PENDATAAN PERGURUAN TINGGI BARU TAHUN 2019-2025 <i>NEWLY ESTABLISHED HIGHER EDUCATION INSTITUTIONS, 2019-2025</i> | 137 | 5.3 | SEBARAN MAHASISWA TERDAFTAR BERDASARKAN PROGRAM PENDIDIKAN DAN JENIS KELAMIN <i>DISTRIBUTION OF ENROLLED STUDENTS BY PROGRAM OF EDUCATION AND GENDER</i> |
| 51 | 3.1 | JUMLAH PROGRAM STUDI BERDASARKAN PROGRAM PENDIDIKAN <i>NUMBER OF STUDY PROGRAMS BASED ON LEVEL OF EDUCATION</i> | 138 | 5.4 | SEBARAN MAHASISWA TERDAFTAR BERDASARKAN BIDANG ILMU DAN JENIS KELAMIN <i>DISTRIBUTION OF ENROLLED STUDENTS BY KNOWLEDGE FIELD AND GENDER</i> |
| 52 | 3.2 | JUMLAH PROGRAM STUDI BERDASARKAN BIDANG ILMU DAN KATEGORI INSTITUSI <i>NUMBER OF STUDY PROGRAMS BASED ON KNOWLEDGE FIELD AND INSTITUTIONAL CATEGORY</i> | 139 | 5.5 | SEBARAN MAHASISWA TERDAFTAR BERDASARKAN WILAYAH <i>DISTRIBUTION OF ENROLLED STUDENTS BY PROVINCE</i> |
| 52 | 3.3 | JUMLAH PROGRAM STUDI BERDASARKAN KELOMPOK BIDANG ILMU DAN KELOMPOK PERGURUAN TINGGI <i>NUMBER OF STUDY PROGRAMS BASED ON FIELD GROUP AND UNIVERSITY GROUP</i> | 140 | 5.6 | PROGRAM STUDI DENGAN JUMLAH MAHASISWA TERDAFTAR TERBANYAK <i>STUDY PROGRAMS WITH THE HIGHEST NUMBER OF ENROLLED STUDENTS</i> |
| 53 | 3.4 | SEBARAN PROGRAM STUDI BERDASARKAN PROVINSI DAN PROGRAM PENDIDIKAN <i>NUMBER OF STUDY PROGRAMS BASED ON PROVINCE AND LEVEL OF EDUCATION</i> | 141 | 5.7 | TOP 10 (SEPULUH PROGRAM) STUDI DENGAN MAHASISWA TERDAFTAR TERBANYAK BERDASARKAN JENIS PROGRAM PENDIDIKAN <i>TOP TEN STUDY PROGRAMS WITH THE LARGEST NUMBER OF ENROLLED STUDENTS WITHIN EACH EDUCATION PROGRAM</i> |
| 54 | 3.5 | SEBARAN PROGRAM STUDI BERDASARKAN PROVINSI DAN KELOMPOK BIDANG ILMU <i>NUMBER OF STUDY PROGRAMS BASED ON PROVINCE AND KNOWLEDGE FIELD</i> | | | |
| 93 | 4.1 | SEBARAN MAHASISWA BARU BERDASARKAN KELOMPOK LEMBAGA <i>THE DISTRIBUTION OF NEW ENTRANTS BY INSTITUTIONAL CATEGORY</i> | | | |

| Hal./ Page | No | Data/ Data | Hal./ Page | No | Data/ Data |
|---------------|-----|---|---------------|------|--|
| 142 | 5.8 | PROPORSI MAHASISWA TERDAFTAR BERDASARKAN KETERSEDIAAN PROGRAM STUDI <i>PROPOTION OF ENROLLED STUDENTS BY EDUCATION PROGRAM AND KNOWLEDGE FIELD</i> | 225 | 7.8 | DISTRIBUSI USIA PROFESOR BERDASARKAN IKATAN KERJA <i>AGE DISTRIBUTION OF PROFESSORS BY EMPLOYMENT STATUS</i> |
| 179 | 6.1 | SEBARAN LULUSAN BERDASARKAN KELOMPOK LEMBAGA <i>DISTRIBUTION OF GRADUATES BY INSTITUTIONAL CATEGORY</i> | 309 | 8.1 | RASIO MAHASISWA PER PERGURUAN TINGGI <i>STUDENT TO INSTITUTION RATIO</i> |
| 180 | 6.2 | SEBARAN LULUSAN BERDASARKAN WILAYAH <i>GRADUATES BY PROVINCE</i> | 310 | 8.2 | RASIO DOSEN PER PERGURUAN TINGGI <i>LECTURER TO INSTITUTION RATIO</i> |
| 181 | 6.3 | LULUSAN BERDASARKAN PROGRAM PENDIDIKAN DAN JENIS KELAMIN <i>GRADUATES BY LEVEL OF EDUCATION AND GENDER</i> | 311 | 8.3 | RASIO MAHASISWA PER DOSEN <i>STUDENT TO LECTURER RATIO</i> |
| 181 | 6.4 | LULUSAN BERDASARKAN BIDANG ILMU <i>GRADUATES BY KNOWLEDGE FIELD</i> | 337 | 8.4 | SEBARAN PUTUS KULIAH BERDASARKAN USIA DAN JENIS KELAMIN <i>NUMBER OF DROPOUTS BY AGE GROUP AND GENDER</i> |
| 182 | 6.5 | PROGRAM STUDI DENGAN LULUSAN TERBANYAK <i>STUDY PROGRAMS WITH THE LARGEST NUMBER OF GRADUATES</i> | 338 | 8.5 | MAHASISWA PUTUS KULIAH BERDASARKAN KELOMPOK PERGURUAN TINGGI <i>NUMBER OF DROPOUTS BY INSTITUTIONAL CATEGORY</i> |
| 183 | 6.6 | TOP 10 (SEPULUH) PROGRAM STUDI DENGAN LULUSAN TERBANYAK BERDASARKAN JENIS PROGRAM PENDIDIKAN <i>TOP TEN STUDY PROGRAMS WITH THE LARGEST NUMBER OF GRADUATES WITHIN EACH EDUCATION PROGRAM</i> | 339 | 8.6 | MAHASISWA PUTUS KULIAH BERDASARKAN PROGRAM PENDIDIKAN DAN KELOMPOK BIDANG ILMU <i>NUMBER OF DROPOUTS BY LEVEL OF EDUCATION AND KNOWLEDGE FIELD</i> |
| 184 | 6.7 | PROPORSI LULUSAN BERDASARKAN PROGRAM PENDIDIKAN DAN BIDANG KEILMUAN <i>PROPOTION OF GRADUATES BY EDUCATION PROGRAM AND KNOWLEDGE FIELD</i> | 340 | 8.7 | MAHASISWA PUTUS KULIAH BERDASARKAN SEMESTER MASUK DAN PROGRAM <i>NUMBER OF DROPOUTS BY INITIAL ENROLLMENT SEMESTER AND LEVEL OF EDUCATION</i> |
| 221 | 7.1 | JUMLAH DOSEN BERDASARKAN JENIS KELAMIN DAN JABATAN FUNGSIONAL <i>NUMBER OF LECTURERS BY GENDER AND FUNCTIONAL POSITION</i> | 341 | 8.8 | SEBARAN MAHASISWA BARU BERDASARKAN KELOMPOK LEMBAGA <i>THE DISTRIBUTION OF NEW ENTRANTS BY INSTITUTIONAL CATEGORY</i> |
| 222 | 7.2 | JUMLAH DOSEN BERDASARKAN IKATAN KERJA DAN KELOMPOK PEMBINA <i>NUMBER OF LECTURERS BY EMPLOYMENT STATUS AND INSTITUTIONAL CATEGORY</i> | 346 | 8.9 | SEBARAN MAHASISWA BARU BERDASARKAN KELOMPOK LEMBAGA <i>THE DISTRIBUTION OF NEW ENTRANTS BY INSTITUTIONAL CATEGORY</i> |
| 223 | 7.3 | JUMLAH DOSEN BERDASARKAN JENIS KELAMIN <i>NUMBER OF LECTURERS BY GENDER</i> | 347 | 8.10 | PERBANDINGAN APK TIAP PROVINSI <i>COMPARISON OF GER BY PROVINCE</i> |
| 223 | 7.4 | PROPORSI DOSEN BERDASARKAN JABATAN FUNGSIONAL DAN JENIS KELAMIN <i>PROPORTION OF LECTURERS BY FUNCTIONAL POSITION AND GENDER</i> | 347 | 8.11 | DELTA APK TAHUN 2024 DAN 2025 <i>DELTA OF GER IN 2024 AND 2025</i> |
| 224 | 7.5 | JUMLAH DOSEN BERDASARKAN IKATAN KERJA DAN PROGRAM PENDIDIKAN TERTINGGI <i>NUMBER OF LECTURERS BY EMPLOYMENT STATUS AND HIGHEST LEVEL OF EDUCATION</i> | 350 | 8.12 | ANGKA KELANJUTAN KASAR PENDIDIKAN TINGGI (%) <i>CONTINUATION RATE TO HIGHER EDUCATION (%)</i> |
| 224 | 7.6 | RASIO PERBANDINGAN PROGRAM STUDI DAN DOSEN <i>RATIO OF STUDY PROGRAMS TO LECTURERS</i> | 351 | 8.13 | ANGKA KELANJUTAN KASAR PENDIDIKAN TINGGI INDONESIA BERDASARKAN WILAYAH TAHUN AJARAN 2024/ 2025 <i>CONTINUATION RATE TO HIGHER EDUCATION IN INDONESIA BY PROVINCE, ACADEMIC YEAR 2024/ 2025</i> |
| 225 | 7.7 | JUMLAH PROFESOR BERDASARKAN BIDANG ILMU PROGRAM STUDI <i>NUMBER OF PROFESSORS BY KNOWLEDGE FIELD AND STUDY PROGRAM</i> | | | |



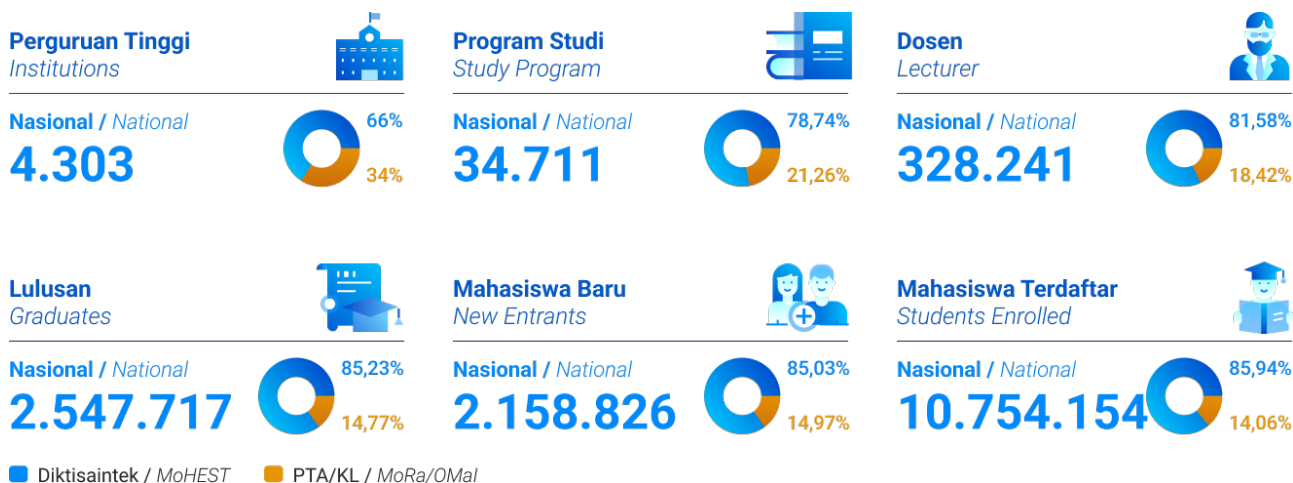
Gambaran Umum

Overview



Gambaran umum Statistik Pendidikan Tinggi tahun 2025 menggambarkan dinamika dan tata kelola perguruan tinggi di Indonesia. Grafik berikut memetakan tren dan perbandingan proporsi data kelembagaan serta sivitas akademika yang berada di bawah naungan Kementerian Pendidikan Tinggi, Sains, dan Teknologi (Kemdiktisaintek) maupun kementerian/ lembaga lain dalam kurun waktu satu tahun terakhir.

The 2025 overview of higher education statistics illustrates the dynamics and governance framework of higher education in Indonesia. The following graph presents trends and proportional comparisons of institutional and academic community data under the Ministry of Higher Education, Science, and Technology (Kemdiktisaintek) and other ministries or governing bodies over a one-year period.



GRAFIK 1.1 GRAPHIC

GAMBARAN UMUM PENDIDIKAN TINGGI DI INDONESIA 2025 NUMBER OF STUDY PROGRAMS BASED ON LEVEL OF EDUCATION

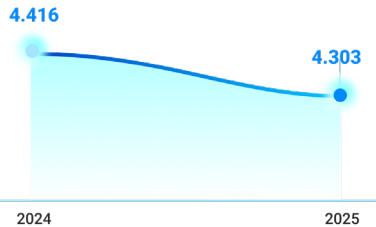
Grafik yang disajikan menunjukkan perbandingan kuantitas dan persentase data kelembagaan dan sivitas akademika antara Kemdiktisaintek dan kementerian lain. Angka menunjukkan bahwa proporsi Kemdiktisaintek masih mendominasi secara signifikan pada aspek kelembagaan, mahasiswa, lulusan, hingga dosen jika dibandingkan dengan kementerian lain. Meski begitu, secara nasional, jumlah perguruan tinggi mengalami penurunan jika dibandingkan dengan tahun 2024, yakni dari 4.416 lembaga menjadi 4.303 lembaga pada tahun 2025.

Angka ini berbanding terbalik dengan penambahan jumlah program studi, yakni dari 33.741 di tahun 2024 menjadi 34.711 program studi pada tahun 2025. Meningkatnya jumlah program studi diikuti dengan peningkatan jumlah mahasiswa terdaftar, yakni dari 9.967.487 menjadi 10.754.154 Data ini menunjukkan keberhasilan program penggabungan perguruan tinggi yang dilakukan oleh kementerian, dengan tujuan meningkatkan mutu dan keragaman keilmuan di perguruan tinggi.

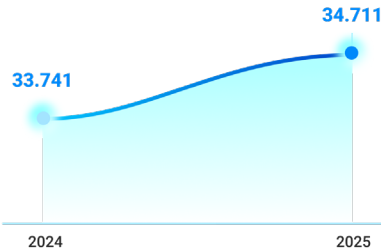
The graph illustrates the comparative quantities and percentage distribution of institutional and academic community data under Kemdiktisaintek and other ministries. The figures indicate that the proportion of institutions, enrolled students, graduates, and lecturers under Kemdiktisaintek remain significantly higher than that of other ministries. Nevertheless, at the national level, the number of higher education institutions declined from 4,416 in 2024 to 4,303 in 2025.

In contrast, the number of study programs increased, from 33,741 in 2024 to 34,711 in 2025. The expansion in study programs was accompanied by a substantial increase in enrolled students, rising from 9,967,487 in 2024 to 10,754,154 in 2025. These data indicate the success of the higher education consolidation program implemented by the Ministry, which aims to enhance institutional quality and academic diversity.


Perguruan Tinggi Institutions



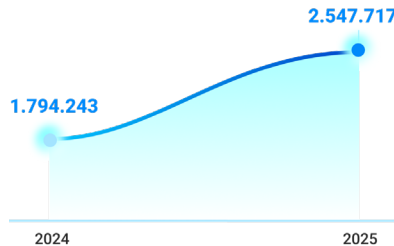
Program Studi Study Program



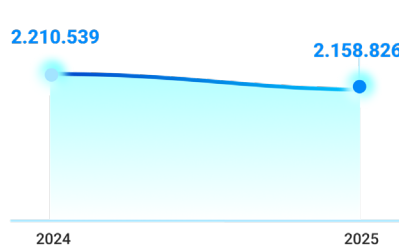
Dosen Lecturer



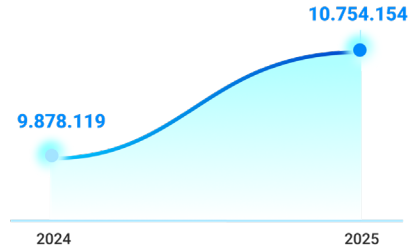
Lulusan Graduates



Mahasiswa Baru New Entrants



Mahasiswa Terdaftar Students Enrolled



GRAFIK 1.2 GRAPHIC

STATISTIK PENDIDIKAN TINGGI TAHUN 2025 HIGHER EDUCATION STATISTICS IN 2025

Hampir seluruh bagan menunjukkan bahwa proporsi kelembagaan, mahasiswa, lulusan, dan dosen di Kemdiktisaintek masih lebih besar dibandingkan kementerian lain, meskipun jumlah perguruan tinggi dan program studi di Kemdiktisaintek tidak mencapai 80 persen. Namun, dalam lingkup sivitas akademika seperti mahasiswa, dosen, lulusan, maupun mahasiswa baru, persentase di Kemdiktisaintek tetap lebih tinggi, yakni di atas 80 persen dibandingkan dengan kementerian lain. Hal ini sejalan dengan peranan kementerian sebagai pengelola utama pendidikan tinggi di Indonesia.

The majority of the charts demonstrate that the proportion of institutions, enrolled students, graduates, and lecturers under Kemdiktisaintek remain higher than that of other ministries, even though the number of higher education institutions and study programs administered by Kemdiktisaintek does not account for 80 percent of the total across ministries. However, within the scope of the academic community—including enrolled students, lecturers, graduates, and new entrants—the proportions under Kemdiktisaintek remain higher, exceeding 80 percent compared to other ministries. These findings are consistent with the Ministry's role as the primary administrator of higher education in Indonesia.

TABEL 1.1 TABLE
GAMBARAN UMUM PERGURUAN TINGGI (PT)
 OVERVIEW OF HIGHER EDUCATION (HE)
 LINGKUP / SCOPE : NASIONAL / NATIONAL
 STATUS / STATUS : NEGERI+SWASTA / PUBLIC+PRIVATE
 TAHUN / YEAR : 2025

| Variabel Variables | Kemdiktisaintek/MoHEST | | | | Total Kemdiktisaintek Total of MoHEST | |
|--|------------------------|---------------|-------------------|---------------|--|---------------|
| | Negeri Public | | Swasta Private | | | |
| | Jml./No. | % | Jml./No. | % | Jml./No. | % |
| (1) | (2) | (3) | (4) | (5) | (6) | (7) |
| Lembaga / Institutions | 127 | 100,00 | 2.713 | 100,00 | 2.840 | 100,00 |
| Universitas / University | 63 | 49,61 | 837 | 30,85 | 900 | 31,69 |
| Institut / Institute | 15 | 11,81 | 244 | 8,99 | 259 | 9,12 |
| Sekolah Tinggi / School of Higher Learning | - | 0,00 | 926 | 34,13 | 926 | 32,61 |
| Akademi / Academy | - | 0,00 | 443 | 16,33 | 443 | 15,60 |
| Akademi Komunitas/Community College | 5 | 3,94 | 24 | 0,88 | 29 | 1,02 |
| Politeknik / Polytechnic | 44 | 34,65 | 239 | 8,81 | 283 | 9,96 |
| Program Studi/Study Program | 8.307 | 100,00 | 19.023 | 100,00 | 27.330 | 100,00 |
| Universitas / University | 6.679 | 80,40 | 13.071 | 68,71 | 19.750 | 72,26 |
| Institut / Institute | 642 | 7,73 | 1.517 | 7,97 | 2.159 | 7,90 |
| Sekolah Tinggi / School of Higher Learning | - | 0,00 | 2.813 | 14,79 | 2.813 | 10,29 |
| Akademi / Academy | - | 0,00 | 577 | 3,03 | 577 | 2,11 |
| Akademi Komunitas/Community College | 16 | 0,19 | 45 | 0,24 | 61 | 0,22 |
| Politeknik / Polytechnic | 970 | 11,68 | 1.000 | 5,26 | 1.970 | 7,21 |
| Mahasiswa Baru / New Entrants | 851.983 | 100,00 | 983.710 | 100,00 | 1.835.693 | 100,00 |
| Universitas / University | 751.715 | 88,23 | 738.714 | 75,09 | 1.490.429 | 81,19 |
| Institut / Institute | 37.587 | 4,41 | 71.553 | 7,27 | 109.140 | 5,95 |
| Sekolah Tinggi / School of Higher Learning | - | 0,00 | 131.099 | 13,33 | 131.099 | 7,14 |
| Akademi / Academy | - | 0,00 | 15.080 | 1,53 | 15.080 | 0,82 |
| Akademi Komunitas/Community College | 450 | 0,05 | 1.233 | 0,13 | 1.683 | 0,09 |
| Politeknik / Polytechnic | 62.231 | 7,30 | 26.031 | 2,65 | 88.262 | 4,81 |
| Mahasiswa Terdaftar / Students | 4.408.472 | 100,00 | 4.833.473 | 100,00 | 9.241.945 | 100,00 |
| Universitas / University | 4.044.586 | 91,75 | 3.738.444 | 77,34 | 7.783.030 | 84,21 |
| Institut / Institute | 147.045 | 3,34 | 324.392 | 6,71 | 471.437 | 5,10 |
| Sekolah Tinggi / School of Higher Learning | - | 0,00 | 621.410 | 12,86 | 621.410 | 6,72 |
| Akademi / Academy | - | 0,00 | 55.173 | 1,14 | 55.173 | 0,60 |
| Akademi Komunitas/Community College | 796 | 0,02 | 1.841 | 0,04 | 2.637 | 0,03 |
| Politeknik / Polytechnic | 216.045 | 4,90 | 92.213 | 1,91 | 308.258 | 3,34 |
| Lulusan / Graduates | 981.478 | 100,00 | 1.189.924 | 100,00 | 2.171.402 | 100,00 |
| Universitas / University | 903.279 | 92,03 | 948.883 | 79,74 | 1.852.162 | 85,30 |
| Institut / Institute | 33.636 | 3,43 | 72.008 | 6,05 | 105.644 | 4,87 |
| Sekolah Tinggi / School of Higher Learning | - | 0,00 | 134.356 | 11,29 | 134.356 | 6,19 |
| Akademi / Academy | - | 0,00 | 14.263 | 1,20 | 14.263 | 0,66 |
| Akademi Komunitas / Community College | 252 | 0,03 | 1.622 | 0,14 | 1.874 | 0,09 |
| Politeknik / Polytechnic | 44.311 | 4,51 | 18.792 | 1,58 | 63.103 | 2,91 |
| Dosen / Lecturers | 98.137 | 100,00 | 169.638 | 100,00 | 267.775 | 100,00 |
| Universitas / University | 79.693 | 81,21 | 123.648 | 72,89 | 203.341 | 75,94 |
| Institut / Institute | 6.804 | 6,93 | 12.718 | 7,50 | 19.522 | 7,29 |
| Sekolah Tinggi / School of Higher Learning | - | 0,00 | 23.380 | 13,78 | 23.380 | 8,73 |
| Akademi / Academy | - | 0,00 | 3.553 | 2,09 | 3.553 | 1,33 |
| Akademi Komunitas/Community College | 122 | 0,12 | 161 | 0,09 | 283 | 0,11 |
| Politeknik / Polytechnic | 11.518 | 11,74 | 6.178 | 3,64 | 17.696 | 6,61 |

TABEL LANJUTAN **1.1** TABLE CONTINUED
GAMBARAN UMUM PERGURUAN TINGGI (PT)
OVERVIEW OF HIGHER EDUCATION (HE)
 LINGKUP / SCOPE : NASIONAL / NATIONAL
 STATUS / STATUS : NEGERI+SWASTA / PUBLIC+PRIVATE
 TAHUN / YEAR : 2025

| Kementerian Agama/MoRA | | | | Total Kemenag Total of MoRA | | Kementerian/ Lembaga Lain OMal | | Nasional National | |
|------------------------|---------------|-------------------|---------------|--------------------------------|---------------|--------------------------------------|---------------|----------------------|---------------|
| Negeri Public | | Swasta Private | | | | | | | |
| Jml./No. | % | Jml./No. | % | Jml./No. | % | Jml./No. | % | Jml./No. | % |
| (8) | (9) | (10) | (11) | (12) | (13) | (14) | (15) | (16) | (17) |
| 87 | 100,00 | 1.231 | 100,00 | 1.318 | 100,00 | 145 | 100,00 | 4.303 | 100,00 |
| 41 | 47,13 | 39 | 3,17 | 80 | 6,07 | 1 | 0,69 | 981 | 22,80 |
| 28 | 32,18 | 149 | 12,10 | 177 | 13,43 | 1 | 0,69 | 437 | 10,16 |
| 18 | 20,69 | 1.041 | 84,57 | 1.059 | 80,35 | 15 | 10,34 | 2.000 | 46,48 |
| - | 0,00 | 2 | 0,16 | 2 | 0,15 | 20 | 13,79 | 465 | 10,81 |
| - | 0,00 | - | 0,00 | - | 0,00 | 2 | 1,38 | 31 | 0,72 |
| - | 0,00 | - | 0,00 | - | 0,00 | 106 | 73,10 | 389 | 9,04 |
| 2.434 | 100,00 | 3.971 | 100,00 | 6.405 | 100,00 | 976 | 100,00 | 34.711 | 100,00 |
| 1.797 | 73,83 | 417 | 10,50 | 2.214 | 34,57 | 42 | 4,30 | 22.006 | 63,40 |
| 509 | 20,91 | 928 | 23,37 | 1.437 | 22,44 | 13 | 1,33 | 3.609 | 10,40 |
| 128 | 5,26 | 2.619 | 65,95 | 2.747 | 42,89 | 60 | 6,15 | 5.620 | 16,19 |
| - | 0,00 | 7 | 0,18 | 7 | 0,11 | 41 | 4,20 | 625 | 1,80 |
| - | 0,00 | - | 0,00 | - | 0,00 | 5 | 0,51 | 66 | 0,19 |
| - | 0,00 | - | 0,00 | - | 0,00 | 815 | 83,50 | 2.785 | 8,02 |
| 146.464 | 100,00 | 103.949 | 100,00 | 250.413 | 100,00 | 72.720 | 100,00 | 2.158.826 | 100,00 |
| 125.565 | 85,73 | 15.329 | 14,75 | 140.894 | 56,26 | 1.477 | 2,03 | 1.632.800 | 75,63 |
| 17.123 | 11,69 | 25.420 | 24,45 | 42.543 | 16,99 | 1.016 | 1,40 | 152.699 | 7,07 |
| 3.776 | 2,58 | 63.111 | 60,71 | 66.887 | 26,71 | 1.844 | 2,54 | 199.830 | 9,26 |
| - | 0,00 | 89 | 0,09 | 89 | 0,04 | 1.332 | 1,83 | 16.501 | 0,76 |
| - | 0,00 | - | 0,00 | - | 0,00 | 189 | 0,26 | 1.872 | 0,09 |
| - | 0,00 | - | 0,00 | - | 0,00 | 66.862 | 91,94 | 155.124 | 7,19 |
| 770.933 | 100,00 | 506.519 | 100,00 | 1.277.452 | 100,00 | 234.757 | 100,00 | 10.754.154 | 100,00 |
| 650.943 | 84,44 | 83.300 | 16,45 | 734.243 | 57,48 | 3.150 | 1,34 | 8.520.423 | 79,23 |
| 103.752 | 13,46 | 134.718 | 26,60 | 238.470 | 18,67 | 4.562 | 1,94 | 714.469 | 6,64 |
| 16.238 | 2,11 | 288.432 | 56,94 | 304.670 | 23,85 | 8.322 | 3,54 | 934.402 | 8,69 |
| - | 0,00 | 69 | 0,01 | 69 | 0,01 | 4.681 | 1,99 | 59.923 | 0,56 |
| - | 0,00 | - | 0,00 | - | 0,00 | 345 | 0,15 | 2.982 | 0,03 |
| - | 0,00 | - | 0,00 | - | 0,00 | 213.697 | 91,03 | 521.955 | 4,85 |
| 212.497 | 100,00 | 92.650 | 100,00 | 305.147 | 100,00 | 71.168 | 100,00 | 2.547.717 | 100,00 |
| 183.191 | 86,21 | 15.977 | 17,24 | 199.168 | 65,27 | 993 | 1,40 | 2.052.323 | 80,56 |
| 26.757 | 12,59 | 19.946 | 21,53 | 46.703 | 15,31 | 1.344 | 1,89 | 153.691 | 6,03 |
| 2.549 | 1,20 | 56.727 | 61,23 | 59.276 | 19,43 | 2.089 | 2,94 | 195.721 | 7,68 |
| - | 0,00 | - | 0,00 | - | 0,00 | 1.131 | 1,59 | 15.394 | 0,60 |
| - | 0,00 | - | 0,00 | - | 0,00 | 167 | 0,23 | 2.041 | 0,08 |
| - | 0,00 | - | 0,00 | - | 0,00 | 65.444 | 91,96 | 128.547 | 5,05 |
| 22.900 | 100,00 | 26.378 | 100,00 | 49.278 | 100,00 | 11.188 | 100,00 | 328.241 | 100,00 |
| 18.310 | 79,96 | 3.256 | 12,34 | 21.566 | 43,76 | 476 | 4,25 | 225.383 | 68,66 |
| 3.816 | 16,66 | 6.071 | 23,02 | 9.887 | 20,06 | 294 | 2,63 | 29.703 | 9,05 |
| 774 | 3,38 | 17.018 | 64,52 | 17.792 | 36,11 | 635 | 5,68 | 41.807 | 12,74 |
| - | 0,00 | 33 | 0,13 | 33 | 0,07 | 340 | 3,04 | 3.926 | 1,20 |
| - | 0,00 | - | 0,00 | - | 0,00 | 47 | 0,42 | 330 | 0,10 |
| - | 0,00 | - | 0,00 | - | 0,00 | 9.396 | 83,98 | 27.092 | 8,25 |

TABEL 1.2 TABLE

GAMBARAN UMUM PERGURUAN TINGGI (PT) TIAP PROVINSI
OVERVIEW OF HIGHER EDUCATION (HE) BY PROVINCE
 LINGKUP / SCOPE : NASIONAL / NATIONAL
 STATUS / STATUS : NEGERI+SWASTA / PUBLIC+PRIVATE
 TAHUN / YEAR : 2025

| Provinsi Province | Lembaga Institutions | Program Studi Study Program | Mahasiswa Baru New Entrants | Mahasiswa Teraftar Enrolled Students | Lulusan Graduates | Dosen Lecturers |
|----------------------|-------------------------|--------------------------------|--------------------------------|---|----------------------|--------------------|
| (1) | (2) | (3) | (4) | (5) | (6) | (7) |
| D.K.I. Jakarta | 342 | 2.743 | 184.748 | 837.457 | 205.326 | 31.402 |
| Jawa Barat | 596 | 4.373 | 238.786 | 1.109.037 | 289.638 | 39.761 |
| Banten | 148 | 1.093 | 340.300 | 1.968.001 | 153.271 | 12.531 |
| Jawa Tengah | 339 | 3.144 | 184.164 | 922.035 | 277.776 | 27.498 |
| D.I. Yogyakarta | 132 | 1.501 | 98.610 | 487.234 | 148.425 | 15.054 |
| Jawa Timur | 567 | 5.105 | 269.698 | 1.282.128 | 384.824 | 44.144 |
| Aceh | 123 | 993 | 49.001 | 237.689 | 63.004 | 9.913 |
| Sumatera Utara | 294 | 2.049 | 106.406 | 504.225 | 142.234 | 18.019 |
| Sumatera Barat | 115 | 1.094 | 58.529 | 256.167 | 86.458 | 10.039 |
| Riau | 99 | 794 | 44.490 | 211.742 | 49.160 | 7.375 |
| Kepulauan Riau | 58 | 326 | 16.308 | 65.660 | 12.560 | 2.743 |
| Jambi | 58 | 486 | 24.904 | 117.825 | 29.650 | 4.711 |
| Sumatera Selatan | 117 | 833 | 40.980 | 184.111 | 56.468 | 8.155 |
| Bangka Belitung | 16 | 118 | 5.699 | 23.278 | 4.086 | 1.221 |
| Bengkulu | 25 | 287 | 16.681 | 82.177 | 25.090 | 2.777 |
| Lampung | 102 | 829 | 42.914 | 210.328 | 48.167 | 7.897 |
| Kalimantan Barat | 77 | 464 | 24.659 | 121.001 | 31.951 | 4.388 |
| Kalimantan Tengah | 38 | 259 | 10.223 | 57.846 | 13.721 | 2.488 |
| Kalimantan Selatan | 68 | 498 | 29.775 | 130.820 | 41.012 | 5.117 |
| Kalimantan Timur | 71 | 505 | 26.786 | 122.587 | 26.413 | 5.097 |
| Kalimantan Utara | 13 | 73 | 3.151 | 16.984 | 4.104 | 643 |
| Sulawesi Utara | 89 | 535 | 19.906 | 108.993 | 24.974 | 4.889 |
| Gorontalo | 15 | 290 | 10.464 | 71.384 | 23.953 | 2.431 |
| Sulawesi Tengah | 49 | 352 | 19.834 | 105.939 | 23.187 | 3.622 |
| Sulawesi Selatan | 221 | 1.978 | 99.027 | 484.259 | 134.479 | 18.397 |
| Sulawesi Barat | 28 | 173 | 6.573 | 40.077 | 6.412 | 1.779 |
| Sulawesi Tenggara | 61 | 499 | 24.738 | 135.774 | 30.831 | 4.645 |
| Maluku | 41 | 365 | 13.438 | 82.032 | 18.493 | 3.286 |
| Maluku Utara | 29 | 243 | 7.805 | 45.322 | 10.525 | 2.133 |
| Bali | 69 | 749 | 38.000 | 183.393 | 57.532 | 8.017 |
| Nusa Tenggara Barat | 93 | 692 | 38.701 | 184.335 | 64.464 | 7.253 |
| Nusa Tenggara Timur | 81 | 530 | 35.419 | 185.374 | 38.936 | 5.422 |
| Papua | 88 | 464 | 18.440 | 125.362 | 15.342 | 3.514 |
| Papua Barat | 41 | 274 | 9.669 | 53.578 | 5.251 | 1.880 |
| INDONESIA | 4.303 | 34.711 | 2.158.826 | 10.754.154 | 2.547.717 | 328.241 |

TABEL 1.3 TABLE

GAMBARAN UMUM PERGURUAN TINGGI (PT) TIAP PROVINSI
OVERVIEW OF HIGHER EDUCATION (HE) BY PROVINCE
 LINGKUP / SCOPE : NASIONAL / NATIONAL
 STATUS / STATUS : NEGERI / PUBLIC
 TAHUN / YEAR : 2025

| Provinsi <i>Province</i> | Lembaga <i>Institutions</i> | Program Studi <i>Study Program</i> | Mahasiswa Baru <i>New Entrants</i> | Mahasiswa Terdaftar <i>Enrolled Students</i> | Lulusan <i>Graduates</i> | Dosen <i>Lecturers</i> |
|-----------------------------|--------------------------------|---------------------------------------|---------------------------------------|---|-----------------------------|---------------------------|
| (1) | (2) | (3) | (4) | (5) | (6) | (7) |
| D.K.I. Jakarta | 16 | 515 | 36.664 | 149.689 | 47.002 | 5.800 |
| Jawa Barat | 39 | 1.224 | 79.897 | 337.735 | 104.863 | 12.845 |
| Banten | 13 | 310 | 279.219 | 1.722.851 | 113.514 | 4.155 |
| Jawa Tengah | 30 | 1.058 | 85.441 | 402.902 | 127.617 | 11.365 |
| D.I. Yogyakarta | 13 | 628 | 48.207 | 213.303 | 65.947 | 6.774 |
| Jawa Timur | 42 | 1.653 | 128.578 | 574.892 | 181.243 | 17.641 |
| Aceh | 16 | 503 | 29.508 | 139.340 | 40.511 | 5.857 |
| Sumatera Utara | 14 | 490 | 32.843 | 139.707 | 52.955 | 4.935 |
| Sumatera Barat | 12 | 544 | 35.907 | 151.222 | 61.554 | 5.696 |
| Riau | 6 | 218 | 15.938 | 77.853 | 22.760 | 2.849 |
| Kepulauan Riau | 4 | 75 | 7.014 | 24.071 | 4.992 | 821 |
| Jambi | 4 | 190 | 15.633 | 68.580 | 21.541 | 2.503 |
| Sumatera Selatan | 7 | 241 | 20.960 | 83.631 | 29.324 | 3.505 |
| Bangka Belitung | 5 | 68 | 3.752 | 15.295 | 2.530 | 811 |
| Bengkulu | 5 | 164 | 9.770 | 52.699 | 20.054 | 1.652 |
| Lampung | 7 | 302 | 21.726 | 106.335 | 28.294 | 3.736 |
| Kalimantan Barat | 8 | 210 | 14.805 | 70.570 | 21.541 | 2.336 |
| Kalimantan Tengah | 6 | 127 | 5.301 | 37.021 | 9.916 | 1.525 |
| Kalimantan Selatan | 5 | 218 | 13.349 | 63.578 | 27.963 | 2.516 |
| Kalimantan Timur | 8 | 232 | 14.763 | 66.445 | 16.851 | 2.840 |
| Kalimantan Utara | 2 | 39 | 2.391 | 12.485 | 3.574 | 427 |
| Sulawesi Utara | 9 | 250 | 12.670 | 68.617 | 19.498 | 3.124 |
| Gorontalo | 3 | 142 | 6.661 | 49.214 | 20.003 | 1.412 |
| Sulawesi Tengah | 5 | 148 | 12.729 | 64.038 | 18.394 | 2.002 |
| Sulawesi Selatan | 23 | 699 | 47.183 | 208.118 | 66.654 | 7.213 |
| Sulawesi Barat | 3 | 62 | 3.206 | 18.676 | 2.097 | 840 |
| Sulawesi Tenggara | 7 | 185 | 13.462 | 77.065 | 20.350 | 2.313 |
| Maluku | 6 | 209 | 8.325 | 54.670 | 14.947 | 2.175 |
| Maluku Utara | 3 | 84 | 4.886 | 24.975 | 7.971 | 1.104 |
| Bali | 10 | 348 | 19.485 | 94.794 | 31.651 | 4.081 |
| Nusa Tenggara Barat | 5 | 147 | 13.656 | 56.828 | 25.597 | 2.347 |
| Nusa Tenggara Timur | 7 | 152 | 13.668 | 88.650 | 21.092 | 2.408 |
| Papua | 7 | 174 | 9.682 | 78.668 | 10.135 | 1.763 |
| Papua Barat | 9 | 108 | 3.888 | 19.645 | 2.208 | 854 |
| INDONESIA | 359 | 11.717 | 1.071.167 | 5.414.162 | 1.265.143 | 132.225 |

TABEL 1.4 TABLE

GAMBARAN UMUM PERGURUAN TINGGI (PT) TIAP PROVINSI
OVERVIEW OF HIGHER EDUCATION (HE) BY PROVINCE
 LINGKUP / SCOPE : NASIONAL / NATIONAL
 STATUS / STATUS : SWASTA / PRIVATE
 TAHUN / YEAR : 2025

| Provinsi Province | Lembaga Institutions | Program Studi Study Program | Mahasiswa Baru New Entrants | Mahasiswa Terdaftar Enrolled Students | Lulusan Graduates | Dosen Lecturers |
|----------------------|-------------------------|--------------------------------|--------------------------------|--|----------------------|--------------------|
| (1) | (2) | (3) | (4) | (5) | (6) | (7) |
| D.K.I. Jakarta | 326 | 2.228 | 148.084 | 687.768 | 158.324 | 25.602 |
| Jawa Barat | 557 | 3.149 | 158.889 | 771.302 | 184.775 | 26.916 |
| Banten | 135 | 783 | 61.081 | 245.150 | 39.757 | 8.376 |
| Jawa Tengah | 309 | 2.086 | 98.723 | 519.133 | 150.159 | 16.133 |
| D.I. Yogyakarta | 119 | 873 | 50.403 | 273.931 | 82.478 | 8.280 |
| Jawa Timur | 525 | 3.452 | 141.120 | 707.236 | 203.581 | 26.503 |
| Aceh | 107 | 490 | 19.493 | 98.349 | 22.493 | 4.056 |
| Sumatera Utara | 280 | 1.559 | 73.563 | 364.518 | 89.279 | 13.084 |
| Sumatera Barat | 103 | 550 | 22.622 | 104.945 | 24.904 | 4.343 |
| Riau | 93 | 576 | 28.552 | 133.889 | 26.400 | 4.526 |
| Kepulauan Riau | 54 | 251 | 9.294 | 41.589 | 7.568 | 1.922 |
| Jambi | 54 | 296 | 9.271 | 49.245 | 8.109 | 2.208 |
| Sumatera Selatan | 110 | 592 | 20.020 | 100.480 | 27.144 | 4.650 |
| Bangka Belitung | 11 | 50 | 1.947 | 7.983 | 1.556 | 410 |
| Bengkulu | 20 | 123 | 6.911 | 29.478 | 5.036 | 1.125 |
| Lampung | 95 | 527 | 21.188 | 103.993 | 19.873 | 4.161 |
| Kalimantan Barat | 69 | 254 | 9.854 | 50.431 | 10.410 | 2.052 |
| Kalimantan Tengah | 32 | 132 | 4.922 | 20.825 | 3.805 | 963 |
| Kalimantan Selatan | 63 | 280 | 16.426 | 67.242 | 13.049 | 2.601 |
| Kalimantan Timur | 63 | 273 | 12.023 | 56.142 | 9.562 | 2.257 |
| Kalimantan Utara | 11 | 34 | 760 | 4.499 | 530 | 216 |
| Sulawesi Utara | 80 | 285 | 7.236 | 40.376 | 5.476 | 1.765 |
| Gorontalo | 12 | 148 | 3.803 | 22.170 | 3.950 | 1.019 |
| Sulawesi Tengah | 44 | 204 | 7.105 | 41.901 | 4.793 | 1.620 |
| Sulawesi Selatan | 198 | 1.279 | 51.844 | 276.141 | 67.825 | 11.184 |
| Sulawesi Barat | 25 | 111 | 3.367 | 21.401 | 4.315 | 939 |
| Sulawesi Tenggara | 54 | 314 | 11.276 | 58.709 | 10.481 | 2.332 |
| Maluku | 35 | 156 | 5.113 | 27.362 | 3.546 | 1.111 |
| Maluku Utara | 26 | 159 | 2.919 | 20.347 | 2.554 | 1.029 |
| Bali | 59 | 401 | 18.515 | 88.599 | 25.881 | 3.936 |
| Nusa Tenggara Barat | 88 | 545 | 25.045 | 127.507 | 38.867 | 4.906 |
| Nusa Tenggara Timur | 74 | 378 | 21.751 | 96.724 | 17.844 | 3.014 |
| Papua | 81 | 290 | 8.758 | 46.694 | 5.207 | 1.751 |
| Papua Barat | 32 | 166 | 5.781 | 33.933 | 3.043 | 1.026 |
| INDONESIA | 3.944 | 22.994 | 1.087.659 | 5.339.992 | 1.282.574 | 196.016 |

TABEL 1.5 TABLE

GAMBARAN UMUM PERGURUAN TINGGI (PT) TIAP PROVINSI
OVERVIEW OF HIGHER EDUCATION (HE) BY PROVINCE
 LINGKUP / SCOPE : KEMDIKTISAINTEK / MoHES
 STATUS / STATUS : NEGERI+SWASTA / PUBLIC+PRIVATE
 TAHUN / YEAR : 2025

| Provinsi Province | Lembaga Institutions | Program Studi Study Program | Mahasiswa Baru New Entrants | Mahasiswa Terdaftar Enrolled Students | Lulusan Graduates | Dosen Lecturers |
|----------------------|-------------------------|--------------------------------|--------------------------------|--|----------------------|--------------------|
| (1) | (2) | (3) | (4) | (5) | (6) | (7) |
| D.K.I. Jakarta | 241 | 2.430 | 175.279 | 799.378 | 196.498 | 28.953 |
| Jawa Barat | 360 | 3.389 | 197.556 | 915.921 | 241.992 | 31.416 |
| Banten | 96 | 788 | 321.326 | 1.884.833 | 129.313 | 9.354 |
| Jawa Tengah | 237 | 2.542 | 151.063 | 763.536 | 236.019 | 22.427 |
| D.I. Yogyakarta | 106 | 1.330 | 87.905 | 439.236 | 136.364 | 13.465 |
| Jawa Timur | 335 | 3.838 | 216.650 | 1.029.171 | 328.093 | 34.601 |
| Aceh | 77 | 698 | 37.351 | 176.161 | 49.257 | 7.443 |
| Sumatera Utara | 191 | 1.612 | 89.293 | 444.245 | 122.312 | 14.604 |
| Sumatera Barat | 85 | 881 | 47.342 | 203.342 | 70.863 | 8.166 |
| Riau | 65 | 589 | 34.748 | 162.938 | 39.164 | 5.512 |
| Kepulauan Riau | 28 | 232 | 13.977 | 55.674 | 10.868 | 2.143 |
| Jambi | 34 | 282 | 16.313 | 71.960 | 16.954 | 2.908 |
| Sumatera Selatan | 80 | 654 | 31.260 | 141.418 | 44.740 | 6.561 |
| Bangka Belitung | 12 | 94 | 4.677 | 18.130 | 3.398 | 985 |
| Bengkulu | 16 | 198 | 12.078 | 60.407 | 18.060 | 2.033 |
| Lampung | 59 | 572 | 31.025 | 142.315 | 32.099 | 5.672 |
| Kalimantan Barat | 45 | 344 | 20.851 | 101.687 | 27.372 | 3.486 |
| Kalimantan Tengah | 26 | 185 | 8.450 | 45.732 | 12.052 | 1.937 |
| Kalimantan Selatan | 50 | 397 | 24.718 | 106.473 | 33.318 | 4.230 |
| Kalimantan Timur | 50 | 407 | 23.482 | 108.313 | 22.514 | 4.465 |
| Kalimantan Utara | 8 | 67 | 3.079 | 16.567 | 4.029 | 603 |
| Sulawesi Utara | 47 | 392 | 16.501 | 93.837 | 21.480 | 4.075 |
| Gorontalo | 13 | 253 | 9.178 | 60.427 | 21.207 | 2.112 |
| Sulawesi Tengah | 33 | 274 | 16.793 | 92.490 | 18.792 | 3.032 |
| Sulawesi Selatan | 174 | 1.621 | 81.393 | 402.898 | 113.626 | 15.146 |
| Sulawesi Barat | 18 | 134 | 5.588 | 32.957 | 5.028 | 1.469 |
| Sulawesi Tenggara | 49 | 441 | 21.690 | 120.502 | 28.763 | 4.157 |
| Maluku | 29 | 287 | 12.056 | 70.345 | 15.697 | 2.735 |
| Maluku Utara | 21 | 191 | 6.203 | 39.773 | 9.260 | 1.807 |
| Bali | 55 | 654 | 34.334 | 166.553 | 53.154 | 7.244 |
| Nusa Tenggara Barat | 57 | 515 | 28.428 | 146.434 | 55.776 | 5.616 |
| Nusa Tenggara Timur | 61 | 464 | 31.319 | 168.929 | 36.247 | 4.865 |
| Papua | 58 | 359 | 15.589 | 111.752 | 12.846 | 2.951 |
| Papua Barat | 24 | 216 | 8.198 | 47.971 | 4.247 | 1.602 |
| INDONESIA | 2.840 | 27.330 | 1.835.693 | 9.241.945 | 2.171.402 | 267.775 |

TABEL 1.6 TABLE

GAMBARAN UMUM PERGURUAN TINGGI (PT) TIAP PROVINSI
OVERVIEW OF HIGHER EDUCATION (HE) BY PROVINCE
 LINGKUP / SCOPE : KEMDIKTISAINTEK / MoHEST
 STATUS / STATUS : NEGERI / PUBLIC
 TAHUN / YEAR : 2025

| Provinsi Province | Lembaga Institutions | Program Studi Study Program | Mahasiswa Baru New Entrants | Mahasiswa Terdaftar Enrolled Students | Lulusan Graduates | Dosen Lecturers |
|----------------------|-------------------------|--------------------------------|--------------------------------|--|----------------------|--------------------|
| (1) | (2) | (3) | (4) | (5) | (6) | (7) |
| D.K.I. Jakarta | 4 | 460 | 32.285 | 132.876 | 42.744 | 4.774 |
| Jawa Barat | 12 | 916 | 58.709 | 244.768 | 76.744 | 9.304 |
| Banten | 2 | 123 | 263.560 | 1.657.906 | 93.602 | 1.859 |
| Jawa Tengah | 9 | 709 | 59.038 | 278.175 | 91.537 | 7.973 |
| D.I. Yogyakarta | 5 | 514 | 38.872 | 171.712 | 55.136 | 5.550 |
| Jawa Timur | 17 | 1.227 | 101.915 | 437.959 | 145.793 | 13.511 |
| Aceh | 7 | 313 | 21.087 | 95.606 | 28.854 | 4.192 |
| Sumatera Utara | 3 | 303 | 21.675 | 108.045 | 37.667 | 3.253 |
| Sumatera Barat | 5 | 393 | 26.229 | 104.785 | 46.938 | 4.282 |
| Riau | 2 | 137 | 9.434 | 46.415 | 14.624 | 1.772 |
| Kepulauan Riau | 2 | 60 | 6.112 | 21.135 | 4.312 | 690 |
| Jambi | 1 | 99 | 9.592 | 38.127 | 11.412 | 1.423 |
| Sumatera Selatan | 2 | 166 | 13.341 | 50.741 | 19.266 | 2.570 |
| Bangka Belitung | 2 | 45 | 2.730 | 10.147 | 1.842 | 575 |
| Bengkulu | 2 | 89 | 5.515 | 32.229 | 13.175 | 1.022 |
| Lampung | 3 | 207 | 15.435 | 66.545 | 19.224 | 2.791 |
| Kalimantan Barat | 4 | 163 | 11.899 | 56.856 | 17.724 | 1.907 |
| Kalimantan Tengah | 1 | 63 | 3.844 | 26.213 | 8.585 | 1.059 |
| Kalimantan Selatan | 3 | 163 | 10.538 | 49.968 | 22.329 | 2.032 |
| Kalimantan Timur | 6 | 191 | 12.093 | 55.707 | 13.716 | 2.493 |
| Kalimantan Utara | 2 | 39 | 2.391 | 12.485 | 3.574 | 427 |
| Sulawesi Utara | 4 | 191 | 10.047 | 57.759 | 16.820 | 2.689 |
| Gorontalo | 1 | 105 | 5.375 | 38.257 | 17.257 | 1.093 |
| Sulawesi Tengah | 1 | 97 | 10.046 | 52.255 | 14.125 | 1.576 |
| Sulawesi Selatan | 6 | 467 | 31.684 | 140.005 | 48.567 | 4.864 |
| Sulawesi Barat | 1 | 46 | 2.535 | 15.379 | 1.472 | 713 |
| Sulawesi Tenggara | 2 | 146 | 10.762 | 66.106 | 18.514 | 1.980 |
| Maluku | 3 | 147 | 7.124 | 43.828 | 12.435 | 1.717 |
| Maluku Utara | 1 | 54 | 3.474 | 19.980 | 6.972 | 860 |
| Bali | 4 | 275 | 16.196 | 78.915 | 27.449 | 3.412 |
| Nusa Tenggara Barat | 1 | 78 | 7.373 | 37.474 | 19.924 | 1.597 |
| Nusa Tenggara Timur | 4 | 118 | 10.729 | 76.417 | 19.017 | 2.048 |
| Papua | 3 | 130 | 7.706 | 68.525 | 8.829 | 1.473 |
| Papua Barat | 2 | 73 | 2.638 | 15.172 | 1.299 | 656 |
| INDONESIA | 127 | 8.307 | 851.983 | 4.408.472 | 981.478 | 98.137 |

TABEL 1.7 TABLE

GAMBARAN UMUM PERGURUAN TINGGI (PT) TIAP PROVINSI
OVERVIEW OF HIGHER EDUCATION (HE) BY PROVINCE
 LINGKUP / SCOPE : KEMDIKTISAINTEK / MoHES
 STATUS / STATUS : SWASTA / PRIVATE
 TAHUN / YEAR : 2025

| Provinsi Province | Lembaga Institutions | Program Studi Study Program | Mahasiswa Baru New Entrants | Mahasiswa Terdaftar Enrolled Students | Lulusan Graduates | Dosen Lecturers |
|----------------------|-------------------------|--------------------------------|--------------------------------|--|----------------------|--------------------|
| (1) | (2) | (3) | (4) | (5) | (6) | (7) |
| D.K.I. Jakarta | 237 | 1.970 | 142.994 | 666.502 | 153.754 | 24.179 |
| Jawa Barat | 348 | 2.473 | 138.847 | 671.153 | 165.248 | 22.112 |
| Banten | 94 | 665 | 57.766 | 226.927 | 35.711 | 7.495 |
| Jawa Tengah | 228 | 1.833 | 92.025 | 485.361 | 144.482 | 14.454 |
| D.I. Yogyakarta | 101 | 816 | 49.033 | 267.524 | 81.228 | 7.915 |
| Jawa Timur | 318 | 2.611 | 114.735 | 591.212 | 182.300 | 21.090 |
| Aceh | 70 | 385 | 16.264 | 80.555 | 20.403 | 3.251 |
| Sumatera Utara | 188 | 1.309 | 67.618 | 336.200 | 84.645 | 11.351 |
| Sumatera Barat | 80 | 488 | 21.113 | 98.557 | 23.925 | 3.884 |
| Riau | 63 | 452 | 25.314 | 116.523 | 24.540 | 3.740 |
| Kepulauan Riau | 26 | 172 | 7.865 | 34.539 | 6.556 | 1.453 |
| Jambi | 33 | 183 | 6.721 | 33.833 | 5.542 | 1.485 |
| Sumatera Selatan | 78 | 488 | 17.919 | 90.677 | 25.474 | 3.991 |
| Bangka Belitung | 10 | 49 | 1.947 | 7.983 | 1.556 | 410 |
| Bengkulu | 14 | 109 | 6.563 | 27.818 | 4.885 | 1.011 |
| Lampung | 56 | 365 | 15.590 | 75.770 | 12.875 | 2.881 |
| Kalimantan Barat | 41 | 181 | 8.952 | 44.831 | 9.648 | 1.579 |
| Kalimantan Tengah | 25 | 122 | 4.606 | 19.519 | 3.467 | 878 |
| Kalimantan Selatan | 47 | 234 | 14.180 | 56.505 | 10.989 | 2.198 |
| Kalimantan Timur | 44 | 216 | 11.389 | 52.606 | 8.798 | 1.972 |
| Kalimantan Utara | 6 | 28 | 688 | 4.082 | 455 | 176 |
| Sulawesi Utara | 43 | 201 | 6.454 | 36.078 | 4.660 | 1.386 |
| Gorontalo | 12 | 148 | 3.803 | 22.170 | 3.950 | 1.019 |
| Sulawesi Tengah | 32 | 177 | 6.747 | 40.235 | 4.667 | 1.456 |
| Sulawesi Selatan | 168 | 1.154 | 49.709 | 262.893 | 65.059 | 10.282 |
| Sulawesi Barat | 17 | 88 | 3.053 | 17.578 | 3.556 | 756 |
| Sulawesi Tenggara | 47 | 295 | 10.928 | 54.396 | 10.249 | 2.177 |
| Maluku | 26 | 140 | 4.932 | 26.517 | 3.262 | 1.018 |
| Maluku Utara | 20 | 137 | 2.729 | 19.793 | 2.288 | 947 |
| Bali | 51 | 379 | 18.138 | 87.638 | 25.705 | 3.832 |
| Nusa Tenggara Barat | 56 | 437 | 21.055 | 108.960 | 35.852 | 4.019 |
| Nusa Tenggara Timur | 57 | 346 | 20.590 | 92.512 | 17.230 | 2.817 |
| Papua | 55 | 229 | 7.883 | 43.227 | 4.017 | 1.478 |
| Papua Barat | 22 | 143 | 5.560 | 32.799 | 2.948 | 946 |
| INDONESIA | 2.713 | 19.023 | 983.710 | 4.833.473 | 1.189.924 | 169.638 |

TABEL 1.8 TABLE

GAMBARAN UMUM PERGURUAN TINGGI (PT) TIAP PROVINSI
OVERVIEW OF HIGHER EDUCATION (HE) BY PROVINCE
 LINGKUP / SCOPE : KEMENAG / MoRA
 STATUS / STATUS : NEGERI+SWASTA / PUBLIC+PRIVATE
 TAHUN / YEAR : 2025

| Provinsi Province | Lembaga Institutions | Program Studi Study Program | Mahasiswa Baru New Entrants | Mahasiswa Terdaftar Enrolled Students | Lulusan Graduates | Dosen Lecturers |
|----------------------|-------------------------|--------------------------------|--------------------------------|--|----------------------|--------------------|
| (1) | (2) | (3) | (4) | (5) | (6) | (7) |
| D.K.I. Jakarta | 90 | 260 | 5.134 | 21.499 | 4.618 | 1.444 |
| Jawa Barat | 212 | 805 | 31.584 | 159.672 | 37.116 | 6.239 |
| Banten | 44 | 258 | 15.930 | 71.601 | 20.688 | 2.516 |
| Jawa Tengah | 90 | 514 | 24.317 | 132.011 | 32.461 | 3.948 |
| D.I. Yogyakarta | 19 | 132 | 7.911 | 37.888 | 9.492 | 1.092 |
| Jawa Timur | 216 | 1.158 | 46.446 | 233.882 | 50.658 | 8.582 |
| Aceh | 44 | 271 | 9.574 | 54.957 | 11.911 | 2.181 |
| Sumatera Utara | 97 | 396 | 13.945 | 49.942 | 17.026 | 2.954 |
| Sumatera Barat | 27 | 192 | 9.102 | 46.341 | 13.843 | 1.571 |
| Riau | 32 | 196 | 9.172 | 47.124 | 9.205 | 1.774 |
| Kepulauan Riau | 29 | 91 | 1.958 | 9.001 | 1.279 | 559 |
| Jambi | 23 | 190 | 6.454 | 40.000 | 9.907 | 1.675 |
| Sumatera Selatan | 33 | 152 | 7.517 | 36.017 | 9.573 | 1.252 |
| Bangka Belitung | 3 | 19 | 627 | 4.185 | 501 | 178 |
| Bengkulu | 8 | 75 | 3.281 | 18.241 | 5.831 | 609 |
| Lampung | 42 | 241 | 10.335 | 63.487 | 14.086 | 2.064 |
| Kalimantan Barat | 30 | 103 | 2.545 | 15.773 | 3.374 | 778 |
| Kalimantan Tengah | 10 | 66 | 923 | 9.856 | 1.383 | 471 |
| Kalimantan Selatan | 17 | 89 | 4.265 | 21.365 | 6.470 | 778 |
| Kalimantan Timur | 20 | 86 | 2.074 | 11.858 | 2.558 | 532 |
| Kalimantan Utara | 5 | 6 | 72 | 417 | 75 | 40 |
| Sulawesi Utara | 39 | 124 | 2.114 | 10.945 | 2.512 | 641 |
| Gorontalo | 1 | 29 | 603 | 9.077 | 2.430 | 231 |
| Sulawesi Tengah | 14 | 64 | 2.119 | 10.567 | 2.914 | 435 |
| Sulawesi Selatan | 35 | 295 | 13.135 | 67.147 | 16.677 | 2.550 |
| Sulawesi Barat | 9 | 35 | 884 | 6.819 | 1.283 | 263 |
| Sulawesi Tenggara | 9 | 48 | 2.154 | 12.244 | 1.402 | 378 |
| Maluku | 11 | 70 | 765 | 8.913 | 2.239 | 438 |
| Maluku Utara | 7 | 45 | 905 | 3.889 | 892 | 243 |
| Bali | 10 | 65 | 1.408 | 9.793 | 2.076 | 474 |
| Nusa Tenggara Barat | 34 | 161 | 8.558 | 33.203 | 7.788 | 1.474 |
| Nusa Tenggara Timur | 18 | 48 | 2.400 | 9.538 | 1.055 | 340 |
| Papua | 28 | 82 | 1.625 | 7.468 | 1.539 | 421 |
| Papua Barat | 12 | 39 | 577 | 2.732 | 285 | 153 |
| INDONESIA | 1.318 | 6.405 | 250.413 | 1.277.452 | 305.147 | 49.278 |

TABEL 1.9 TABLE

GAMBARAN UMUM PERGURUAN TINGGI (PT) TIAP PROVINSI
OVERVIEW OF HIGHER EDUCATION (HE) BY PROVINCE
 LINGKUP / SCOPE : KEMENAG / MoRA
 STATUS / STATUS : NEGERI / PUBLIC
 TAHUN / YEAR : 2025

| Provinsi Province | Lembaga Institutions | Program Studi Study Program | Mahasiswa Baru New Entrants | Mahasiswa Terdaftar Enrolled Students | Lulusan Graduates | Dosen Lecturers |
|----------------------|-------------------------|--------------------------------|--------------------------------|--|----------------------|--------------------|
| (1) | (2) | (3) | (4) | (5) | (6) | (7) |
| D.K.I. Jakarta | 1 | 2 | 44 | 233 | 48 | 21 |
| Jawa Barat | 3 | 129 | 11.542 | 59.523 | 17.589 | 1.435 |
| Banten | 3 | 140 | 12.615 | 53.378 | 16.642 | 1.635 |
| Jawa Tengah | 9 | 261 | 17.619 | 98.239 | 26.784 | 2.269 |
| D.I. Yogyakarta | 1 | 75 | 6.541 | 31.481 | 8.242 | 727 |
| Jawa Timur | 9 | 317 | 20.061 | 117.858 | 29.377 | 3.169 |
| Aceh | 7 | 166 | 6.345 | 37.163 | 9.821 | 1.376 |
| Sumatera Utara | 5 | 146 | 8.000 | 21.624 | 12.392 | 1.221 |
| Sumatera Barat | 4 | 130 | 7.593 | 39.953 | 12.864 | 1.112 |
| Riau | 2 | 72 | 5.934 | 29.758 | 7.345 | 988 |
| Kepulauan Riau | 1 | 12 | 529 | 1.951 | 267 | 90 |
| Jambi | 2 | 77 | 3.904 | 24.588 | 7.340 | 952 |
| Sumatera Selatan | 1 | 48 | 5.416 | 26.214 | 7.903 | 593 |
| Bangka Belitung | 2 | 18 | 627 | 4.185 | 501 | 178 |
| Bengkulu | 2 | 61 | 2.933 | 16.581 | 5.680 | 495 |
| Lampung | 3 | 79 | 4.737 | 35.264 | 7.088 | 784 |
| Kalimantan Barat | 2 | 30 | 1.643 | 10.173 | 2.612 | 305 |
| Kalimantan Tengah | 3 | 56 | 607 | 8.550 | 1.045 | 386 |
| Kalimantan Selatan | 1 | 43 | 2.019 | 10.628 | 4.410 | 375 |
| Kalimantan Timur | 1 | 29 | 1.440 | 8.322 | 1.794 | 247 |
| Kalimantan Utara | - | - | - | - | - | - |
| Sulawesi Utara | 2 | 40 | 1.332 | 6.647 | 1.696 | 262 |
| Gorontalo | 1 | 29 | 603 | 9.077 | 2.430 | 231 |
| Sulawesi Tengah | 2 | 37 | 1.761 | 8.901 | 2.788 | 271 |
| Sulawesi Selatan | 5 | 170 | 11.000 | 53.899 | 13.911 | 1.648 |
| Sulawesi Barat | 1 | 12 | 570 | 2.996 | 524 | 80 |
| Sulawesi Tenggara | 2 | 29 | 1.806 | 7.931 | 1.170 | 223 |
| Maluku | 2 | 54 | 584 | 8.068 | 1.955 | 345 |
| Maluku Utara | 1 | 23 | 715 | 3.335 | 626 | 161 |
| Bali | 2 | 43 | 1.031 | 8.832 | 1.900 | 370 |
| Nusa Tenggara Barat | 2 | 53 | 4.568 | 14.656 | 4.773 | 587 |
| Nusa Tenggara Timur | 1 | 16 | 1.239 | 5.326 | 441 | 143 |
| Papua | 2 | 21 | 750 | 4.001 | 349 | 148 |
| Papua Barat | 2 | 16 | 356 | 1.598 | 190 | 73 |
| INDONESIA | 87 | 2.434 | 146.464 | 770.933 | 212.497 | 22.900 |

TABEL 1.10 TABLE

GAMBARAN UMUM PERGURUAN TINGGI (PT) TIAP PROVINSI
OVERVIEW OF HIGHER EDUCATION (HE) BY PROVINCE
 LINGKUP / SCOPE : KEMENAG / MoRA
 STATUS / STATUS : SWASTA / PRIVATE
 TAHUN / YEAR : 2025

| Provinsi Province | Lembaga Institutions | Program Studi Study Program | Mahasiswa Baru New Entrants | Mahasiswa Terdaftar Enrolled Students | Lulusan Graduates | Dosen Lecturers |
|----------------------|-------------------------|--------------------------------|--------------------------------|--|----------------------|--------------------|
| (1) | (2) | (3) | (4) | (5) | (6) | (7) |
| D.K.I. Jakarta | 89 | 258 | 5.090 | 21.266 | 4.570 | 1.423 |
| Jawa Barat | 209 | 676 | 20.042 | 100.149 | 19.527 | 4.804 |
| Banten | 41 | 118 | 3.315 | 18.223 | 4.046 | 881 |
| Jawa Tengah | 81 | 253 | 6.698 | 33.772 | 5.677 | 1.679 |
| D.I. Yogyakarta | 18 | 57 | 1.370 | 6.407 | 1.250 | 365 |
| Jawa Timur | 207 | 841 | 26.385 | 116.024 | 21.281 | 5.413 |
| Aceh | 37 | 105 | 3.229 | 17.794 | 2.090 | 805 |
| Sumatera Utara | 92 | 250 | 5.945 | 28.318 | 4.634 | 1.733 |
| Sumatera Barat | 23 | 62 | 1.509 | 6.388 | 979 | 459 |
| Riau | 30 | 124 | 3.238 | 17.366 | 1.860 | 786 |
| Kepulauan Riau | 28 | 79 | 1.429 | 7.050 | 1.012 | 469 |
| Jambi | 21 | 113 | 2.550 | 15.412 | 2.567 | 723 |
| Sumatera Selatan | 32 | 104 | 2.101 | 9.803 | 1.670 | 659 |
| Bangka Belitung | 1 | 1 | - | - | - | - |
| Bengkulu | 6 | 14 | 348 | 1.660 | 151 | 114 |
| Lampung | 39 | 162 | 5.598 | 28.223 | 6.998 | 1.280 |
| Kalimantan Barat | 28 | 73 | 902 | 5.600 | 762 | 473 |
| Kalimantan Tengah | 7 | 10 | 316 | 1.306 | 338 | 85 |
| Kalimantan Selatan | 16 | 46 | 2.246 | 10.737 | 2.060 | 403 |
| Kalimantan Timur | 19 | 57 | 634 | 3.536 | 764 | 285 |
| Kalimantan Utara | 5 | 6 | 72 | 417 | 75 | 40 |
| Sulawesi Utara | 37 | 84 | 782 | 4.298 | 816 | 379 |
| Gorontalo | - | - | - | - | - | - |
| Sulawesi Tengah | 12 | 27 | 358 | 1.666 | 126 | 164 |
| Sulawesi Selatan | 30 | 125 | 2.135 | 13.248 | 2.766 | 902 |
| Sulawesi Barat | 8 | 23 | 314 | 3.823 | 759 | 183 |
| Sulawesi Tenggara | 7 | 19 | 348 | 4.313 | 232 | 155 |
| Maluku | 9 | 16 | 181 | 845 | 284 | 93 |
| Maluku Utara | 6 | 22 | 190 | 554 | 266 | 82 |
| Bali | 8 | 22 | 377 | 961 | 176 | 104 |
| Nusa Tenggara Barat | 32 | 108 | 3.990 | 18.547 | 3.015 | 887 |
| Nusa Tenggara Timur | 17 | 32 | 1.161 | 4.212 | 614 | 197 |
| Papua | 26 | 61 | 875 | 3.467 | 1.190 | 273 |
| Papua Barat | 10 | 23 | 221 | 1.134 | 95 | 80 |
| INDONESIA | 1.231 | 3.971 | 103.949 | 506.519 | 92.650 | 26.378 |

TABEL 1.11 TABLE

GAMBARAN UMUM PERGURUAN TINGGI (PT) TIAP PROVINSI
OVERVIEW OF HIGHER EDUCATION (HE) BY PROVINCE
 LINGKUP / SCOPE : KEMENTERIAN ATAU LEMBAGA LAIN / OMaI
 STATUS / STATUS : NEGERI / PUBLIC
 TAHUN / YEAR : 2025

| Provinsi Province | Lembaga Institutions | Program Studi Study Program | Mahasiswa Baru New Entrants | Mahasiswa Terdaftar Enrolled Students | Lulusan Graduates | Dosen Lecturers |
|----------------------|-------------------------|--------------------------------|--------------------------------|--|----------------------|--------------------|
| (1) | (2) | (3) | (4) | (5) | (6) | (7) |
| D.K.I. Jakarta | 11 | 53 | 4.335 | 16.580 | 4.210 | 1.005 |
| Jawa Barat | 24 | 179 | 9.646 | 33.444 | 10.530 | 2.106 |
| Banten | 8 | 47 | 3.044 | 11.567 | 3.270 | 661 |
| Jawa Tengah | 12 | 88 | 8.784 | 26.488 | 9.296 | 1.123 |
| D.I. Yogyakarta | 7 | 39 | 2.794 | 10.110 | 2.569 | 497 |
| Jawa Timur | 16 | 109 | 6.602 | 19.075 | 6.073 | 961 |
| Aceh | 2 | 24 | 2.076 | 6.571 | 1.836 | 289 |
| Sumatera Utara | 6 | 41 | 3.168 | 10.038 | 2.896 | 461 |
| Sumatera Barat | 3 | 21 | 2.085 | 6.484 | 1.752 | 302 |
| Riau | 2 | 9 | 570 | 1.680 | 791 | 89 |
| Kepulauan Riau | 1 | 3 | 373 | 985 | 413 | 41 |
| Jambi | 1 | 14 | 2.137 | 5.865 | 2.789 | 128 |
| Sumatera Selatan | 4 | 27 | 2.203 | 6.676 | 2.155 | 342 |
| Bangka Belitung | 1 | 5 | 395 | 963 | 187 | 58 |
| Bengkulu | 1 | 14 | 1.322 | 3.889 | 1.199 | 135 |
| Lampung | 1 | 16 | 1.554 | 4.526 | 1.982 | 161 |
| Kalimantan Barat | 2 | 17 | 1.263 | 3.541 | 1.205 | 124 |
| Kalimantan Tengah | 2 | 8 | 850 | 2.258 | 286 | 80 |
| Kalimantan Selatan | 1 | 12 | 792 | 2.982 | 1.224 | 109 |
| Kalimantan Timur | 1 | 12 | 1.230 | 2.416 | 1.341 | 100 |
| Kalimantan Utara | - | - | - | - | - | - |
| Sulawesi Utara | 3 | 19 | 1.291 | 4.211 | 982 | 173 |
| Gorontalo | 1 | 8 | 683 | 1.880 | 316 | 88 |
| Sulawesi Tengah | 2 | 14 | 922 | 2.882 | 1.481 | 155 |
| Sulawesi Selatan | 12 | 62 | 4.499 | 14.214 | 4.176 | 701 |
| Sulawesi Barat | 1 | 4 | 101 | 301 | 101 | 47 |
| Sulawesi Tenggara | 3 | 10 | 894 | 3.028 | 666 | 110 |
| Maluku | 1 | 8 | 617 | 2.774 | 557 | 113 |
| Maluku Utara | 1 | 7 | 697 | 1.660 | 373 | 83 |
| Bali | 4 | 30 | 2.258 | 7.047 | 2.302 | 299 |
| Nusa Tenggara Barat | 2 | 16 | 1.715 | 4.698 | 900 | 163 |
| Nusa Tenggara Timur | 2 | 18 | 1.700 | 6.907 | 1.634 | 217 |
| Papua | 2 | 23 | 1.226 | 6.142 | 957 | 142 |
| Papua Barat | 5 | 19 | 894 | 2.875 | 719 | 125 |
| INDONESIA | 145 | 976 | 72.720 | 234.757 | 71.168 | 11.188 |

TABEL 1.12 TABLE
GAMBARAN UMUM PERGURUAN TINGGI (PT) NEGERI
 OVERVIEW OF PUBLIC HIGHER EDUCATION (HE)
 LINGKUP / SCOPE : KEMDIKTISAINTEK / MoHES
 STATUS / STATUS : NEGERI AKADEMIK / ACADEMIC PUBLIC
 TAHUN / YEAR : 2025

| Perguruan Tinggi <i>College</i> | Program Studi <i>Study Program</i> | Mahasiswa Baru <i>New Entrants</i> | Mahasiswa Terdaftar <i>Enrolled Students</i> | Lulusan <i>Graduates</i> | Dosen <i>Lecturers</i> |
|---|---------------------------------------|---------------------------------------|---|-----------------------------|---------------------------|
| (1) | (2) | (3) | (4) | (5) | (6) |
| Institut Pertanian Bogor | 174 | 9.667 | 37.288 | 10.629 | 1.383 |
| Institut Seni Budaya Indonesia Aceh | 9 | 126 | 451 | 64 | 86 |
| Institut Seni Budaya Indonesia Bandung | 16 | 665 | 2.910 | 464 | 251 |
| Institut Seni Budaya Indonesia Kalimantan Timur | 4 | - | - | - | - |
| Institut Seni Budaya Indonesia Sulawesi Selatan | 3 | - | - | - | - |
| Institut Seni Budaya Indonesia Tanah Papua | 5 | 39 | 535 | 14 | 32 |
| Institut Seni Indonesia Bali | 23 | - | 3.571 | 584 | 233 |
| Institut Seni Indonesia Padang Panjang | 27 | 1.046 | 4.033 | 554 | 293 |
| Institut Seni Indonesia Surakarta | 23 | 1.039 | 5.403 | 896 | 289 |
| Institut Seni Indonesia Yogyakarta | 29 | 1.851 | 7.289 | 1.051 | 407 |
| Institut Teknologi Bacharuddin Jusuf Habibie | 18 | 473 | 1.006 | - | 102 |
| Institut Teknologi Bandung | 139 | 7.841 | 28.414 | 8.409 | 1.427 |
| Institut Teknologi Kalimantan | 23 | 1.606 | 6.073 | 966 | 345 |
| Institut Teknologi Sepuluh Nopember | 107 | 8.754 | 29.147 | 6.668 | 1.152 |
| Institut Teknologi Sumatera | 42 | 4.480 | 20.925 | 3.337 | 804 |
| Universitas Airlangga | 199 | 12.822 | 45.885 | 10.823 | 1.885 |
| Universitas Andalas | 154 | 8.890 | 35.962 | 8.342 | 1.719 |
| Universitas Bangka Belitung | 36 | 2.278 | 8.763 | 1.264 | 452 |
| Universitas Bengkulu | 86 | 5.468 | 32.143 | 13.136 | 996 |
| Universitas Borneo Tarakan | 35 | 2.265 | 12.122 | 3.453 | 393 |
| Universitas Brawijaya | 198 | 17.943 | 77.815 | 18.041 | 2.299 |
| Universitas Cenderawasih | 91 | 5.657 | 48.930 | 4.570 | 991 |
| Universitas Diponegoro | 166 | 16.192 | 67.905 | 14.980 | 1.879 |
| Universitas Gadjah Mada | 294 | 19.128 | 65.945 | 17.563 | 3.078 |
| Universitas Halu Oleo | 116 | 9.351 | 56.855 | 17.261 | 1.615 |
| Universitas Hasanuddin | 239 | 15.908 | 52.817 | 12.778 | 2.170 |
| Universitas Indonesia | 271 | 16.119 | 55.982 | 14.209 | 2.428 |
| Universitas Jambi | 99 | 9.592 | 38.127 | 11.412 | 1.423 |
| Universitas Jember | 116 | 9.169 | 39.642 | 16.190 | 1.622 |
| Universitas Jenderal Soedirman | 103 | 8.710 | 28.517 | 5.459 | 1.409 |
| Universitas Khairun | 54 | 3.474 | 19.980 | 6.972 | 860 |
| Jumlah (1) | 2.899 | 200.553 | 834.435 | 210.089 | 32.023 |

TABEL LANJUTAN **1.12** TABLE CONTINUED
GAMBARAN UMUM PERGURUAN TINGGI (PT) NEGERI
OVERVIEW OF PUBLIC HIGHER EDUCATION (HE)
 LINGKUP / SCOPE : KEMDIKTI SAINTEK / MoHES
 STATUS / STATUS : NEGERI AKADEMIK / ACADEMIC PUBLIC
 TAHUN / YEAR : 2025

| Perguruan Tinggi College | Program Studi Study Program | Mahasiswa Baru New Entrants | Mahasiswa Terdaftar Enrolled Students | Lulusan Graduates | Dosen Lecturers |
|---|--------------------------------|--------------------------------|--|----------------------|--------------------|
| (1) | (2) | (3) | (4) | (5) | (6) |
| Universitas Lambung Mangkurat | 131 | 8.718 | 44.094 | 20.823 | 1.619 |
| Universitas Lampung | 128 | 8.913 | 39.306 | 14.970 | 1.531 |
| Universitas Malikussaleh | 50 | 4.617 | 23.394 | 6.011 | 768 |
| Universitas Maritim Raja Ali Haji (UMRAH) | 35 | 2.804 | 9.006 | 2.453 | 373 |
| Universitas Mataram | 78 | 7.373 | 37.474 | 19.924 | 1.597 |
| Universitas Mulawarman | 107 | 7.492 | 39.054 | 10.370 | 1.602 |
| Universitas Musamus Merauke | 34 | 2.010 | 19.060 | 4.245 | 450 |
| Universitas Negeri Gorontalo | 105 | 5.375 | 38.257 | 17.257 | 1.093 |
| Universitas Negeri Jakarta | 120 | 9.545 | 54.230 | 24.208 | 1.328 |
| Universitas Negeri Makassar | 136 | 12.857 | 77.254 | 33.700 | 1.886 |
| Universitas Negeri Malang | 158 | 12.368 | 66.034 | 41.132 | 1.196 |
| Universitas Negeri Manado | 70 | 2.513 | 19.211 | 10.181 | 876 |
| Universitas Negeri Medan | 90 | 8.554 | 53.313 | 24.997 | 1.260 |
| Universitas Negeri Padang | 155 | 13.221 | 54.657 | 35.798 | 1.590 |
| Universitas Negeri Semarang | 124 | 11.924 | 74.202 | 31.683 | 1.299 |
| Universitas Negeri Surabaya | 191 | 18.038 | 86.603 | 33.625 | 1.723 |
| Universitas Negeri Yogyakarta | 153 | 11.799 | 76.694 | 32.868 | 1.446 |
| Universitas Nusa Cendana | 69 | 6.374 | 53.036 | 15.531 | 1.266 |
| Universitas Padjadjaran | 211 | 11.587 | 41.301 | 9.150 | 1.974 |
| Universitas Palangka Raya | 63 | 3.844 | 26.213 | 8.585 | 1.059 |
| Universitas Papua | 65 | 2.320 | 14.004 | 933 | 603 |
| Universitas Pattimura | 114 | 6.122 | 37.987 | 11.614 | 1.367 |
| Universitas Pembangunan Nasional Veteran Jakarta | 44 | 4.977 | 17.472 | 3.227 | 819 |
| Universitas Pembangunan Nasional Veteran Jawa Timur | 40 | 6.212 | 26.477 | 3.803 | 835 |
| Universitas Pembangunan Nasional Veteran Yogyakarta | 35 | 6.006 | 21.697 | 3.654 | 598 |
| Universitas Pendidikan Ganesha | 79 | 5.105 | 30.905 | 19.312 | 682 |
| Universitas Pendidikan Indonesia | 178 | 12.519 | 67.690 | 30.256 | 1.624 |
| Universitas Riau | 116 | 8.365 | 42.486 | 13.763 | 1.590 |
| Universitas Sam Ratulangi | 93 | 5.795 | 32.042 | 5.399 | 1.433 |
| Universitas Samudra | 34 | 3.109 | 9.977 | 1.991 | 474 |
| Universitas Sebelas Maret | 213 | 13.271 | 74.717 | 31.395 | 2.040 |
| Jumlah (2) | 3.219 | 243.727 | 1.307.847 | 522.858 | 38.001 |

TABEL LANJUTAN **1.12** TABLE CONTINUED
GAMBARAN UMUM PERGURUAN TINGGI (PT) NEGERI
OVERVIEW OF PUBLIC HIGHER EDUCATION (HE)
 LINGKUP / SCOPE : KEMDIKTISAINTEK / MoHES
 STATUS / STATUS : NEGERI AKADEMIK / ACADEMIC PUBLIC
 TAHUN / YEAR : 2025

| Perguruan Tinggi College | Program Studi Study Program | Mahasiswa Baru New Entrants | Mahasiswa Teraftar Enrolled Students | Lulusan Graduates | Dosen Lecturers |
|---|--------------------------------|--------------------------------|---|----------------------|--------------------|
| (1) | (2) | (3) | (4) | (5) | (6) |
| Universitas Sembilanbelas November Kolaka | 30 | 1.411 | 9.251 | 1.253 | 365 |
| Universitas Siliwangi | 38 | 4.993 | 23.357 | 7.468 | 546 |
| Universitas Singaperbangsa Karawang | 44 | 4.101 | 20.119 | 4.908 | 691 |
| Universitas Sriwijaya | 125 | 9.929 | 39.780 | 16.447 | 1.942 |
| Universitas Sulawesi Barat | 46 | 2.535 | 15.379 | 1.472 | 713 |
| Universitas Sultan Ageng Tirtayasa | 73 | 7.520 | 32.629 | 10.314 | 1.107 |
| Universitas Sumatera Utara | 183 | 10.169 | 46.246 | 10.708 | 1.571 |
| Universitas Syiah Kuala | 157 | 9.741 | 47.398 | 18.668 | 2.032 |
| Universitas Tadulako | 97 | 10.046 | 52.255 | 14.125 | 1.576 |
| Universitas Tanjungpura | 102 | 8.073 | 44.138 | 14.647 | 1.259 |
| Universitas Terbuka | 50 | 256.040 | 1.625.277 | 83.288 | 752 |
| Universitas Teuku Umar | 32 | 1.849 | 8.541 | 1.191 | 493 |
| Universitas Tidar | 33 | 4.014 | 16.430 | 4.823 | 479 |
| Universitas Timor | 17 | 1.877 | 10.626 | 1.423 | 323 |
| Universitas Trunodjoyo Madura | 39 | 4.140 | 21.830 | 5.745 | 692 |
| Universitas Udayana | 137 | 8.584 | 36.093 | 7.488 | 1.932 |
| Jumlah (3) | 1.203 | 345.022 | 2.049.349 | 203.968 | 16.473 |
| Pendidikan Tinggi Akademik | 7.321 | 789.302 | 4.191.631 | 936.915 | 86.497 |

TABEL 1.13 TABLE

GAMBARAN UMUM PERGURUAN TINGGI (PT) NEGERI
OVERVIEW OF PUBLIC HIGHER EDUCATION (HE)
 LINGKUP / SCOPE : KEMDIKTISAINTEK / MoHES
 STATUS / STATUS : NEGERI VOKASI / VOCATIONAL PUBLIC
 TAHUN / YEAR : 2025

| Perguruan Tinggi <i>College</i> | Program Studi <i>Study Program</i> | Mahasiswa Baru <i>New Entrants</i> | Mahasiswa Terdaftar <i>Enrolled Students</i> | Lulusan <i>Graduates</i> | Dosen <i>Lecturers</i> |
|---|---------------------------------------|---------------------------------------|---|-----------------------------|---------------------------|
| (1) | (2) | (3) | (4) | (5) | (6) |
| Akademi Komunitas Negeri Aceh Barat | 3 | 100 | 175 | 25 | 25 |
| Akademi Komunitas Negeri Pacitan | 3 | 74 | 184 | 69 | 22 |
| Akademi Komunitas Negeri Putra Sang Fajar Blitar | 4 | 141 | 264 | 119 | 28 |
| Akademi Komunitas Negeri Rejang Lebong | 3 | 47 | 86 | 39 | 26 |
| Akademi Komunitas Negeri Seni dan Budaya Yogyakarta | 3 | 88 | 87 | - | 21 |
| Politeknik Elektronika Negeri Surabaya | 25 | 1.661 | 5.200 | 1.076 | 253 |
| Politeknik Manufaktur Bandung | 19 | 757 | 2.189 | 364 | 146 |
| Politeknik Manufaktur Negeri Bangka Belitung | 9 | 452 | 1.384 | 578 | 123 |
| Politeknik Maritim Negeri Indonesia | 7 | 130 | 543 | 104 | 51 |
| Politeknik Negeri Ambon | 23 | 762 | 3.637 | 558 | 241 |
| Politeknik Negeri Bali | 36 | 2.507 | 8.346 | 65 | 565 |
| Politeknik Negeri Balikpapan | 12 | 571 | 2.009 | 428 | 109 |
| Politeknik Negeri Bandung | 40 | 2.596 | 8.333 | 1.835 | 596 |
| Politeknik Negeri Banjarmasin | 22 | 1.296 | 4.172 | 1.036 | 228 |
| Politeknik Negeri Banyuwangi | 19 | 1.045 | 3.721 | 886 | 168 |
| Politeknik Negeri Batam | 25 | 3.308 | 12.129 | 1.859 | 317 |
| Politeknik Negeri Bengkalis | 21 | 1.069 | 3.929 | 861 | 182 |
| Politeknik Negeri Cilacap | 13 | 945 | 2.239 | 341 | 126 |
| Politeknik Negeri Fakfak | 8 | 318 | 1.168 | 366 | 53 |
| Politeknik Negeri Indramayu | 11 | 829 | 2.178 | 474 | 100 |
| Politeknik Negeri Jakarta | 39 | 2.712 | 9.751 | 2.580 | 452 |
| Politeknik Negeri Jember | 40 | 2.430 | 11.265 | 2.245 | 462 |
| Politeknik Negeri Ketapang | 9 | 443 | 1.414 | 381 | 88 |
| Politeknik Negeri Kupang | 17 | 1.813 | 8.947 | 1.238 | 249 |
| Politeknik Negeri Lampung | 37 | 2.042 | 6.314 | 917 | 456 |
| Politeknik Negeri Lhokseumawe | 28 | 1.545 | 5.670 | 904 | 314 |
| Politeknik Negeri Madiun | 15 | 1.305 | 3.440 | 716 | 144 |
| Politeknik Negeri Madura | 7 | 325 | 862 | 277 | 78 |
| Politeknik Negeri Malang | 48 | 3.931 | 14.681 | 3.551 | 689 |
| Politeknik Negeri Manado | 23 | 1.556 | 5.551 | 1.094 | 320 |
| Politeknik Negeri Medan | 30 | 2.952 | 8.486 | 1.962 | 422 |
| Jumlah (1) | 599 | 39.750 | 138.354 | 26.948 | 7.054 |

TABEL LANJUTAN **1.13** TABLE CONTINUED
GAMBARAN UMUM PERGURUAN TINGGI (PT) NEGERI
OVERVIEW OF PUBLIC HIGHER EDUCATION (HE)
 LINGKUP / SCOPE : KEMDIKTISAINTEK / MoHES
 STATUS / STATUS : NEGERI VOKASI / VOCATIONAL PUBLIC
 TAHUN / YEAR : 2025

| Perguruan Tinggi College | Program Studi Study Program | Mahasiswa Baru New Entrants | Mahasiswa Terdaftar Enrolled Students | Lulusan Graduates | Dosen Lecturers |
|--|--------------------------------|--------------------------------|--|----------------------|--------------------|
| (1) | (2) | (3) | (4) | (5) | (6) |
| Politeknik Negeri Media Kreatif | 25 | 1.644 | 5.192 | 1.100 | 199 |
| Politeknik Negeri Nunukan | 4 | 126 | 363 | 121 | 34 |
| Politeknik Negeri Nusa Utara | 5 | 183 | 955 | 146 | 60 |
| Politeknik Negeri Padang | 37 | 2.394 | 8.027 | 1.688 | 453 |
| Politeknik Negeri Pontianak | 41 | 2.715 | 8.704 | 2.154 | 435 |
| Politeknik Negeri Samarinda | 31 | 2.089 | 7.293 | 1.649 | 309 |
| Politeknik Negeri Sambas | 11 | 668 | 2.600 | 542 | 125 |
| Politeknik Negeri Semarang | 27 | 2.813 | 8.219 | 1.856 | 401 |
| Politeknik Negeri Sriwijaya | 41 | 3.412 | 10.961 | 2.819 | 628 |
| Politeknik Negeri Subang | 7 | 442 | 1.238 | 207 | 114 |
| Politeknik Negeri Tanah Laut | 10 | 524 | 1.702 | 470 | 185 |
| Politeknik Negeri Ujung Pandang | 46 | 2.080 | 7.233 | 1.598 | 490 |
| Politeknik Perikanan Negeri Tual | 10 | 240 | 2.204 | 263 | 109 |
| Politeknik Perkapalan Negeri Surabaya | 18 | 1.557 | 4.909 | 827 | 263 |
| Politeknik Pertanian Negeri Kupang | 15 | 665 | 3.808 | 825 | 210 |
| Politeknik Pertanian Negeri Pangkajene Kepulauan | 25 | 366 | 1.695 | 491 | 216 |
| Politeknik Pertanian Negeri Payakumbuh | 20 | 678 | 2.106 | 556 | 227 |
| Politeknik Pertanian Negeri Samarinda | 14 | 335 | 1.278 | 303 | 128 |
| Jumlah (2) | 387 | 22.931 | 78.487 | 17.615 | 4.586 |
| Pendidikan Tinggi Vokasi | 986 | 62.681 | 216.841 | 44.563 | 11.640 |
| Kemdiktisaintek | 8.307 | 851.983 | 4.408.472 | 981.478 | 98.137 |

TABEL 1.14 TABLE
GAMBARAN UMUM LLDIKTI
 OVERVIEW OF OF REGIONAL OFFICE
 LINGKUP / SCOPE : KEMDIKTISAINTEK / MoHEST
 STATUS / STATUS : SWASTA / PRIVATE
 TAHUN / YEAR : 2025

| LLDIkti Regional Office | Program Study Study Program | Mahasiswa Baru New Entrants | Mahasiswa Terdaftar Enrolled Students | Lulusan Graduates | Dosen Lecturers |
|----------------------------|--------------------------------|--------------------------------|--|----------------------|--------------------|
| (1) | (2) | (3) | (4) | (5) | (6) |
| LLDIKTI I | 1.309 | 67.618 | 336.200 | 84.645 | 11.351 |
| LLDIKTI II | 1.011 | 42.019 | 202.248 | 44.790 | 8.293 |
| LLDIKTI III | 2.021 | 145.553 | 675.135 | 156.577 | 24.574 |
| LLDIKTI IV | 3.087 | 194.054 | 889.447 | 198.136 | 29.212 |
| LLDIKTI V | 816 | 49.033 | 267.524 | 81.228 | 7.915 |
| LLDIKTI VI | 1.833 | 92.025 | 485.361 | 144.482 | 14.454 |
| LLDIKTI VII | 2.611 | 114.735 | 591.212 | 182.300 | 21.090 |
| LLDIKTI VIII | 816 | 39.193 | 196.598 | 61.557 | 7.851 |
| LLDIKTI IX | 1.537 | 63.690 | 334.867 | 78.864 | 13.215 |
| LLDIKTI X | 671 | 27.834 | 132.390 | 29.467 | 5.369 |
| LLDIKTI XI | 781 | 39.815 | 177.543 | 33.357 | 6.803 |
| LLDIKTI XII | 277 | 7.661 | 46.310 | 5.550 | 1.965 |
| LLDIKTI XIII | 385 | 16.264 | 80.555 | 20.403 | 3.251 |
| LLDIKTI XIV | 372 | 13.443 | 76.026 | 6.965 | 2.424 |
| LLDIKTI XV | 346 | 20.590 | 92.512 | 17.230 | 2.817 |
| LLDIKTI XVI | 526 | 17.004 | 98.483 | 13.277 | 3.861 |
| LLDIKTI XVII | 624 | 33.179 | 151.062 | 31.096 | 5.193 |
| Jumlah | 19.023 | 983.710 | 4.833.473 | 1.189.924 | 169.638 |

TABEL 1.15 TABLE
GAMBARAN UMUM LLDIKTI
 OVERVIEW OF OF REGIONAL OFFICE
 LINGKUP / SCOPE : KEMDIKTISAINTEK / MoHES
 STATUS / STATUS : SWASTA AKADEMIK / ACADEMIC PRIVATE
 TAHUN / YEAR : 2025

| LLDIkti Regional Office | Program Study Study Program | Mahasiswa Baru New Entrants | Mahasiswa Terdaftar Enrolled Students | Lulusan Graduates | Dosen Lecturers |
|----------------------------|--------------------------------|--------------------------------|--|----------------------|--------------------|
| (1) | (2) | (3) | (4) | (5) | (6) |
| LLDIKTI I | 1.183 | 64.328 | 324.031 | 82.473 | 10.609 |
| LLDIKTI II | 956 | 40.939 | 198.933 | 43.851 | 7.973 |
| LLDIKTI III | 1.887 | 141.451 | 659.858 | 152.769 | 23.675 |
| LLDIKTI IV | 2.747 | 184.125 | 855.769 | 189.556 | 27.054 |
| LLDIKTI V | 742 | 46.292 | 258.687 | 78.473 | 7.405 |
| LLDIKTI VI | 1.663 | 88.338 | 470.877 | 141.047 | 13.425 |
| LLDIKTI VII | 2.476 | 112.023 | 582.458 | 179.896 | 20.350 |
| LLDIKTI VIII | 764 | 37.864 | 192.933 | 59.921 | 7.511 |
| LLDIKTI IX | 1.389 | 60.272 | 322.325 | 76.243 | 12.290 |
| LLDIKTI X | 616 | 26.613 | 128.443 | 28.414 | 5.062 |
| LLDIKTI XI | 652 | 37.006 | 166.935 | 31.268 | 6.097 |
| LLDIKTI XII | 262 | 7.479 | 44.920 | 5.384 | 1.883 |
| LLDIKTI XIII | 345 | 14.770 | 75.763 | 19.739 | 2.938 |
| LLDIKTI XIV | 341 | 12.710 | 71.973 | 6.529 | 2.249 |
| LLDIKTI XV | 320 | 19.807 | 89.678 | 16.815 | 2.668 |
| LLDIKTI XVI | 488 | 15.975 | 94.908 | 12.538 | 3.658 |
| LLDIKTI XVII | 570 | 31.374 | 145.755 | 30.331 | 4.899 |
| Jumlah | 17.401 | 941.366 | 4.684.246 | 1.155.247 | 159.746 |

TABEL 1.16 TABLE
GAMBARAN UMUM LLDIKTI
 OVERVIEW OF OF REGIONAL OFFICE
 LINGKUP / SCOPE : KEMDIKTISAINTEK / MoHEST
 STATUS / STATUS : SWASTA VOKASI / VOCATIONAL PRIVATE
 TAHUN / YEAR : 2025

| LLDIkti Regional Office | Program Study Study Program | Mahasiswa Baru New Entrants | Mahasiswa Terdaftar Enrolled Students | Lulusan Graduates | Dosen Lecturers |
|----------------------------|--------------------------------|--------------------------------|--|----------------------|--------------------|
| (1) | (2) | (3) | (4) | (5) | (6) |
| LLDIKTI I | 126 | 3.290 | 12.169 | 2.172 | 742 |
| LLDIKTI II | 55 | 1.080 | 3.315 | 939 | 320 |
| LLDIKTI III | 134 | 4.102 | 15.277 | 3.808 | 899 |
| LLDIKTI IV | 340 | 9.929 | 33.678 | 8.580 | 2.158 |
| LLDIKTI V | 74 | 2.741 | 8.837 | 2.755 | 510 |
| LLDIKTI VI | 170 | 3.687 | 14.484 | 3.435 | 1.029 |
| LLDIKTI VII | 135 | 2.712 | 8.754 | 2.404 | 740 |
| LLDIKTI VIII | 52 | 1.329 | 3.665 | 1.636 | 340 |
| LLDIKTI IX | 148 | 3.418 | 12.542 | 2.621 | 925 |
| LLDIKTI X | 55 | 1.221 | 3.947 | 1.053 | 307 |
| LLDIKTI XI | 129 | 2.809 | 10.608 | 2.089 | 706 |
| LLDIKTI XII | 15 | 182 | 1.390 | 166 | 82 |
| LLDIKTI XIII | 40 | 1.494 | 4.792 | 664 | 313 |
| LLDIKTI XIV | 31 | 733 | 4.053 | 436 | 175 |
| LLDIKTI XV | 26 | 783 | 2.834 | 415 | 149 |
| LLDIKTI XVI | 38 | 1.029 | 3.575 | 739 | 203 |
| LLDIKTI XVII | 54 | 1.805 | 5.307 | 765 | 294 |
| Jumlah | 1.622 | 42.344 | 149.227 | 34.677 | 9.892 |

The background is a vibrant blue with a 3D perspective effect. It features a grid of squares that appear to be floating or layered, creating a sense of depth and movement. The squares are slightly offset from each other, giving the impression of a digital or architectural structure.

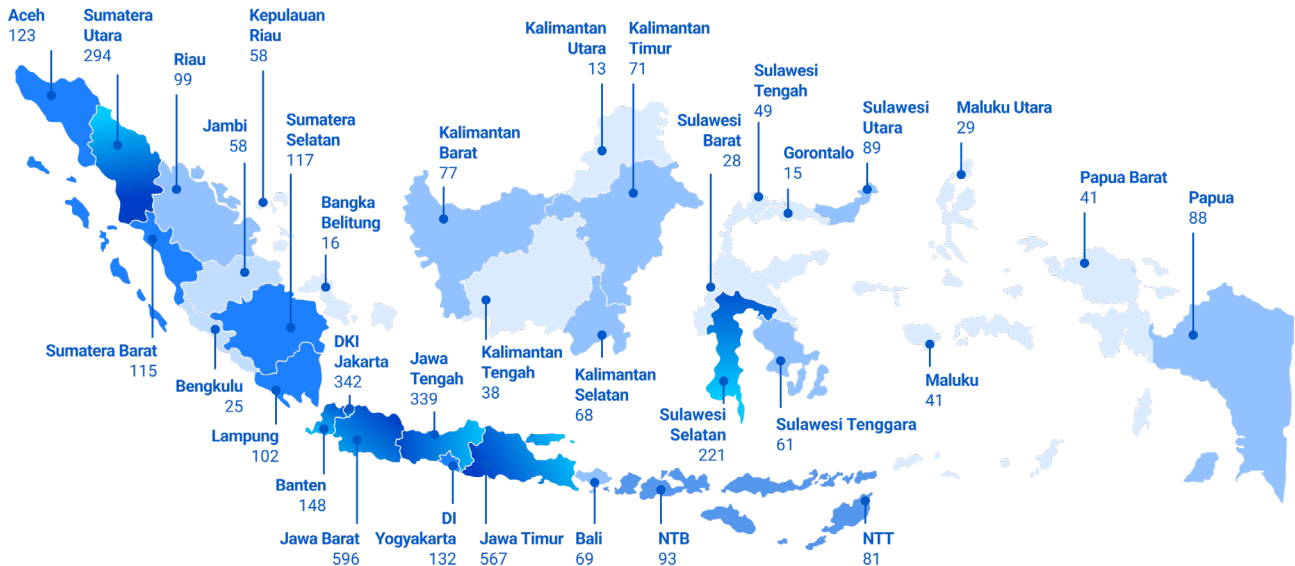
Lembaga

Institutions

2

Statistik kelembagaan pendidikan tinggi tahun 2025 menyajikan gambaran komprehensif terkait dengan profil institusi di Indonesia. Peta distribusi lokasi perguruan tinggi di seluruh Indonesia mencerminkan tingkat aksesibilitas dan konsentrasi layanan pendidikan tinggi di berbagai wilayah strategis nasional.

Higher education institutional statistics for 2025 provide a comprehensive overview of the institutional landscape in Indonesia. The spatial distribution of higher education institutions across Indonesia reflects varying levels of accessibility as well as the concentration of higher education services within nationally strategic regions.

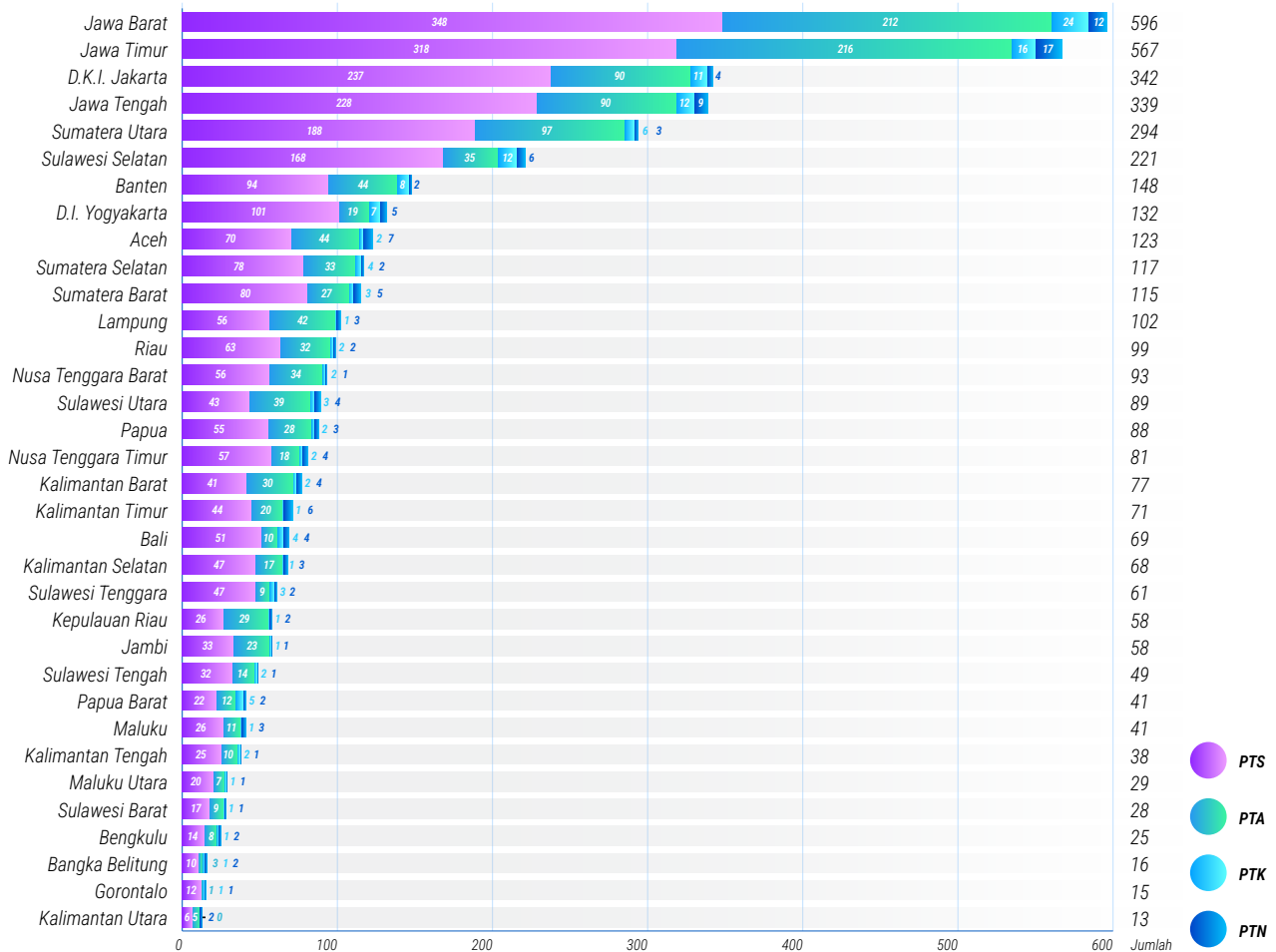


GRAFIK 2.1 GRAPHIC

JUMLAH PERGURUAN TINGGI BERDASARKAN PROVINSI
NUMBER OF HIGHER EDUCATION INSTITUTIONS BY PROVINCE

Berdasarkan sebaran geografis, Provinsi Jawa Barat dan Jawa Timur secara konsisten mempertahankan posisinya sebagai wilayah dengan jumlah perguruan tinggi terbesar di Indonesia, dengan masing-masing mencatatkan jumlah sebanyak 596 dan 567 lembaga. Kendati kedua provinsi ini tetap mendominasi secara kuantitas, data menunjukkan adanya penurunan jumlah lembaga jika dibandingkan dengan tahun 2024.

Based on geographical distribution, West Java and East Java consistently record the highest numbers of higher education institutions, accounting for 596 and 567 institutions, respectively. Despite maintaining their dominant positions in terms of quantity, the data indicate a decline in the number of institutions in both provinces compared to 2024.

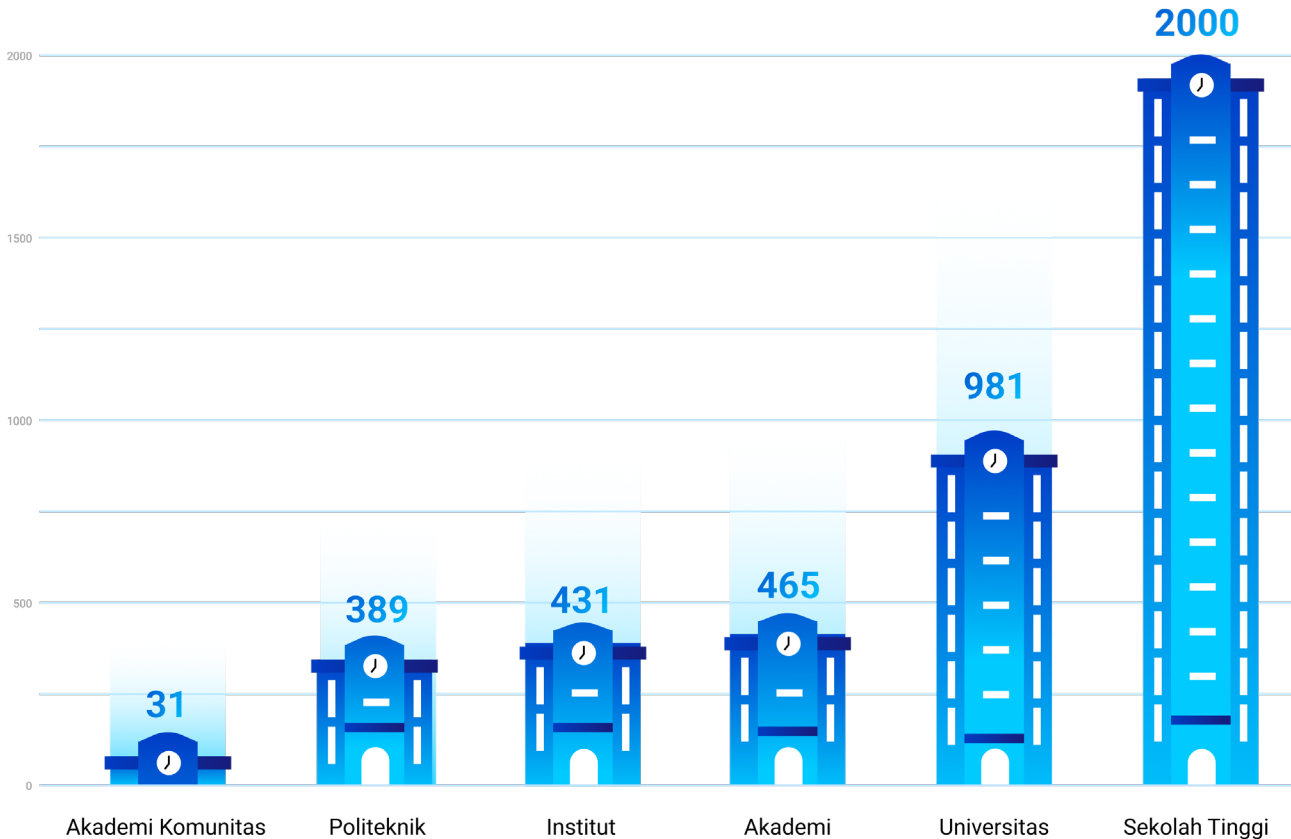


GRAFIK 2.2 GRAPHIC

JUMLAH PERGURUAN TINGGI BERDASARKAN PROVINSI DAN KELOMPOK
 NUMBER OF HIGHER EDUCATION INSTITUTIONS BY PROVINCE AND INSTITUTIONAL CATEGORY

Adapun provinsi di Indonesia yang masuk dalam 5 besar dengan jumlah lembaga terbanyak pada tahun 2025 adalah Provinsi Jawa Barat, Jawa Timur, D.K.I Jakarta, Jawa Tengah, dan Provinsi Sumatera Utara dengan kelompok Perguruan Tinggi Swasta yang mendominasi di bawah naungan Kemdiktisaintek. Komposisi ini hampir merata di seluruh wilayah provinsi di Indonesia. Dari grafik di atas juga menunjukkan bahwa setiap provinsi telah memiliki perguruan tinggi negeri yang aktif.

Overall, the five provinces with the largest numbers of higher education institutions in Indonesia are West Java, East Java, the Special Capital Region of Jakarta, Central Java, and North Sumatra, with private higher education institutions predominating under the administration of Kemdiktisaintek. This composition is nearly evenly distributed across provinces in Indonesia. The graph further shows that public higher education institutions are present in every province.

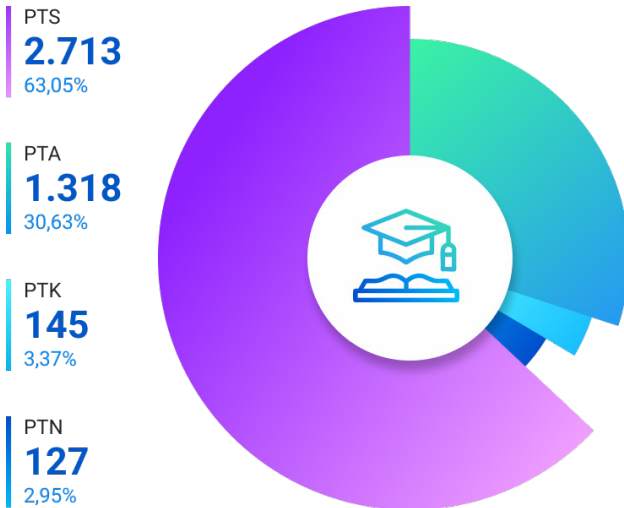


GRAFIK 2.3 GRAPHIC

JUMLAH PERGURUAN TINGGI BERDASARKAN BENTUK PENDIDIKAN
 NUMBER OF HIGHER EDUCATION INSTITUTIONS BY INSTITUTIONAL FORM

Berdasarkan bentuk pendidikan, komposisi kelembagaan perguruan tinggi menunjukkan dominasi sekolah tinggi dengan jumlah 2.000 lembaga, diikuti oleh universitas sebanyak 981 lembaga. Sementara itu, jumlah akademi tercatat sebanyak 465 lembaga dan institut sebanyak 437 lembaga dengan selisih yang relatif tipis di antara keduanya. Jumlah perguruan tinggi berdasarkan bentuk pendidikan lainnya adalah politeknik dengan jumlah 289 lembaga, sedangkan akademi komunitas merupakan bentuk kelembagaan dengan jumlah paling sedikit, yakni 31 lembaga. Data ini menunjukkan bahwa perguruan tinggi di Indonesia masih didominasi oleh bentuk sekolah tinggi, dengan distribusi yang cukup beragam pada jenis kelembagaan lainnya.

Based on institutional form, the composition of higher education institutions in Indonesia shows that schools of higher learning constitute the largest institutional form, totaling approximately 2,000 institutions, followed by universities with 981 institutions. Academies number 465 institutions, while institutes total 437 institutions, indicating a relatively small difference between the two forms. Other forms of higher education institutions include polytechnics, which comprise 289 institutions, whereas community colleges represent the smallest number, with 31 institutions. These data indicate that the higher education institutions in Indonesia remain predominantly in the form of schools of higher learning, alongside a relatively diverse distribution across other institutional forms.



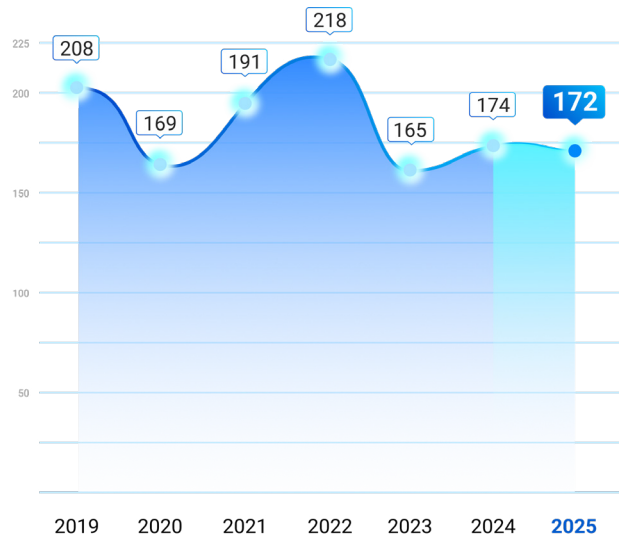
GRAFIK 2.4 GRAPHIC

PROPORSI PERGURUAN TINGGI BERDASARKAN KELOMPOK

PROPORTION OF HIGHER EDUCATION INSTITUTIONS BY INSTITUTIONAL CATEGORY

Sementara itu, jika ditinjau berdasarkan kelompok, komposisi perguruan tinggi di Indonesia didominasi oleh Perguruan Tinggi Swasta (PTS) dengan proporsi sebesar 63,05%. Perguruan Tinggi Agama (PTA) menempati posisi berikutnya dengan persentase 30,63%. Pada Perguruan Tinggi Kedinasan (PTK) dan Perguruan Tinggi Negeri (PTN), memiliki proporsi yang relatif kecil, masing-masing sebesar 3,37% dan 2,95%. Data ini menunjukkan bahwa sektor swasta masih memegang peranan dominan dalam penyelenggaraan pendidikan tinggi di Indonesia, sementara PTN maupun kedinasan lebih terbatas.

Berdasarkan grafik penambahan perguruan tinggi dari rentang tahun 2019-2025, tidak terjadi perubahan jumlah yang terlalu signifikan, khususnya pada tahun 2024 dan 2025. Tercatat sebanyak 172 perguruan tinggi yang baru mulai beroperasi pada tahun 2025, hanya berbeda dua angka dari tahun 2024, yakni 174 perguruan tinggi. Selain pendirian baru, penambahan tersebut juga merupakan hasil pengajuan perubahan kelembagaan terhadap 208 perguruan tinggi lama yang telah selesai diproses.



GRAFIK 2.5 GRAPHIC

PERKEMBANGAN PENDATAAN PERGURUAN TINGGI BARU TAHUN 2019-2025

NEWLY ESTABLISHED HIGHER EDUCATION INSTITUTIONS, 2019-2025

Meanwhile, when examined by institutional category, the composition of higher education institutions in Indonesia is dominated by private higher education institutions, which account for 63.05 percent of the total. Religious higher education institutions constitute the second largest share, at 30.63 percent. government higher education institutions and public higher education institutions account for relatively smaller proportions, at 3.37 percent and 2.95 percent, respectively. These data indicate that the private sector plays a dominant role in the provision of higher education in Indonesia, while public and government institutions remain more limited in number.

Based on the graph depicting newly established higher education institutions between 2019 and 2025, no substantial changes in the number of new institutions are observed, particularly in 2024 and 2025. In 2025, a total of 172 new higher education institutions commenced operations, differing by only two institutions from the 174 institutions recorded in 2024. In addition to new establishments, the increase also resulted from the completion of institutional restructuring applications involving 208 existing institutions.

TABEL 2.1 TABLE
JUMLAH LEMBAGA PERGURUAN TINGGI (PT) MENURUT BENTUK PENDIDIKAN TIAP PROVINSI
NUMBER OF HIGHER EDUCATION (HE) INSTITUTIONS BASED ON FORM OF EDUCATION BY PROVINCE
 LINGKUP / SCOPE : NASIONAL / NATIONAL
 STATUS / STATUS : NEGERI+SWASTA / PUBLIC+PRIVATE
 TAHUN / YEAR : 2025

| Provinsi <i>Province</i> | Universitas <i>University</i> | Institut <i>Institute</i> | Sekolah Tinggi <i>Sch. of High Learning</i> | Akademi <i>Academy</i> | Akademi Komunitas <i>Community College</i> | Politeknik <i>Polytechnic</i> | Jumlah <i>Total</i> |
|-----------------------------|----------------------------------|------------------------------|--|---------------------------|---|----------------------------------|------------------------|
| (1) | (2) | (3) | (4) | (5) | (6) | (7) | (8) |
| D.K.I. Jakarta | 77 | 35 | 158 | 46 | 1 | 25 | 342 |
| Jawa Barat | 116 | 54 | 300 | 59 | 1 | 66 | 596 |
| Banten | 42 | 11 | 65 | 13 | - | 17 | 148 |
| Jawa Tengah | 91 | 25 | 139 | 37 | 5 | 42 | 339 |
| D.I. Yogyakarta | 34 | 9 | 49 | 24 | 2 | 14 | 132 |
| Jawa Timur | 149 | 67 | 260 | 46 | 9 | 36 | 567 |
| Aceh | 26 | 3 | 65 | 20 | 1 | 8 | 123 |
| Sumatera Utara | 60 | 24 | 148 | 43 | - | 19 | 294 |
| Sumatera Barat | 27 | 7 | 48 | 25 | - | 8 | 115 |
| Riau | 17 | 27 | 38 | 11 | - | 6 | 99 |
| Kepulauan Riau | 9 | 6 | 36 | 1 | 1 | 5 | 58 |
| Jambi | 15 | 15 | 20 | 6 | - | 2 | 58 |
| Sumatera Selatan | 30 | 11 | 57 | 10 | 1 | 8 | 117 |
| Bangka Belitung | 4 | 4 | 3 | - | 1 | 4 | 16 |
| Bengkulu | 7 | 1 | 11 | 3 | 1 | 2 | 25 |
| Lampung | 23 | 13 | 52 | 10 | - | 4 | 102 |
| Kalimantan Barat | 10 | 7 | 43 | 11 | - | 6 | 77 |
| Kalimantan Tengah | 9 | 3 | 17 | 3 | - | 6 | 38 |
| Kalimantan Selatan | 11 | 4 | 33 | 7 | 1 | 12 | 68 |
| Kalimantan Timur | 10 | 6 | 39 | 5 | 1 | 10 | 71 |
| Kalimantan Utara | 2 | - | 7 | - | - | 4 | 13 |
| Sulawesi Utara | 14 | 8 | 52 | 9 | 1 | 5 | 89 |
| Gorontalo | 9 | 2 | 1 | - | - | 3 | 15 |
| Sulawesi Tengah | 10 | 1 | 27 | 6 | - | 5 | 49 |
| Sulawesi Selatan | 53 | 34 | 77 | 33 | 2 | 22 | 221 |
| Sulawesi Barat | 7 | 3 | 16 | 1 | - | 1 | 28 |
| Sulawesi Tenggara | 14 | 12 | 17 | 9 | 1 | 8 | 61 |
| Maluku | 10 | 3 | 23 | 2 | - | 3 | 41 |
| Maluku Utara | 9 | 3 | 11 | 3 | - | 3 | 29 |
| Bali | 19 | 12 | 22 | 4 | 1 | 11 | 69 |
| Nusa Tenggara Barat | 21 | 12 | 48 | 6 | 1 | 5 | 93 |
| Nusa Tenggara Timur | 19 | 7 | 41 | 6 | - | 8 | 81 |
| Papua | 17 | 7 | 54 | 6 | - | 4 | 88 |
| Papua Barat | 10 | 1 | 23 | - | - | 7 | 41 |
| INDONESIA | 981 | 437 | 2.000 | 465 | 31 | 389 | 4.303 |

TABEL 2.2 TABLE
JUMLAH LEMBAGA PERGURUAN TINGGI (PT) MENURUT BENTUK PENDIDIKAN TIAP PROVINSI
NUMBER OF HIGHER EDUCATION (HE) INSTITUTIONS BASED ON FORM OF EDUCATION BY PROVINCE
 LINGKUP / SCOPE : KEMDIKTISAINTEK / MoHES
 STATUS / STATUS : NEGERI+SWASTA / PUBLIC+PRIVATE
 TAHUN / YEAR : 2025

| Provinsi Province | Universitas University | Institut Institute | Sekolah Tinggi Sch. of High Learning | Akademi Academy | Akademi Komunitas Community College | Politeknik Polytechnic | Jumlah Total |
|----------------------|---------------------------|-----------------------|---|--------------------|--|---------------------------|-----------------|
| (1) | (2) | (3) | (4) | (5) | (6) | (7) | (8) |
| D.K.I. Jakarta | 76 | 27 | 74 | 46 | 1 | 17 | 241 |
| Jawa Barat | 106 | 25 | 121 | 55 | 1 | 52 | 360 |
| Banten | 39 | 6 | 28 | 13 | - | 10 | 96 |
| Jawa Tengah | 85 | 13 | 66 | 34 | 5 | 34 | 237 |
| D.I. Yogyakarta | 33 | 7 | 31 | 22 | 2 | 11 | 106 |
| Jawa Timur | 126 | 30 | 103 | 40 | 9 | 27 | 335 |
| Aceh | 22 | 1 | 27 | 20 | 1 | 6 | 77 |
| Sumatera Utara | 57 | 17 | 60 | 43 | - | 14 | 191 |
| Sumatera Barat | 24 | 4 | 27 | 25 | - | 5 | 85 |
| Riau | 16 | 14 | 20 | 11 | - | 4 | 65 |
| Kepulauan Riau | 9 | 4 | 9 | 1 | 1 | 4 | 28 |
| Jambi | 11 | 4 | 12 | 6 | - | 1 | 34 |
| Sumatera Selatan | 28 | 7 | 31 | 9 | 1 | 4 | 80 |
| Bangka Belitung | 4 | 3 | 1 | - | 1 | 3 | 12 |
| Bengkulu | 6 | - | 5 | 3 | 1 | 1 | 16 |
| Lampung | 18 | 9 | 19 | 10 | - | 3 | 59 |
| Kalimantan Barat | 9 | 6 | 15 | 10 | - | 5 | 45 |
| Kalimantan Tengah | 8 | 1 | 10 | 2 | - | 5 | 26 |
| Kalimantan Selatan | 10 | 2 | 19 | 7 | 1 | 11 | 50 |
| Kalimantan Timur | 9 | 5 | 22 | 4 | 1 | 9 | 50 |
| Kalimantan Utara | 2 | - | 2 | - | - | 4 | 8 |
| Sulawesi Utara | 14 | 4 | 17 | 9 | 1 | 2 | 47 |
| Gorontalo | 9 | 1 | 1 | - | - | 2 | 13 |
| Sulawesi Tengah | 9 | 1 | 14 | 6 | - | 3 | 33 |
| Sulawesi Selatan | 49 | 25 | 54 | 31 | 1 | 14 | 174 |
| Sulawesi Barat | 6 | 3 | 8 | 1 | - | - | 18 |
| Sulawesi Tenggara | 14 | 9 | 11 | 8 | - | 7 | 49 |
| Maluku | 9 | 1 | 15 | 2 | - | 2 | 29 |
| Maluku Utara | 9 | 2 | 5 | 3 | - | 2 | 21 |
| Bali | 18 | 11 | 14 | 4 | 1 | 7 | 55 |
| Nusa Tenggara Barat | 19 | 5 | 23 | 6 | 1 | 3 | 57 |
| Nusa Tenggara Timur | 19 | 6 | 24 | 6 | - | 6 | 61 |
| Papua | 17 | 6 | 27 | 6 | - | 2 | 58 |
| Papua Barat | 10 | - | 11 | - | - | 3 | 24 |
| INDONESIA | 900 | 259 | 926 | 443 | 29 | 283 | 2.840 |

TABEL 2.3 TABLE
JUMLAH LEMBAGA PERGURUAN TINGGI (PT) MENURUT BENTUK PENDIDIKAN TIAP PROVINSI
NUMBER OF HIGHER EDUCATION (HE) INSTITUTIONS BASED ON FORM OF EDUCATION BY PROVINCE
 LINGKUP / SCOPE : KEMDIKTISAINTEK / MoHEST
 STATUS / STATUS : NEGERI / PUBLIC
 TAHUN / YEAR : 2025

| Provinsi <i>Province</i> | Universitas <i>University</i> | Institut <i>Institute</i> | Sekolah Tinggi <i>Sch. of High Learning</i> | Akademi <i>Academy</i> | Akademi Komunitas <i>Community College</i> | Politeknik <i>Polytechnic</i> | Jumlah <i>Total</i> |
|-----------------------------|----------------------------------|------------------------------|--|---------------------------|---|----------------------------------|------------------------|
| (1) | (2) | (3) | (4) | (5) | (6) | (7) | (8) |
| D.K.I. Jakarta | 3 | - | - | - | - | 1 | 4 |
| Jawa Barat | 4 | 3 | - | - | - | 5 | 12 |
| Banten | 2 | - | - | - | - | - | 2 |
| Jawa Tengah | 5 | 1 | - | - | - | 3 | 9 |
| D.I. Yogyakarta | 3 | 1 | - | - | 1 | - | 5 |
| Jawa Timur | 7 | 1 | - | - | 2 | 7 | 17 |
| Aceh | 4 | 1 | - | - | 1 | 1 | 7 |
| Sumatera Utara | 2 | - | - | - | - | 1 | 3 |
| Sumatera Barat | 2 | 1 | - | - | - | 2 | 5 |
| Riau | 1 | - | - | - | - | 1 | 2 |
| Kepulauan Riau | 1 | - | - | - | - | 1 | 2 |
| Jambi | 1 | - | - | - | - | - | 1 |
| Sumatera Selatan | 1 | - | - | - | - | 1 | 2 |
| Bangka Belitung | 1 | - | - | - | - | 1 | 2 |
| Bengkulu | 1 | - | - | - | 1 | - | 2 |
| Lampung | 1 | 1 | - | - | - | 1 | 3 |
| Kalimantan Barat | 1 | - | - | - | - | 3 | 4 |
| Kalimantan Tengah | 1 | - | - | - | - | - | 1 |
| Kalimantan Selatan | 1 | - | - | - | - | 2 | 3 |
| Kalimantan Timur | 1 | 2 | - | - | - | 3 | 6 |
| Kalimantan Utara | 1 | - | - | - | - | 1 | 2 |
| Sulawesi Utara | 2 | - | - | - | - | 2 | 4 |
| Gorontalo | 1 | - | - | - | - | - | 1 |
| Sulawesi Tengah | 1 | - | - | - | - | - | 1 |
| Sulawesi Selatan | 2 | 2 | - | - | - | 2 | 6 |
| Sulawesi Barat | 1 | - | - | - | - | - | 1 |
| Sulawesi Tenggara | 2 | - | - | - | - | - | 2 |
| Maluku | 1 | - | - | - | - | 2 | 3 |
| Maluku Utara | 1 | - | - | - | - | - | 1 |
| Bali | 2 | 1 | - | - | - | 1 | 4 |
| Nusa Tenggara Barat | 1 | - | - | - | - | - | 1 |
| Nusa Tenggara Timur | 2 | - | - | - | - | 2 | 4 |
| Papua | 2 | 1 | - | - | - | - | 3 |
| Papua Barat | 1 | - | - | - | - | 1 | 2 |
| INDONESIA | 63 | 15 | - | - | 5 | 44 | 127 |

TABEL 2.4 TABLE
JUMLAH LEMBAGA PERGURUAN TINGGI (PT) MENURUT BENTUK PENDIDIKAN TIAP PROVINSI
NUMBER OF HIGHER EDUCATION (HE) INSTITUTIONS BASED ON FORM OF EDUCATION BY PROVINCE
 LINGKUP / SCOPE : KEMDIKTISAINTEK / MoHES
 STATUS / STATUS : SWASTA / PRIVATE
 TAHUN / YEAR : 2025

| Provinsi <i>Province</i> | Universitas <i>University</i> | Institut <i>Institute</i> | Sekolah Tinggi <i>Sch. of High Learning</i> | Akademi <i>Academy</i> | Akademi Komunitas <i>Community College</i> | Politeknik <i>Polytechnic</i> | Jumlah <i>Total</i> |
|-----------------------------|----------------------------------|------------------------------|--|---------------------------|---|----------------------------------|------------------------|
| (1) | (2) | (3) | (4) | (5) | (6) | (7) | (8) |
| D.K.I. Jakarta | 73 | 27 | 74 | 46 | 1 | 16 | 237 |
| Jawa Barat | 102 | 22 | 121 | 55 | 1 | 47 | 348 |
| Banten | 37 | 6 | 28 | 13 | - | 10 | 94 |
| Jawa Tengah | 80 | 12 | 66 | 34 | 5 | 31 | 228 |
| D.I. Yogyakarta | 30 | 6 | 31 | 22 | 1 | 11 | 101 |
| Jawa Timur | 119 | 29 | 103 | 40 | 7 | 20 | 318 |
| Aceh | 18 | - | 27 | 20 | - | 5 | 70 |
| Sumatera Utara | 55 | 17 | 60 | 43 | - | 13 | 188 |
| Sumatera Barat | 22 | 3 | 27 | 25 | - | 3 | 80 |
| Riau | 15 | 14 | 20 | 11 | - | 3 | 63 |
| Kepulauan Riau | 8 | 4 | 9 | 1 | 1 | 3 | 26 |
| Jambi | 10 | 4 | 12 | 6 | - | 1 | 33 |
| Sumatera Selatan | 27 | 7 | 31 | 9 | 1 | 3 | 78 |
| Bangka Belitung | 3 | 3 | 1 | - | 1 | 2 | 10 |
| Bengkulu | 5 | - | 5 | 3 | - | 1 | 14 |
| Lampung | 17 | 8 | 19 | 10 | - | 2 | 56 |
| Kalimantan Barat | 8 | 6 | 15 | 10 | - | 2 | 41 |
| Kalimantan Tengah | 7 | 1 | 10 | 2 | - | 5 | 25 |
| Kalimantan Selatan | 9 | 2 | 19 | 7 | 1 | 9 | 47 |
| Kalimantan Timur | 8 | 3 | 22 | 4 | 1 | 6 | 44 |
| Kalimantan Utara | 1 | - | 2 | - | - | 3 | 6 |
| Sulawesi Utara | 12 | 4 | 17 | 9 | 1 | - | 43 |
| Gorontalo | 8 | 1 | 1 | - | - | 2 | 12 |
| Sulawesi Tengah | 8 | 1 | 14 | 6 | - | 3 | 32 |
| Sulawesi Selatan | 47 | 23 | 54 | 31 | 1 | 12 | 168 |
| Sulawesi Barat | 5 | 3 | 8 | 1 | - | - | 17 |
| Sulawesi Tenggara | 12 | 9 | 11 | 8 | - | 7 | 47 |
| Maluku | 8 | 1 | 15 | 2 | - | - | 26 |
| Maluku Utara | 8 | 2 | 5 | 3 | - | 2 | 20 |
| Bali | 16 | 10 | 14 | 4 | 1 | 6 | 51 |
| Nusa Tenggara Barat | 18 | 5 | 23 | 6 | 1 | 3 | 56 |
| Nusa Tenggara Timur | 17 | 6 | 24 | 6 | - | 4 | 57 |
| Papua | 15 | 5 | 27 | 6 | - | 2 | 55 |
| Papua Barat | 9 | - | 11 | - | - | 2 | 22 |
| INDONESIA | 837 | 244 | 926 | 443 | 24 | 239 | 2.713 |

TABEL 2.5 TABLE
JUMLAH LEMBAGA PERGURUAN TINGGI (PT) MENURUT BENTUK PENDIDIKAN TIAP PROVINSI
NUMBER OF HIGHER EDUCATION (HE) INSTITUTIONS BASED ON FORM OF EDUCATION BY PROVINCE
 LINGKUP / SCOPE : KEMENAG / MoRA
 STATUS / STATUS : NEGERI+SWASTA / PUBLIC+PRIVATE
 TAHUN / YEAR : 2025

| Provinsi <i>Province</i> | Universitas <i>University</i> | Institut <i>Institute</i> | Sekolah Tinggi <i>Sch. of High Learning</i> | Akademi <i>Academy</i> | Akademi Komunitas <i>Community College</i> | Politeknik <i>Polytechnic</i> | Jumlah <i>Total</i> |
|-----------------------------|----------------------------------|------------------------------|--|---------------------------|---|----------------------------------|------------------------|
| (1) | (2) | (3) | (4) | (5) | (6) | (7) | (8) |
| D.K.I. Jakarta | 1 | 8 | 81 | - | - | - | 90 |
| Jawa Barat | 9 | 28 | 175 | - | - | - | 212 |
| Banten | 3 | 5 | 36 | - | - | - | 44 |
| Jawa Tengah | 6 | 12 | 72 | - | - | - | 90 |
| D.I. Yogyakarta | 1 | 2 | 16 | - | - | - | 19 |
| Jawa Timur | 23 | 37 | 156 | - | - | - | 216 |
| Aceh | 4 | 2 | 38 | - | - | - | 44 |
| Sumatera Utara | 3 | 7 | 87 | - | - | - | 97 |
| Sumatera Barat | 3 | 3 | 21 | - | - | - | 27 |
| Riau | 1 | 13 | 18 | - | - | - | 32 |
| Kepulauan Riau | - | 2 | 27 | - | - | - | 29 |
| Jambi | 4 | 11 | 8 | - | - | - | 23 |
| Sumatera Selatan | 2 | 4 | 26 | 1 | - | - | 33 |
| Bangka Belitung | - | 1 | 2 | - | - | - | 3 |
| Bengkulu | 1 | 1 | 6 | - | - | - | 8 |
| Lampung | 5 | 4 | 33 | - | - | - | 42 |
| Kalimantan Barat | 1 | 1 | 28 | - | - | - | 30 |
| Kalimantan Tengah | 1 | 2 | 7 | - | - | - | 10 |
| Kalimantan Selatan | 1 | 2 | 14 | - | - | - | 17 |
| Kalimantan Timur | 1 | 1 | 17 | 1 | - | - | 20 |
| Kalimantan Utara | - | - | 5 | - | - | - | 5 |
| Sulawesi Utara | - | 4 | 35 | - | - | - | 39 |
| Gorontalo | - | 1 | - | - | - | - | 1 |
| Sulawesi Tengah | 1 | - | 13 | - | - | - | 14 |
| Sulawesi Selatan | 4 | 9 | 22 | - | - | - | 35 |
| Sulawesi Barat | 1 | - | 8 | - | - | - | 9 |
| Sulawesi Tenggara | - | 3 | 6 | - | - | - | 9 |
| Maluku | 1 | 2 | 8 | - | - | - | 11 |
| Maluku Utara | - | 1 | 6 | - | - | - | 7 |
| Bali | 1 | 1 | 8 | - | - | - | 10 |
| Nusa Tenggara Barat | 2 | 7 | 25 | - | - | - | 34 |
| Nusa Tenggara Timur | - | 1 | 17 | - | - | - | 18 |
| Papua | - | 1 | 27 | - | - | - | 28 |
| Papua Barat | - | 1 | 11 | - | - | - | 12 |
| INDONESIA | 80 | 177 | 1.059 | 2 | - | - | 1.318 |

TABEL 2.6 TABLE

JUMLAH LEMBAGA PERGURUAN TINGGI (PT) MENURUT BENTUK PENDIDIKAN TIAP PROVINSI
NUMBER OF HIGHER EDUCATION (HE) INSTITUTIONS BASED ON FORM OF EDUCATION BY PROVINCE

LINGKUP / SCOPE : KEMENAG / MoRA
 STATUS / STATUS : NEGERI / PUBLIC
 TAHUN / YEAR : 2025

| Provinsi <i>Province</i> | Universitas <i>University</i> | Institut <i>Institute</i> | Sekolah Tinggi <i>Sch. of High Learning</i> | Akademi <i>Academy</i> | Akademi Komunitas <i>Community College</i> | Politeknik <i>Polytechnic</i> | Jumlah <i>Total</i> |
|-----------------------------|----------------------------------|------------------------------|--|---------------------------|---|----------------------------------|------------------------|
| (1) | (2) | (3) | (4) | (5) | (6) | (7) | (8) |
| D.K.I. Jakarta | - | - | 1 | - | - | - | 1 |
| Jawa Barat | 3 | - | - | - | - | - | 3 |
| Banten | 2 | - | 1 | - | - | - | 3 |
| Jawa Tengah | 6 | 1 | 2 | - | - | - | 9 |
| D.I. Yogyakarta | 1 | - | - | - | - | - | 1 |
| Jawa Timur | 7 | 1 | 1 | - | - | - | 9 |
| Aceh | 2 | 2 | 3 | - | - | - | 7 |
| Sumatera Utara | 2 | 2 | 1 | - | - | - | 5 |
| Sumatera Barat | 3 | 1 | - | - | - | - | 4 |
| Riau | 1 | 1 | - | - | - | - | 2 |
| Kepulauan Riau | - | - | 1 | - | - | - | 1 |
| Jambi | 1 | 1 | - | - | - | - | 2 |
| Sumatera Selatan | 1 | - | - | - | - | - | 1 |
| Bangka Belitung | - | 1 | 1 | - | - | - | 2 |
| Bengkulu | 1 | 1 | - | - | - | - | 2 |
| Lampung | 2 | - | 1 | - | - | - | 3 |
| Kalimantan Barat | - | 1 | 1 | - | - | - | 2 |
| Kalimantan Tengah | 1 | 2 | - | - | - | - | 3 |
| Kalimantan Selatan | 1 | - | - | - | - | - | 1 |
| Kalimantan Timur | 1 | - | - | - | - | - | 1 |
| Kalimantan Utara | - | - | - | - | - | - | - |
| Sulawesi Utara | - | 2 | - | - | - | - | 2 |
| Gorontalo | - | 1 | - | - | - | - | 1 |
| Sulawesi Tengah | 1 | - | 1 | - | - | - | 2 |
| Sulawesi Selatan | 2 | 3 | - | - | - | - | 5 |
| Sulawesi Barat | - | - | 1 | - | - | - | 1 |
| Sulawesi Tenggara | - | 1 | 1 | - | - | - | 2 |
| Maluku | 1 | 1 | - | - | - | - | 2 |
| Maluku Utara | - | 1 | - | - | - | - | 1 |
| Bali | 1 | 1 | - | - | - | - | 2 |
| Nusa Tenggara Barat | 1 | 1 | - | - | - | - | 2 |
| Nusa Tenggara Timur | - | 1 | - | - | - | - | 1 |
| Papua | - | 1 | 1 | - | - | - | 2 |
| Papua Barat | - | 1 | 1 | - | - | - | 2 |
| INDONESIA | 41 | 28 | 18 | - | - | - | 87 |

TABEL 2.7 TABLE

JUMLAH LEMBAGA PERGURUAN TINGGI (PT) MENURUT BENTUK PENDIDIKAN TIAP PROVINSI
NUMBER OF HIGHER EDUCATION (HE) INSTITUTIONS BASED ON FORM OF EDUCATION BY PROVINCE

LINGKUP / SCOPE : KEMENAG / MoRA
 STATUS / STATUS : SWASTA / PRIVATE
 TAHUN / YEAR : 2025

| Provinsi <i>Province</i> | Universitas <i>University</i> | Institut <i>Institute</i> | Sekolah Tinggi <i>Sch. of High Learning</i> | Akademi <i>Academy</i> | Akademi Komunitas <i>Community College</i> | Politeknik <i>Polytechnic</i> | Jumlah <i>Total</i> |
|-----------------------------|----------------------------------|------------------------------|--|---------------------------|---|----------------------------------|------------------------|
| (1) | (2) | (3) | (4) | (5) | (6) | (7) | (8) |
| D.K.I. Jakarta | 1 | 8 | 80 | - | - | - | 89 |
| Jawa Barat | 6 | 28 | 175 | - | - | - | 209 |
| Banten | 1 | 5 | 35 | - | - | - | 41 |
| Jawa Tengah | - | 11 | 70 | - | - | - | 81 |
| D.I. Yogyakarta | - | 2 | 16 | - | - | - | 18 |
| Jawa Timur | 16 | 36 | 155 | - | - | - | 207 |
| Aceh | 2 | - | 35 | - | - | - | 37 |
| Sumatera Utara | 1 | 5 | 86 | - | - | - | 92 |
| Sumatera Barat | - | 2 | 21 | - | - | - | 23 |
| Riau | - | 12 | 18 | - | - | - | 30 |
| Kepulauan Riau | - | 2 | 26 | - | - | - | 28 |
| Jambi | 3 | 10 | 8 | - | - | - | 21 |
| Sumatera Selatan | 1 | 4 | 26 | 1 | - | - | 32 |
| Bangka Belitung | - | - | 1 | - | - | - | 1 |
| Bengkulu | - | - | 6 | - | - | - | 6 |
| Lampung | 3 | 4 | 32 | - | - | - | 39 |
| Kalimantan Barat | 1 | - | 27 | - | - | - | 28 |
| Kalimantan Tengah | - | - | 7 | - | - | - | 7 |
| Kalimantan Selatan | - | 2 | 14 | - | - | - | 16 |
| Kalimantan Timur | - | 1 | 17 | 1 | - | - | 19 |
| Kalimantan Utara | - | - | 5 | - | - | - | 5 |
| Sulawesi Utara | - | 2 | 35 | - | - | - | 37 |
| Gorontalo | - | - | - | - | - | - | - |
| Sulawesi Tengah | - | - | 12 | - | - | - | 12 |
| Sulawesi Selatan | 2 | 6 | 22 | - | - | - | 30 |
| Sulawesi Barat | 1 | - | 7 | - | - | - | 8 |
| Sulawesi Tenggara | - | 2 | 5 | - | - | - | 7 |
| Maluku | - | 1 | 8 | - | - | - | 9 |
| Maluku Utara | - | - | 6 | - | - | - | 6 |
| Bali | - | - | 8 | - | - | - | 8 |
| Nusa Tenggara Barat | 1 | 6 | 25 | - | - | - | 32 |
| Nusa Tenggara Timur | - | - | 17 | - | - | - | 17 |
| Papua | - | - | 26 | - | - | - | 26 |
| Papua Barat | - | - | 10 | - | - | - | 10 |
| INDONESIA | 39 | 149 | 1.041 | 2 | - | - | 1.231 |

TABEL 2.8 TABLE

JUMLAH LEMBAGA PERGURUAN TINGGI (PT) MENURUT BENTUK PENDIDIKAN TIAP PROVINSI
NUMBER OF HIGHER EDUCATION (HE) INSTITUTIONS BASED ON FORM OF EDUCATION BY PROVINCE

LINGKUP / SCOPE : KEMENTERIAN LEMBAGA LAIN / OMal

STATUS / STATUS : NEGERI / PUBLIC

TAHUN / YEAR : 2025

| Provinsi <i>Province</i> | Universitas <i>University</i> | Institut <i>Institute</i> | Sekolah Tinggi <i>Sch. of High Learning</i> | Akademi <i>Academy</i> | Akademi Komunitas <i>Community College</i> | Politeknik <i>Polytechnic</i> | Jumlah <i>Total</i> |
|-----------------------------|----------------------------------|------------------------------|--|---------------------------|---|----------------------------------|------------------------|
| (1) | (2) | (3) | (4) | (5) | (6) | (7) | (8) |
| D.K.I. Jakarta | - | - | 3 | - | - | 8 | 11 |
| Jawa Barat | 1 | 1 | 4 | 4 | - | 14 | 24 |
| Banten | - | - | 1 | - | - | 7 | 8 |
| Jawa Tengah | - | - | 1 | 3 | - | 8 | 12 |
| D.I. Yogyakarta | - | - | 2 | 2 | - | 3 | 7 |
| Jawa Timur | - | - | 1 | 6 | - | 9 | 16 |
| Aceh | - | - | - | - | - | 2 | 2 |
| Sumatera Utara | - | - | 1 | - | - | 5 | 6 |
| Sumatera Barat | - | - | - | - | - | 3 | 3 |
| Riau | - | - | - | - | - | 2 | 2 |
| Kepulauan Riau | - | - | - | - | - | 1 | 1 |
| Jambi | - | - | - | - | - | 1 | 1 |
| Sumatera Selatan | - | - | - | - | - | 4 | 4 |
| Bangka Belitung | - | - | - | - | - | 1 | 1 |
| Bengkulu | - | - | - | - | - | 1 | 1 |
| Lampung | - | - | - | - | - | 1 | 1 |
| Kalimantan Barat | - | - | - | 1 | - | 1 | 2 |
| Kalimantan Tengah | - | - | - | 1 | - | 1 | 2 |
| Kalimantan Selatan | - | - | - | - | - | 1 | 1 |
| Kalimantan Timur | - | - | - | - | - | 1 | 1 |
| Kalimantan Utara | - | - | - | - | - | - | - |
| Sulawesi Utara | - | - | - | - | - | 3 | 3 |
| Gorontalo | - | - | - | - | - | 1 | 1 |
| Sulawesi Tengah | - | - | - | - | - | 2 | 2 |
| Sulawesi Selatan | - | - | 1 | 2 | 1 | 8 | 12 |
| Sulawesi Barat | - | - | - | - | - | 1 | 1 |
| Sulawesi Tenggara | - | - | - | 1 | 1 | 1 | 3 |
| Maluku | - | - | - | - | - | 1 | 1 |
| Maluku Utara | - | - | - | - | - | 1 | 1 |
| Bali | - | - | - | - | - | 4 | 4 |
| Nusa Tenggara Barat | - | - | - | - | - | 2 | 2 |
| Nusa Tenggara Timur | - | - | - | - | - | 2 | 2 |
| Papua | - | - | - | - | - | 2 | 2 |
| Papua Barat | - | - | 1 | - | - | 4 | 5 |
| INDONESIA | 1 | 1 | 15 | 20 | 2 | 106 | 145 |

TABEL 2.9 TABLE
PERKEMBANGAN JUMLAH LEMBAGA PERGURUAN TINGGI (PT) TIAP PROVINSI
 TREND OF HIGHER EDUCATION (HE) INSTITUTION BY PROVINCE
 LINGKUP / SCOPE : KEMDIKTISAINTEK / MoHEST
 STATUS / STATUS : NEGERI+SWASTA / PUBLIC+PRIVATE
 TAHUN / YEAR : 2025

| Provinsi <i>Province</i> | 2019/2020 | | | 2020/2021 | | | 2021/2022 | | |
|-----------------------------|---------------|----------------|--------------|---------------|----------------|--------------|---------------|----------------|--------------|
| | Negeri | Swasta | Jumlah | Negeri | Swasta | Jumlah | Negeri | Swasta | Jumlah |
| | <i>Public</i> | <i>Private</i> | <i>Total</i> | <i>Public</i> | <i>Private</i> | <i>Total</i> | <i>Public</i> | <i>Private</i> | <i>Total</i> |
| (1) | (2) | (3) | (4) | (5) | (6) | (7) | (8) | (9) | (10) |
| D.K.I. Jakarta | 4 | 284 | 288 | 4 | 275 | 279 | 4 | 272 | 276 |
| Jawa Barat | 12 | 377 | 389 | 12 | 380 | 392 | 12 | 376 | 388 |
| Banten | 2 | 118 | 120 | 2 | 113 | 115 | 2 | 111 | 113 |
| Jawa Tengah | 9 | 259 | 268 | 9 | 247 | 256 | 9 | 241 | 250 |
| D.I. Yogyakarta | 4 | 103 | 107 | 5 | 104 | 109 | 5 | 104 | 109 |
| Jawa Timur | 17 | 328 | 345 | 17 | 321 | 338 | 17 | 324 | 341 |
| Aceh | 7 | 94 | 101 | 7 | 93 | 100 | 7 | 89 | 96 |
| Sumatera Utara | 3 | 219 | 222 | 3 | 218 | 221 | 3 | 211 | 214 |
| Sumatera Barat | 5 | 96 | 101 | 5 | 93 | 98 | 5 | 87 | 92 |
| Riau | 2 | 77 | 79 | 2 | 80 | 82 | 2 | 81 | 83 |
| Kepulauan Riau | 2 | 32 | 34 | 2 | 33 | 35 | 2 | 32 | 34 |
| Jambi | 1 | 40 | 41 | 1 | 39 | 40 | 1 | 40 | 41 |
| Sumatera Selatan | 2 | 107 | 109 | 2 | 102 | 104 | 2 | 99 | 101 |
| Bangka Belitung | 2 | 17 | 19 | 2 | 15 | 17 | 2 | 14 | 16 |
| Bengkulu | 2 | 17 | 19 | 2 | 15 | 17 | 2 | 15 | 17 |
| Lampung | 3 | 77 | 80 | 3 | 70 | 73 | 3 | 71 | 74 |
| Kalimantan Barat | 4 | 43 | 47 | 4 | 45 | 49 | 4 | 46 | 50 |
| Kalimantan Tengah | 1 | 25 | 26 | 1 | 24 | 25 | 1 | 23 | 24 |
| Kalimantan Selatan | 3 | 47 | 50 | 3 | 45 | 48 | 3 | 46 | 49 |
| Kalimantan Timur | 5 | 49 | 54 | 5 | 48 | 53 | 5 | 50 | 55 |
| Kalimantan Utara | 1 | 7 | 8 | 2 | 7 | 9 | 2 | 7 | 9 |
| Sulawesi Utara | 4 | 50 | 54 | 4 | 45 | 49 | 4 | 47 | 51 |
| Gorontalo | 1 | 11 | 12 | 1 | 11 | 12 | 1 | 11 | 12 |
| Sulawesi Tengah | 1 | 33 | 34 | 1 | 37 | 38 | 1 | 36 | 37 |
| Sulawesi Selatan | 4 | 203 | 207 | 5 | 187 | 192 | 5 | 187 | 192 |
| Sulawesi Barat | 1 | 20 | 21 | 1 | 19 | 20 | 1 | 19 | 20 |
| Sulawesi Tenggara | 2 | 39 | 41 | 2 | 44 | 46 | 2 | 51 | 53 |
| Maluku | 3 | 27 | 30 | 3 | 31 | 34 | 3 | 30 | 33 |
| Maluku Utara | 1 | 17 | 18 | 1 | 17 | 18 | 1 | 18 | 19 |
| Bali | 4 | 56 | 60 | 4 | 56 | 60 | 4 | 56 | 60 |
| Nusa Tenggara Barat | 1 | 53 | 54 | 1 | 52 | 53 | 1 | 54 | 55 |
| Nusa Tenggara Timur | 4 | 55 | 59 | 4 | 56 | 60 | 4 | 61 | 65 |
| Papua | 3 | 46 | 49 | 3 | 48 | 51 | 3 | 53 | 56 |
| Papua Barat | 2 | 18 | 20 | 2 | 20 | 22 | 2 | 20 | 22 |
| INDONESIA | 122 | 3.044 | 3.166 | 125 | 2.990 | 3.115 | 125 | 2.982 | 3.107 |

TABEL LANJUTAN 2.9 TABLE CONTINUED

PERKEMBANGAN JUMLAH LEMBAGA PERGURUAN TINGGI (PT) TIAP PROVINSI
TREND OF HIGHER EDUCATION (HE) INSTITUTION BY PROVINCE
 LINGKUP / SCOPE : KEMDIKTISAINTEK / MoHEST
 STATUS / STATUS : NEGERI+SWASTA / PUBLIC+PRIVATE
 TAHUN / YEAR : 2025

| 2022/2023 | | | 2023/2024 | | | 2024/2025 | | |
|---------------|----------------|--------------|---------------|----------------|--------------|---------------|----------------|--------------|
| Negeri | Swasta | Jumlah | Negeri | Swasta | Jumlah | Negeri | Swasta | Jumlah |
| <i>Public</i> | <i>Private</i> | <i>Total</i> | <i>Public</i> | <i>Private</i> | <i>Total</i> | <i>Public</i> | <i>Private</i> | <i>Total</i> |
| (11) | (12) | (13) | (14) | (15) | (16) | (17) | (18) | (19) |
| 4 | 247 | 251 | 4 | 246 | 250 | 4 | 237 | 241 |
| 12 | 359 | 371 | 12 | 355 | 367 | 12 | 348 | 360 |
| 2 | 104 | 106 | 2 | 100 | 102 | 2 | 94 | 96 |
| 9 | 239 | 248 | 9 | 232 | 241 | 9 | 228 | 237 |
| 5 | 103 | 108 | 5 | 100 | 105 | 5 | 101 | 106 |
| 17 | 317 | 334 | 17 | 327 | 344 | 17 | 318 | 335 |
| 7 | 82 | 89 | 7 | 76 | 83 | 7 | 70 | 77 |
| 3 | 198 | 201 | 3 | 195 | 198 | 3 | 188 | 191 |
| 5 | 84 | 89 | 5 | 83 | 88 | 5 | 80 | 85 |
| 2 | 74 | 76 | 2 | 73 | 75 | 2 | 63 | 65 |
| 2 | 29 | 31 | 2 | 29 | 31 | 2 | 26 | 28 |
| 1 | 34 | 35 | 1 | 35 | 36 | 1 | 33 | 34 |
| 2 | 89 | 91 | 2 | 89 | 91 | 2 | 78 | 80 |
| 2 | 11 | 13 | 2 | 10 | 12 | 2 | 10 | 12 |
| 2 | 15 | 17 | 2 | 14 | 16 | 2 | 14 | 16 |
| 3 | 63 | 66 | 3 | 62 | 65 | 3 | 56 | 59 |
| 4 | 43 | 47 | 4 | 43 | 47 | 4 | 41 | 45 |
| 1 | 24 | 25 | 1 | 24 | 25 | 1 | 25 | 26 |
| 3 | 47 | 50 | 3 | 51 | 54 | 3 | 47 | 50 |
| 5 | 48 | 53 | 5 | 46 | 51 | 6 | 44 | 50 |
| 2 | 7 | 9 | 2 | 6 | 8 | 2 | 6 | 8 |
| 4 | 45 | 49 | 4 | 44 | 48 | 4 | 43 | 47 |
| 1 | 10 | 11 | 1 | 12 | 13 | 1 | 12 | 13 |
| 1 | 32 | 33 | 1 | 32 | 33 | 1 | 32 | 33 |
| 5 | 183 | 188 | 5 | 175 | 180 | 6 | 168 | 174 |
| 1 | 20 | 21 | 1 | 19 | 20 | 1 | 17 | 18 |
| 2 | 47 | 49 | 2 | 46 | 48 | 2 | 47 | 49 |
| 3 | 28 | 31 | 3 | 26 | 29 | 3 | 26 | 29 |
| 1 | 20 | 21 | 1 | 22 | 23 | 1 | 20 | 21 |
| 4 | 52 | 56 | 4 | 52 | 56 | 4 | 51 | 55 |
| 1 | 53 | 54 | 1 | 53 | 54 | 1 | 56 | 57 |
| 4 | 57 | 61 | 4 | 58 | 62 | 4 | 57 | 61 |
| 3 | 54 | 57 | 3 | 56 | 59 | 3 | 55 | 58 |
| 2 | 23 | 25 | 2 | 21 | 23 | 2 | 22 | 24 |
| 125 | 2.841 | 2.966 | 125 | 2.812 | 2.937 | 127 | 2.713 | 2.840 |

TABEL 2.10 TABLE
AKREDITASI PERGURUAN TINGGI (PT) TIAP PROVINSI
HIGHER EDUCATION (HE) ACCREDITATION BY PROVINCE
 LINGKUP / SCOPE : NASIONAL / NATIONAL
 STATUS / STATUS : NEGERI+SWASTA / PUBLIC+PRIVATE
 TAHUN / YEAR : 2025

| Provinsi <i>Province</i> | A | B | C | Unggul <i>Superior</i> | Baik Sekali <i>Very Good</i> | Baik <i>Good</i> | Terakreditasi <i>Accredited</i> | Jumlah <i>Total</i> |
|-----------------------------|----------|------------|----------|---------------------------|---------------------------------|---------------------|------------------------------------|------------------------|
| (1) | (2) | (3) | (4) | (5) | (6) | (7) | (8) | (9) |
| D.K.I. Jakarta | - | 27 | 1 | 35 | 49 | 154 | 6 | 272 |
| Jawa Barat | 1 | 29 | - | 32 | 78 | 342 | 13 | 495 |
| Banten | 1 | 5 | - | 4 | 19 | 93 | 4 | 126 |
| Jawa Tengah | 2 | 20 | - | 28 | 59 | 191 | 1 | 301 |
| D.I. Yogyakarta | 1 | 21 | - | 14 | 24 | 56 | 8 | 124 |
| Jawa Timur | 1 | 35 | - | 33 | 93 | 291 | 16 | 469 |
| Aceh | - | 2 | - | 2 | 18 | 79 | 1 | 102 |
| Sumatera Utara | 1 | 23 | - | 12 | 30 | 177 | 1 | 244 |
| Sumatera Barat | - | 18 | - | 7 | 15 | 63 | 3 | 106 |
| Riau | - | 3 | - | 4 | 17 | 47 | 4 | 75 |
| Kepulauan Riau | - | 5 | - | 1 | 9 | 25 | 1 | 41 |
| Jambi | - | 4 | - | 2 | 10 | 29 | 1 | 46 |
| Sumatera Selatan | - | 4 | - | 5 | 17 | 60 | 4 | 90 |
| Bangka Belitung | - | 2 | - | - | 4 | 8 | - | 14 |
| Bengkulu | - | - | - | 3 | 4 | 16 | - | 23 |
| Lampung | - | 5 | - | 2 | 16 | 59 | 1 | 83 |
| Kalimantan Barat | - | 3 | - | 1 | 9 | 44 | 6 | 63 |
| Kalimantan Tengah | - | - | - | - | 7 | 22 | 1 | 30 |
| Kalimantan Selatan | - | 4 | - | 2 | 10 | 36 | 3 | 55 |
| Kalimantan Timur | - | 6 | - | 2 | 12 | 32 | - | 52 |
| Kalimantan Utara | - | - | - | - | 2 | 10 | - | 12 |
| Sulawesi Utara | - | 5 | - | 3 | 4 | 47 | 1 | 60 |
| Gorontalo | - | 3 | - | 1 | 2 | 7 | - | 13 |
| Sulawesi Tengah | - | 1 | - | 1 | 5 | 33 | 1 | 41 |
| Sulawesi Selatan | - | 14 | - | 7 | 39 | 116 | 4 | 180 |
| Sulawesi Barat | - | - | - | - | 1 | 26 | - | 27 |
| Sulawesi Tenggara | - | 2 | - | - | 7 | 38 | 6 | 53 |
| Maluku | - | 4 | - | - | 3 | 25 | 1 | 33 |
| Maluku Utara | - | 1 | - | - | 5 | 17 | - | 23 |
| Bali | - | 3 | - | 9 | 18 | 30 | 3 | 63 |
| Nusa Tenggara Barat | - | 2 | - | 3 | 14 | 61 | 1 | 81 |
| Nusa Tenggara Timur | - | 8 | - | 1 | 10 | 51 | 2 | 72 |
| Papua | - | 2 | - | - | 5 | 63 | 2 | 72 |
| Papua Barat | - | 1 | - | - | 6 | 20 | - | 27 |
| INDONESIA | 7 | 262 | 1 | 214 | 621 | 2.368 | 95 | 3.568 |

TABEL 2.11 TABLE
AKREDITASI PERGURUAN TINGGI (PT) TIAP PROVINSI
HIGHER EDUCATION (HE) ACCREDITATION BY PROVINCE
 LINGKUP / SCOPE : KEMDIKTISAINTEK / MoHES
 STATUS / STATUS : NEGERI+SWASTA / PUBLIC+PRIVATE
 TAHUN / YEAR : 2025

| Provinsi <i>Province</i> | A | B | C | Unggul <i>Superior</i> | Baik Sekali <i>Very Good</i> | Baik <i>Good</i> | Terakreditasi <i>Accredited</i> | Jumlah <i>Total</i> |
|-----------------------------|----------|------------|----------|---------------------------|---------------------------------|---------------------|------------------------------------|------------------------|
| (1) | (2) | (3) | (4) | (5) | (6) | (7) | (8) | (9) |
| D.K.I. Jakarta | - | 21 | - | 33 | 42 | 107 | 6 | 209 |
| Jawa Barat | - | 26 | - | 26 | 58 | 208 | 12 | 330 |
| Banten | 1 | 4 | - | 2 | 12 | 60 | 4 | 83 |
| Jawa Tengah | 1 | 18 | - | 20 | 51 | 123 | - | 213 |
| D.I. Yogyakarta | 1 | 19 | - | 12 | 20 | 44 | 7 | 103 |
| Jawa Timur | 1 | 32 | - | 26 | 68 | 145 | 16 | 288 |
| Aceh | - | 1 | - | 1 | 13 | 56 | 1 | 72 |
| Sumatera Utara | 1 | 19 | - | 10 | 22 | 120 | 1 | 173 |
| Sumatera Barat | - | 16 | - | 4 | 11 | 43 | 3 | 77 |
| Riau | - | 3 | - | 3 | 11 | 35 | 2 | 54 |
| Kepulauan Riau | - | 4 | - | 1 | 6 | 13 | - | 24 |
| Jambi | - | 3 | - | 1 | 7 | 17 | 1 | 29 |
| Sumatera Selatan | - | 4 | - | 4 | 14 | 38 | 4 | 64 |
| Bangka Belitung | - | 2 | - | - | 2 | 8 | - | 12 |
| Bengkulu | - | - | - | 2 | 2 | 11 | - | 15 |
| Lampung | - | 5 | - | 1 | 12 | 34 | 1 | 53 |
| Kalimantan Barat | - | 3 | - | 1 | 8 | 22 | 6 | 40 |
| Kalimantan Tengah | - | - | - | - | 5 | 17 | 1 | 23 |
| Kalimantan Selatan | - | 3 | - | 1 | 7 | 28 | 2 | 41 |
| Kalimantan Timur | - | 4 | - | 1 | 12 | 23 | - | 40 |
| Kalimantan Utara | - | - | - | - | 2 | 6 | - | 8 |
| Sulawesi Utara | - | 4 | - | 2 | 1 | 31 | 1 | 39 |
| Gorontalo | - | 2 | - | 1 | 2 | 6 | - | 11 |
| Sulawesi Tengah | - | - | - | 1 | 3 | 25 | 1 | 30 |
| Sulawesi Selatan | - | 10 | - | 4 | 34 | 90 | 4 | 142 |
| Sulawesi Barat | - | - | - | - | 1 | 16 | - | 17 |
| Sulawesi Tenggara | - | 1 | - | - | 6 | 31 | 6 | 44 |
| Maluku | - | 3 | - | - | 2 | 20 | 1 | 26 |
| Maluku Utara | - | 1 | - | - | 3 | 14 | - | 18 |
| Bali | - | 3 | - | 7 | 14 | 26 | 3 | 53 |
| Nusa Tenggara Barat | - | 1 | - | 1 | 13 | 35 | 1 | 51 |
| Nusa Tenggara Timur | - | 7 | - | 1 | 7 | 41 | 2 | 58 |
| Papua | - | 2 | - | - | 2 | 44 | 2 | 50 |
| Papua Barat | - | 1 | - | - | 3 | 15 | - | 19 |
| INDONESIA | 5 | 222 | - | 166 | 476 | 1.552 | 88 | 2.509 |

TABEL 2.12 TABLE
AKREDITASI PERGURUAN TINGGI (PT) TIAP PROVINSI
HIGHER EDUCATION (HE) ACCREDITATION BY PROVINCE
 LINGKUP / SCOPE : KEMDIKTISAINTEK / MoHEST
 STATUS / STATUS : NEGERI / PUBLIC
 TAHUN / YEAR : 2025

| Provinsi <i>Province</i> | A | B | C | Unggul <i>Superior</i> | Baik Sekali <i>Very Good</i> | Baik <i>Good</i> | Terakreditasi <i>Accredited</i> | Jumlah <i>Total</i> |
|-----------------------------|----------|-----------|----------|---------------------------|---------------------------------|---------------------|------------------------------------|------------------------|
| (1) | (2) | (3) | (4) | (5) | (6) | (7) | (8) | (9) |
| D.K.I. Jakarta | - | - | - | 2 | 2 | - | - | 4 |
| Jawa Barat | - | 1 | - | 7 | 2 | 2 | - | 12 |
| Banten | 1 | - | - | 1 | - | - | - | 2 |
| Jawa Tengah | 1 | 1 | - | 4 | 2 | 1 | - | 9 |
| D.I. Yogyakarta | 1 | - | - | 3 | - | - | - | 4 |
| Jawa Timur | - | - | - | 11 | 3 | 2 | - | 16 |
| Aceh | - | - | - | 1 | 3 | 2 | - | 6 |
| Sumatera Utara | 1 | - | - | 1 | - | - | - | 2 |
| Sumatera Barat | - | 2 | - | 2 | 1 | - | - | 5 |
| Riau | - | - | - | 1 | 1 | - | - | 2 |
| Kepulauan Riau | - | - | - | - | 2 | - | - | 2 |
| Jambi | - | - | - | 1 | - | - | - | 1 |
| Sumatera Selatan | - | - | - | 1 | 1 | - | - | 2 |
| Bangka Belitung | - | 1 | - | - | - | 1 | - | 2 |
| Bengkulu | - | - | - | 1 | - | 1 | - | 2 |
| Lampung | - | - | - | 1 | 2 | - | - | 3 |
| Kalimantan Barat | - | 1 | - | 1 | 1 | 1 | - | 4 |
| Kalimantan Tengah | - | - | - | - | 1 | - | - | 1 |
| Kalimantan Selatan | - | 1 | - | 1 | 1 | - | - | 3 |
| Kalimantan Timur | - | - | - | 1 | 3 | - | - | 4 |
| Kalimantan Utara | - | - | - | - | 1 | 1 | - | 2 |
| Sulawesi Utara | - | 1 | - | 2 | 1 | - | - | 4 |
| Gorontalo | - | - | - | 1 | - | - | - | 1 |
| Sulawesi Tengah | - | - | - | 1 | - | - | - | 1 |
| Sulawesi Selatan | - | - | - | 2 | 2 | 1 | - | 5 |
| Sulawesi Barat | - | - | - | - | - | 1 | - | 1 |
| Sulawesi Tenggara | - | 1 | - | - | 1 | - | - | 2 |
| Maluku | - | 1 | - | - | 1 | 1 | - | 3 |
| Maluku Utara | - | 1 | - | - | - | - | - | 1 |
| Bali | - | - | - | 2 | 1 | - | - | 3 |
| Nusa Tenggara Barat | - | - | - | 1 | - | - | - | 1 |
| Nusa Tenggara Timur | - | - | - | 1 | 1 | 1 | - | 3 |
| Papua | - | 1 | - | - | 1 | 1 | - | 3 |
| Papua Barat | - | - | - | - | 1 | 1 | - | 2 |
| INDONESIA | 4 | 12 | - | 50 | 35 | 17 | - | 118 |

TABEL 2.13 TABLE
AKREDITASI PERGURUAN TINGGI (PT) TIAP PROVINSI
HIGHER EDUCATION (HE) ACCREDITATION BY PROVINCE
 LINGKUP / SCOPE : KEMDIKTISAINTEK / MoHEST
 STATUS / STATUS : SWASTA / PRIVATE
 TAHUN / YEAR : 2025

| Provinsi <i>Province</i> | A | B | C | Unggul <i>Superior</i> | Baik Sekali <i>Very Good</i> | Baik <i>Good</i> | Terakreditasi <i>Accredited</i> | Jumlah <i>Total</i> |
|-----------------------------|----------|------------|----------|---------------------------|---------------------------------|---------------------|------------------------------------|------------------------|
| (1) | (2) | (3) | (4) | (5) | (6) | (7) | (8) | (9) |
| D.K.I. Jakarta | - | 21 | - | 31 | 40 | 107 | 6 | 205 |
| Jawa Barat | - | 25 | - | 19 | 56 | 206 | 12 | 318 |
| Banten | - | 4 | - | 1 | 12 | 60 | 4 | 81 |
| Jawa Tengah | - | 17 | - | 16 | 49 | 122 | - | 204 |
| D.I. Yogyakarta | - | 19 | - | 9 | 20 | 44 | 7 | 99 |
| Jawa Timur | 1 | 32 | - | 15 | 65 | 143 | 16 | 272 |
| Aceh | - | 1 | - | - | 10 | 54 | 1 | 66 |
| Sumatera Utara | - | 19 | - | 9 | 22 | 120 | 1 | 171 |
| Sumatera Barat | - | 14 | - | 2 | 10 | 43 | 3 | 72 |
| Riau | - | 3 | - | 2 | 10 | 35 | 2 | 52 |
| Kepulauan Riau | - | 4 | - | 1 | 4 | 13 | - | 22 |
| Jambi | - | 3 | - | - | 7 | 17 | 1 | 28 |
| Sumatera Selatan | - | 4 | - | 3 | 13 | 38 | 4 | 62 |
| Bangka Belitung | - | 1 | - | - | 2 | 7 | - | 10 |
| Bengkulu | - | - | - | 1 | 2 | 10 | - | 13 |
| Lampung | - | 5 | - | - | 10 | 34 | 1 | 50 |
| Kalimantan Barat | - | 2 | - | - | 7 | 21 | 6 | 36 |
| Kalimantan Tengah | - | - | - | - | 4 | 17 | 1 | 22 |
| Kalimantan Selatan | - | 2 | - | - | 6 | 28 | 2 | 38 |
| Kalimantan Timur | - | 4 | - | - | 9 | 23 | - | 36 |
| Kalimantan Utara | - | - | - | - | 1 | 5 | - | 6 |
| Sulawesi Utara | - | 3 | - | - | - | 31 | 1 | 35 |
| Gorontalo | - | 2 | - | - | 2 | 6 | - | 10 |
| Sulawesi Tengah | - | - | - | - | 3 | 25 | 1 | 29 |
| Sulawesi Selatan | - | 10 | - | 2 | 32 | 89 | 4 | 137 |
| Sulawesi Barat | - | - | - | - | 1 | 15 | - | 16 |
| Sulawesi Tenggara | - | - | - | - | 5 | 31 | 6 | 42 |
| Maluku | - | 2 | - | - | 1 | 19 | 1 | 23 |
| Maluku Utara | - | - | - | - | 3 | 14 | - | 17 |
| Bali | - | 3 | - | 5 | 13 | 26 | 3 | 50 |
| Nusa Tenggara Barat | - | 1 | - | - | 13 | 35 | 1 | 50 |
| Nusa Tenggara Timur | - | 7 | - | - | 6 | 40 | 2 | 55 |
| Papua | - | 1 | - | - | 1 | 43 | 2 | 47 |
| Papua Barat | - | 1 | - | - | 2 | 14 | - | 17 |
| INDONESIA | 1 | 210 | - | 116 | 441 | 1.535 | 88 | 2.391 |

TABEL 2.14 TABLE
AKREDITASI PROGRAM STUDI TIAP PROVINSI
STUDY PROGRAM ACCREDITATION BY PROVINCE
 LINGKUP / SCOPE : NASIONAL / NATIONAL
 STATUS / STATUS : NEGERI+SWASTA / PUBLIC+PRIVATE
 TAHUN / YEAR : 2025

| Provinsi <i>Province</i> | A | B | C | Unggul <i>Superior</i> | Baik Sekali <i>Very Good</i> | Baik <i>Good</i> | Terakreditasi <i>Accredited</i> | Jumlah <i>Total</i> |
|-----------------------------|------------|--------------|-----------|---------------------------|---------------------------------|---------------------|------------------------------------|------------------------|
| (1) | (2) | (3) | (4) | (5) | (6) | (7) | (8) | (9) |
| D.K.I. Jakarta | 90 | 204 | 4 | 693 | 710 | 742 | 64 | 2.507 |
| Jawa Barat | 89 | 312 | 16 | 949 | 1.032 | 1.406 | 94 | 3.898 |
| Banten | 21 | 105 | 2 | 126 | 237 | 430 | 20 | 941 |
| Jawa Tengah | 60 | 223 | 6 | 890 | 789 | 854 | 91 | 2.913 |
| D.I. Yogyakarta | 67 | 94 | 4 | 600 | 359 | 275 | 29 | 1.428 |
| Jawa Timur | 72 | 408 | 4 | 1.217 | 1.229 | 1.554 | 120 | 4.604 |
| Aceh | 7 | 88 | 2 | 165 | 288 | 318 | 25 | 893 |
| Sumatera Utara | 28 | 138 | 7 | 271 | 597 | 739 | 41 | 1.821 |
| Sumatera Barat | 24 | 119 | 1 | 246 | 297 | 304 | 22 | 1.013 |
| Riau | 15 | 89 | 1 | 115 | 226 | 255 | 28 | 729 |
| Kepulauan Riau | 1 | 20 | - | 23 | 81 | 153 | 4 | 282 |
| Jambi | 1 | 47 | - | 82 | 124 | 168 | 14 | 436 |
| Sumatera Selatan | 10 | 87 | - | 152 | 221 | 259 | 27 | 756 |
| Bangka Belitung | - | 6 | - | 10 | 32 | 58 | 2 | 108 |
| Bengkulu | 7 | 46 | - | 50 | 108 | 65 | 6 | 282 |
| Lampung | 11 | 41 | - | 126 | 226 | 327 | 16 | 747 |
| Kalimantan Barat | 3 | 46 | - | 40 | 149 | 183 | 11 | 432 |
| Kalimantan Tengah | 2 | 21 | - | 32 | 71 | 94 | 7 | 227 |
| Kalimantan Selatan | 6 | 49 | - | 85 | 154 | 160 | 12 | 466 |
| Kalimantan Timur | 5 | 47 | - | 61 | 140 | 182 | 17 | 452 |
| Kalimantan Utara | - | 4 | - | - | 17 | 40 | 3 | 64 |
| Sulawesi Utara | 4 | 75 | 1 | 48 | 100 | 213 | 12 | 453 |
| Gorontalo | 4 | 41 | - | 33 | 63 | 108 | 5 | 254 |
| Sulawesi Tengah | 1 | 25 | 3 | 44 | 107 | 138 | 14 | 332 |
| Sulawesi Selatan | 25 | 134 | 4 | 392 | 463 | 668 | 41 | 1.727 |
| Sulawesi Barat | - | 4 | - | 3 | 44 | 95 | 5 | 151 |
| Sulawesi Tenggara | 6 | 48 | 4 | 41 | 102 | 222 | 14 | 437 |
| Maluku | 1 | 29 | - | 16 | 81 | 164 | 2 | 293 |
| Maluku Utara | - | 31 | 2 | 11 | 51 | 120 | 1 | 216 |
| Bali | 10 | 54 | - | 203 | 188 | 207 | 20 | 682 |
| Nusa Tenggara Barat | 2 | 43 | 1 | 70 | 196 | 314 | 16 | 642 |
| Nusa Tenggara Timur | 1 | 57 | - | 28 | 149 | 238 | 8 | 481 |
| Papua | - | 40 | 1 | 13 | 114 | 220 | 8 | 396 |
| Papua Barat | - | 20 | 1 | 10 | 59 | 129 | 6 | 225 |
| INDONESIA | 573 | 2.795 | 64 | 6.845 | 8.804 | 11.402 | 805 | 31.288 |

TABEL 2.15 TABLE
AKREDITASI PROGRAM STUDI TIAP PROVINSI
STUDY PROGRAM ACCREDITATION BY PROVINCE
 LINGKUP / SCOPE : KEMDIKTISAINTEK / MoHES
 STATUS / STATUS : NEGERI+SWASTA / PUBLIC+PRIVATE
 TAHUN / YEAR : 2025

| Provinsi <i>Province</i> | A | B | C | Unggul <i>Superior</i> | Baik Sekali <i>Very Good</i> | Baik <i>Good</i> | Terakreditasi <i>Accredited</i> | Jumlah <i>Total</i> |
|-----------------------------|------------|--------------|-----------|---------------------------|---------------------------------|---------------------|------------------------------------|------------------------|
| (1) | (2) | (3) | (4) | (5) | (6) | (7) | (8) | (9) |
| D.K.I. Jakarta | 86 | 183 | 2 | 664 | 681 | 598 | 63 | 2.277 |
| Jawa Barat | 71 | 265 | 14 | 816 | 889 | 994 | 70 | 3.119 |
| Banten | 15 | 77 | 2 | 51 | 186 | 329 | 16 | 676 |
| Jawa Tengah | 48 | 183 | 6 | 715 | 682 | 654 | 77 | 2.365 |
| D.I. Yogyakarta | 59 | 84 | 4 | 535 | 330 | 243 | 23 | 1.278 |
| Jawa Timur | 70 | 342 | 2 | 1.004 | 1.006 | 1.035 | 107 | 3.566 |
| Aceh | 6 | 61 | - | 112 | 226 | 232 | 20 | 657 |
| Sumatera Utara | 28 | 120 | 5 | 218 | 509 | 544 | 34 | 1.458 |
| Sumatera Barat | 23 | 107 | 1 | 185 | 232 | 244 | 20 | 812 |
| Riau | 11 | 74 | 1 | 84 | 181 | 181 | 22 | 554 |
| Kepulauan Riau | 1 | 20 | - | 20 | 63 | 101 | 2 | 207 |
| Jambi | - | 35 | - | 41 | 89 | 87 | 9 | 261 |
| Sumatera Selatan | 5 | 80 | - | 104 | 197 | 190 | 25 | 601 |
| Bangka Belitung | - | 3 | - | 7 | 25 | 50 | 2 | 87 |
| Bengkulu | 6 | 38 | - | 28 | 79 | 39 | 6 | 196 |
| Lampung | 10 | 37 | - | 85 | 176 | 219 | 11 | 538 |
| Kalimantan Barat | 3 | 37 | - | 25 | 132 | 119 | 6 | 322 |
| Kalimantan Tengah | 2 | 19 | - | 19 | 50 | 70 | 7 | 167 |
| Kalimantan Selatan | 6 | 42 | - | 60 | 128 | 127 | 9 | 372 |
| Kalimantan Timur | 5 | 44 | - | 43 | 124 | 146 | 16 | 378 |
| Kalimantan Utara | - | 4 | - | - | 17 | 36 | 3 | 60 |
| Sulawesi Utara | 4 | 70 | 1 | 35 | 83 | 144 | 11 | 348 |
| Gorontalo | 3 | 37 | - | 25 | 49 | 101 | 5 | 220 |
| Sulawesi Tengah | 1 | 22 | 3 | 31 | 89 | 98 | 14 | 258 |
| Sulawesi Selatan | 23 | 126 | 3 | 300 | 376 | 572 | 39 | 1.439 |
| Sulawesi Barat | - | 3 | - | - | 33 | 74 | 5 | 115 |
| Sulawesi Tenggara | 5 | 41 | 4 | 35 | 89 | 199 | 14 | 387 |
| Maluku | - | 25 | - | 12 | 61 | 147 | 2 | 247 |
| Maluku Utara | - | 29 | 2 | 6 | 42 | 93 | 1 | 173 |
| Bali | 10 | 54 | - | 174 | 168 | 169 | 19 | 594 |
| Nusa Tenggara Barat | - | 33 | 1 | 41 | 164 | 230 | 15 | 484 |
| Nusa Tenggara Timur | 1 | 57 | - | 16 | 141 | 202 | 7 | 424 |
| Papua | - | 37 | 1 | 10 | 84 | 179 | 7 | 318 |
| Papua Barat | - | 18 | 1 | 8 | 45 | 108 | 6 | 186 |
| INDONESIA | 502 | 2.407 | 53 | 5.509 | 7.426 | 8.554 | 693 | 25.144 |

TABEL 2.16 TABLE
AKREDITASI PROGRAM STUDI TIAP PROVINSI
STUDY PROGRAM ACCREDITATION BY PROVINCE
 LINGKUP / SCOPE : KEMDIKTISAINTEK / MoHEST
 STATUS / STATUS : NEGERI / PUBLIC
 TAHUN / YEAR : 2025

| Provinsi <i>Province</i> | A | B | C | Unggul <i>Superior</i> | Baik Sekali <i>Very Good</i> | Baik <i>Good</i> | Terakreditasi <i>Accredited</i> | Jumlah <i>Total</i> |
|-----------------------------|------------|------------|----------|---------------------------|---------------------------------|---------------------|------------------------------------|------------------------|
| (1) | (2) | (3) | (4) | (5) | (6) | (7) | (8) | (9) |
| D.K.I. Jakarta | 38 | 21 | - | 258 | 52 | 58 | 12 | 439 |
| Jawa Barat | 45 | 45 | - | 546 | 115 | 105 | 17 | 873 |
| Banten | 14 | 24 | - | 41 | 19 | 22 | 2 | 122 |
| Jawa Tengah | 38 | 42 | - | 405 | 91 | 88 | 23 | 687 |
| D.I. Yogyakarta | 36 | 11 | - | 316 | 68 | 58 | 10 | 499 |
| Jawa Timur | 46 | 39 | - | 670 | 148 | 221 | 53 | 1.177 |
| Aceh | 6 | 25 | - | 103 | 99 | 58 | 10 | 301 |
| Sumatera Utara | 26 | 13 | - | 117 | 85 | 41 | 5 | 287 |
| Sumatera Barat | 22 | 47 | - | 156 | 61 | 73 | 5 | 364 |
| Riau | 8 | 13 | - | 42 | 46 | 20 | 6 | 135 |
| Kepulauan Riau | 1 | 8 | - | 10 | 12 | 22 | 2 | 55 |
| Jambi | - | 15 | - | 39 | 31 | 10 | 1 | 96 |
| Sumatera Selatan | 5 | 14 | - | 82 | 36 | 16 | 7 | 160 |
| Bangka Belitung | - | 2 | - | 6 | 12 | 19 | 2 | 41 |
| Bengkulu | 5 | 25 | - | 24 | 21 | 8 | 4 | 87 |
| Lampung | 8 | 14 | - | 56 | 67 | 55 | 5 | 205 |
| Kalimantan Barat | 2 | 19 | - | 17 | 79 | 36 | 4 | 157 |
| Kalimantan Tengah | - | 8 | - | 16 | 27 | 10 | 2 | 63 |
| Kalimantan Selatan | 6 | 25 | - | 52 | 44 | 29 | 6 | 162 |
| Kalimantan Timur | 5 | 19 | - | 34 | 72 | 43 | 10 | 183 |
| Kalimantan Utara | - | 4 | - | - | 14 | 17 | 3 | 38 |
| Sulawesi Utara | 3 | 59 | 1 | 35 | 56 | 23 | 8 | 185 |
| Gorontalo | 3 | 18 | - | 24 | 28 | 20 | 3 | 96 |
| Sulawesi Tengah | 1 | 7 | - | 28 | 38 | 17 | 6 | 97 |
| Sulawesi Selatan | 17 | 22 | - | 208 | 61 | 106 | 10 | 424 |
| Sulawesi Barat | - | - | - | - | 14 | 25 | 1 | 40 |
| Sulawesi Tenggara | 3 | 17 | - | 31 | 52 | 36 | 1 | 140 |
| Maluku | - | 11 | - | 12 | 40 | 57 | 1 | 121 |
| Maluku Utara | - | 17 | - | 6 | 17 | 14 | - | 54 |
| Bali | 7 | 27 | - | 119 | 38 | 35 | 5 | 231 |
| Nusa Tenggara Barat | - | 3 | - | 33 | 27 | 15 | 1 | 79 |
| Nusa Tenggara Timur | - | 27 | - | 15 | 46 | 22 | 3 | 113 |
| Papua | - | 16 | - | 10 | 56 | 31 | 1 | 114 |
| Papua Barat | - | 5 | - | 2 | 21 | 35 | 1 | 64 |
| INDONESIA | 345 | 662 | 1 | 3.513 | 1.693 | 1.445 | 230 | 7.889 |

TABEL 2.17 TABLE
AKREDITASI PROGRAM STUDI TIAP PROVINSI
STUDY PROGRAM ACCREDITATION BY PROVINCE
 LINGKUP / SCOPE : KEMDIKTISAINTEK / MoHES
 STATUS / STATUS : SWASTA / PRIVATE
 TAHUN / YEAR : 2025

| Provinsi <i>Province</i> | A | B | C | Unggul <i>Superior</i> | Baik Sekali <i>Very Good</i> | Baik <i>Good</i> | Terakreditasi <i>Accredited</i> | Jumlah <i>Total</i> |
|-----------------------------|------------|--------------|-----------|---------------------------|---------------------------------|---------------------|------------------------------------|------------------------|
| (1) | (2) | (3) | (4) | (5) | (6) | (7) | (8) | (9) |
| D.K.I. Jakarta | 48 | 162 | 2 | 406 | 629 | 540 | 51 | 1.838 |
| Jawa Barat | 26 | 220 | 14 | 270 | 774 | 889 | 53 | 2.246 |
| Banten | 1 | 53 | 2 | 10 | 167 | 307 | 14 | 554 |
| Jawa Tengah | 10 | 141 | 6 | 310 | 591 | 566 | 54 | 1.678 |
| D.I. Yogyakarta | 23 | 73 | 4 | 219 | 262 | 185 | 13 | 779 |
| Jawa Timur | 24 | 303 | 2 | 334 | 858 | 814 | 54 | 2.389 |
| Aceh | - | 36 | - | 9 | 127 | 174 | 10 | 356 |
| Sumatera Utara | 2 | 107 | 5 | 101 | 424 | 503 | 29 | 1.171 |
| Sumatera Barat | 1 | 60 | 1 | 29 | 171 | 171 | 15 | 448 |
| Riau | 3 | 61 | 1 | 42 | 135 | 161 | 16 | 419 |
| Kepulauan Riau | - | 12 | - | 10 | 51 | 79 | - | 152 |
| Jambi | - | 20 | - | 2 | 58 | 77 | 8 | 165 |
| Sumatera Selatan | - | 66 | - | 22 | 161 | 174 | 18 | 441 |
| Bangka Belitung | - | 1 | - | 1 | 13 | 31 | - | 46 |
| Bengkulu | 1 | 13 | - | 4 | 58 | 31 | 2 | 109 |
| Lampung | 2 | 23 | - | 29 | 109 | 164 | 6 | 333 |
| Kalimantan Barat | 1 | 18 | - | 8 | 53 | 83 | 2 | 165 |
| Kalimantan Tengah | 2 | 11 | - | 3 | 23 | 60 | 5 | 104 |
| Kalimantan Selatan | - | 17 | - | 8 | 84 | 98 | 3 | 210 |
| Kalimantan Timur | - | 25 | - | 9 | 52 | 103 | 6 | 195 |
| Kalimantan Utara | - | - | - | - | 3 | 19 | - | 22 |
| Sulawesi Utara | 1 | 11 | - | - | 27 | 121 | 3 | 163 |
| Gorontalo | - | 19 | - | 1 | 21 | 81 | 2 | 124 |
| Sulawesi Tengah | - | 15 | 3 | 3 | 51 | 81 | 8 | 161 |
| Sulawesi Selatan | 6 | 104 | 3 | 92 | 315 | 466 | 29 | 1.015 |
| Sulawesi Barat | - | 3 | - | - | 19 | 49 | 4 | 75 |
| Sulawesi Tenggara | 2 | 24 | 4 | 4 | 37 | 163 | 13 | 247 |
| Maluku | - | 14 | - | - | 21 | 90 | 1 | 126 |
| Maluku Utara | - | 12 | 2 | - | 25 | 79 | 1 | 119 |
| Bali | 3 | 27 | - | 55 | 130 | 134 | 14 | 363 |
| Nusa Tenggara Barat | - | 30 | 1 | 8 | 137 | 215 | 14 | 405 |
| Nusa Tenggara Timur | 1 | 30 | - | 1 | 95 | 180 | 4 | 311 |
| Papua | - | 21 | 1 | - | 28 | 148 | 6 | 204 |
| Papua Barat | - | 13 | 1 | 6 | 24 | 73 | 5 | 122 |
| INDONESIA | 157 | 1.745 | 52 | 1.996 | 5.733 | 7.109 | 463 | 17.255 |



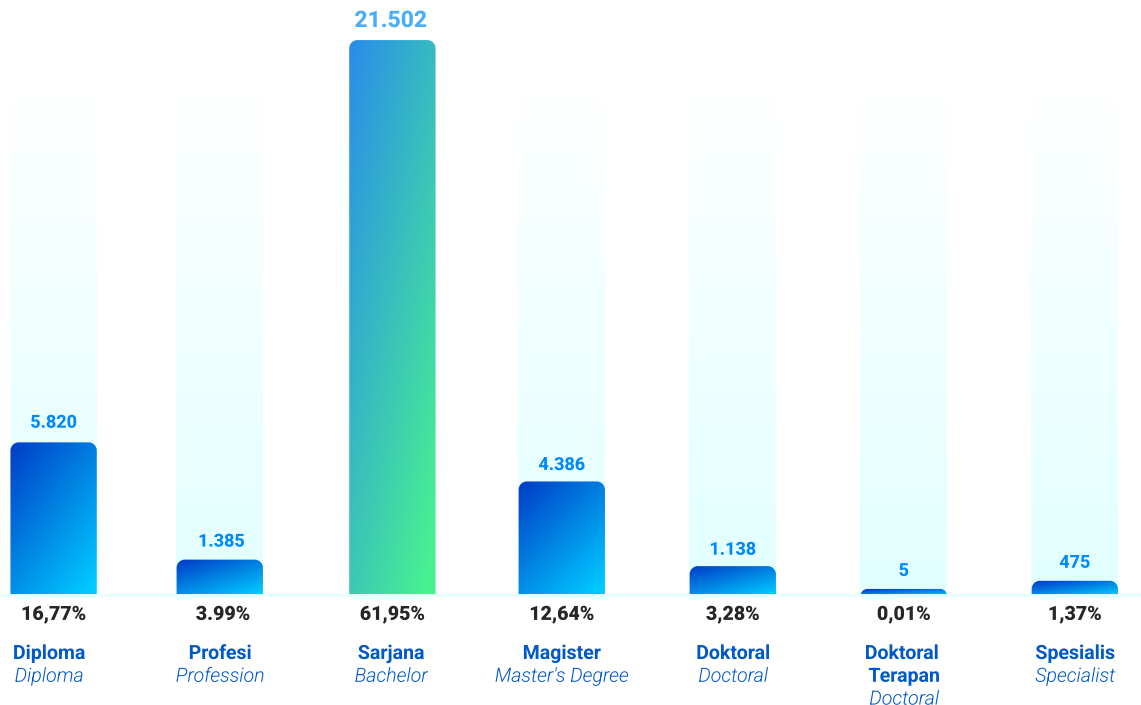
Program Studi

Study Programs



Statistik program studi pendidikan tinggi tahun 2025 memberikan gambaran komprehensif terkait distribusi akademik berdasarkan program pendidikan, kelompok bidang ilmu, dan sebaran wilayah provinsi. Selain itu, pemetaan wilayah memperlihatkan pemerataan akses pada program sarjana dan beberapa bidang ilmu utama di Indonesia.

Higher education study program statistics for 2025 provide a comprehensive overview of academic distribution by education programs, knowledge fields, and provincial breakdown. Regional mapping shows the relatively even access to the bachelor's programs, and across several key knowledge fields throughout Indonesia.



GRAFIK 3.1 GRAPHIC

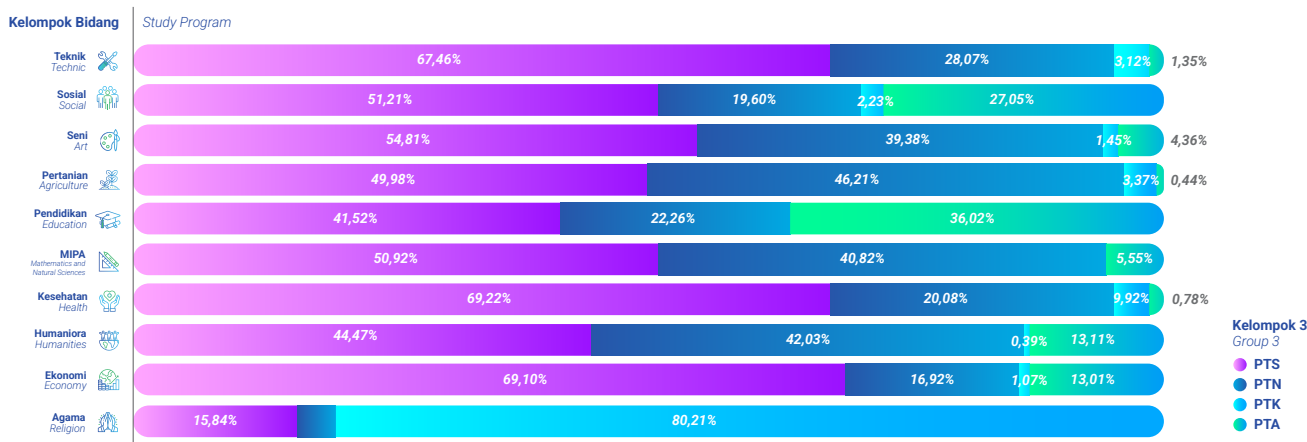
JUMLAH PROGRAM STUDI BERDASARKAN PROGRAM PENDIDIKAN
NUMBER OF STUDY PROGRAMS BASED ON LEVEL OF EDUCATION

Grafik di atas menunjukkan jumlah program studi berdasarkan program pendidikan pada tahun 2025. Proporsi program studi sarjana masih mendominasi dengan jumlah 21.502 atau 61,95 persen dari jumlah program studi aktif. Angka ini meningkat sebesar 2,65 persen dibandingkan dengan tahun 2024 meskipun lembaga perguruan tinggi mengalami penurunan jumlah. Selain program studi sarjana, program studi magister bertambah sebesar 6,64 persen, program studi doktor bertambah sebesar 8,24 persen, program studi profesi bertambah sebesar 9,3 persen, dan program studi spesialis bertambah sebesar 2,15 persen. Hanya program studi diploma yang mengalami penurunan sebanyak 1,25 persen dari tahun 2024.


The graphs above show the number of study programs by education programs in 2025. Bachelor's programs remain dominant, accounting for 21,502 programs, or 61.95 percent of the total number of active study programs. This share rose by 2.65 percent compared to 2024, even though the number of higher education institutions declined. Meanwhile, master's programs grew by 6.64 percent, doctoral programs grew by 8.24 percent, profession programs posted a 9.30 percent increase, and specialist programs climbed by 2.15 percent. Only diploma programs experienced a 1.25 percent decline compared to 2024.

Sementara itu, program studi doktoral terapan merupakan yang paling sedikit sepanjang tahun 2025, yakni hanya 5 dan program studi spesialis tercatat 475 program studi. Namun, angka ini mengalami peningkatan jika dibandingkan dengan tahun 2024 yang berjumlah 4 program studi pada doktoral terapan dan 465 program studi spesialis.

Meanwhile, the applied doctoral programs record the fewest in 2025, with only five programs, while specialist programs total 475. However, both figures increased compared to 2024, when there were only four applied doctoral programs and 465 specialist programs.



GRAFIK 3.2 GRAPHIC
JUMLAH PROGRAM STUDI BERDASARKAN BIDANG ILMU DAN KATEGORI INSTITUSI
 NUMBER OF STUDY PROGRAMS BASED ON KNOWLEDGE FIELD AND INSTITUTIONAL CATEGORY



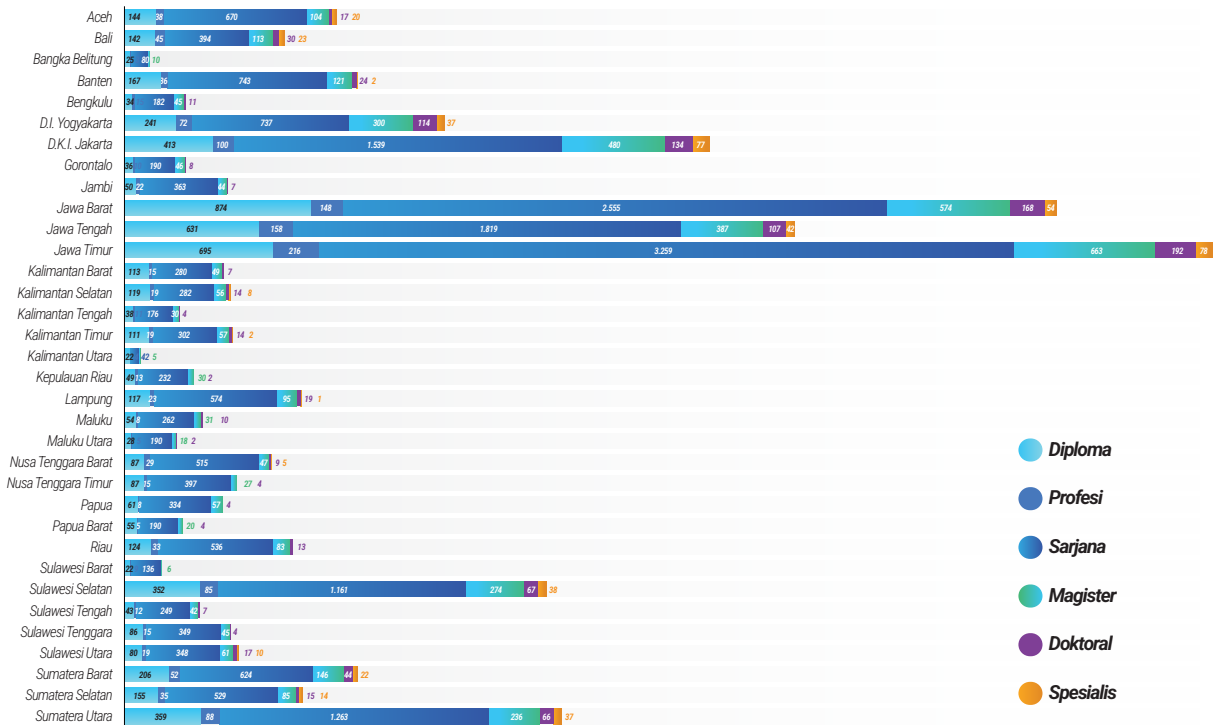
GRAFIK 3.3 GRAPHIC
JUMLAH PROGRAM STUDI BERDASARKAN KELOMPOK BIDANG ILMU DAN KELOMPOK PERGURUAN TINGGI
 NUMBER OF STUDY PROGRAMS BASED ON FIELD GROUP AND UNIVERSITY GROUP

Apabila ditinjau berdasarkan kelompok bidang ilmu, proporsi tertinggi secara nasional pada tahun 2025 terdapat pada kelompok bidang ilmu pendidikan. Dari total 34.711 program studi yang berstatus aktif, sebanyak 7.049 program studi bermuara pada kelompok bidang ilmu pendidikan. Berdasarkan rincian data, posisi ini disusul oleh kelompok bidang ilmu teknik dengan 6.223 program studi dan kesehatan sebanyak 4.980 program studi. Sebaliknya, kelompok bidang ilmu seni dan humaniora menjadi kelompok bidang ilmu dengan jumlah program studi paling sedikit, yakni 551 program studi aktif pada bidang seni dan 778 program studi aktif pada bidang humaniora.

When reviewed by the knowledge field, the education field represents the largest share at the national level in 2025. Of the total 34,711 active study programs, 7,049 programs are in the education field. This position is followed by the engineering field, with 6,223 programs, and the health sciences field, with 4,980 programs. In contrast, the arts and humanities knowledge fields have the fewest study programs, with 551 active programs in the arts and 778 active programs in the humanities.

Berdasarkan kelompok bidang ilmu, dominasi Perguruan Tinggi Swasta (PTS) menjadi sangat signifikan di berbagai bidang strategis, seperti pada kelompok ekonomi (69,10 persen), kelompok kesehatan (69,22 persen), dan teknik (67,46 persen). Sementara itu, kelompok bidang ilmu agama secara mutlak didominasi oleh Perguruan Tinggi Agama (PTA) dengan proporsi mencapai 80,21 persen. Hal yang sama juga terjadi pada kelompok bidang ilmu kesehatan. Meskipun PTS mendominasi, tercatat sebanyak 9,92 persen dari total program studi pada bidang ini diselenggarakan oleh Perguruan Tinggi Kedinasan (PTK).

Based on institutional category, private higher education institutions dominate across several strategic knowledge fields, particularly economics (69.10 percent), health sciences (69.22 percent), and engineering (67.46 percent). Meanwhile, the religious knowledge field is overwhelmingly dominated by religious higher education institutions, accounting for 80.21 percent of the total study programs. A similar pattern is observed in the health sciences field; although private higher education institutions remain dominant overall, 9.92 percent of study programs are administered by government higher education institutions.



GRAFIK 3.4 GRAPHIC
SEBARAN PROGRAM STUDI BERDASARKAN PROVINSI DAN PROGRAM PENDIDIKAN
 NUMBER OF STUDY PROGRAMS BASED ON PROVINCE AND LEVEL OF EDUCATION

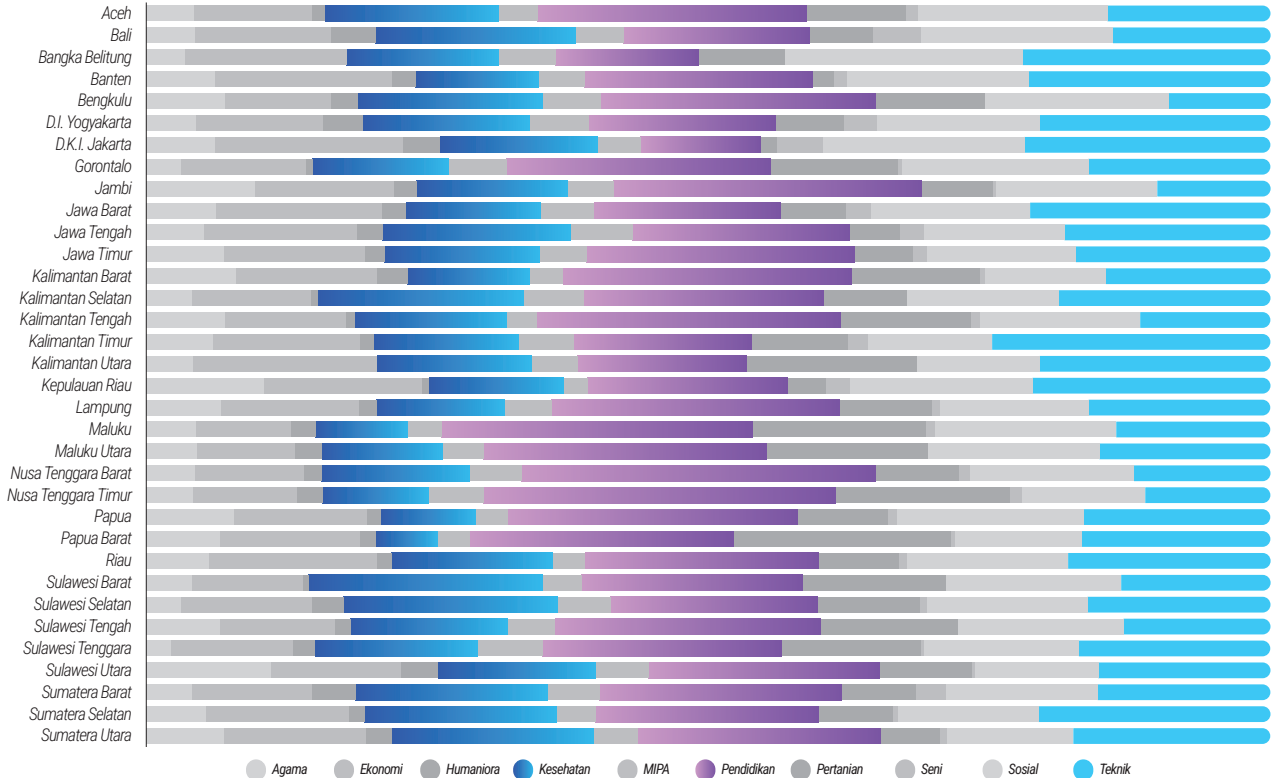
- Diploma
- Profesi
- Sarjana
- Magister
- Doktor
- Spesialis

Sebaran program studi berdasarkan provinsi dan program pendidikan pada tahun 2025 menunjukkan bahwa keberadaan program sarjana sudah merata dan mendominasi di setiap provinsi di Indonesia. Namun, kondisi yang berbeda terlihat pada program doktor dan spesialis, di mana Provinsi Kepulauan Bangka Belitung, Kalimantan Utara, dan Sulawesi Barat tercatat belum menyelenggarakan kedua program pendidikan lanjutan tersebut.

The distribution of study programs by province and education programs in 2025 indicates that bachelor's programs are evenly distributed and predominant across all provinces in Indonesia. In contrast, a different pattern emerges in the doctoral and specialist programs, where the provinces of Bangka Belitung Islands, North Kalimantan, and West Sulawesi are not yet reported to offer either of these advanced education programs.

Sementara program pendidikan doctoral pada kelompok bidang ilmu seni bertambah satu program studi dari tahun sebelumnya menjadi sepuluh pada tahun 2025. Untuk program pendidikan spesialis baru diselenggarakan untuk kelompok bidang ilmu kesehatan sebanyak 472 program studi, kelompok bidang ilmu sosial sebanyak 2 program studi, dan kelompok bidang ilmu MIPA sebanyak 1 program studi.

In the doctoral programs, the arts knowledge field saw an increase of one study program from the previous year, bringing the total to ten programs in 2025. Meanwhile, specialist programs are offered primarily in the health sciences knowledge field, with 472 programs, followed by the social sciences with two programs and the mathematics and natural sciences with one program.



GRAFIK 3.5 GRAPHIC
SEBARAN PROGRAM STUDI BERDASARKAN PROVINSI DAN KELOMPOK BIDANG ILMU
 NUMBER OF STUDY PROGRAMS BASED ON PROVINCE AND KNOWLEDGE FIELD

Adapun rincian sebaran program studi berdasarkan provinsi dan kelompok bidang ilmu pada tahun 2025, kelompok bidang ilmu pendidikan, teknik, dan kesehatan mendominasi di berbagai provinsi. Di sisi lain, penyelenggaraan program studi pada kelompok bidang ilmu sosial, pertanian, dan ekonomi menunjukkan proporsi yang relatif berimbang dan merata di hampir seluruh wilayah. Sebaliknya, kelompok bidang ilmu humaniora dan seni menempati posisi dengan proporsi sebaran paling sedikit di setiap daerah, sejalan dengan jumlah program studi yang aktif pada tahun 2025.

Regarding the detailed distribution of study programs by province and knowledge field in 2025, the education, engineering, and health sciences knowledge fields dominate across most regions. Meanwhile, the provision of study programs in the social sciences, agriculture, and economics fields shows a relatively balanced and even proportion across nearly all provinces. By contrast, the humanities and arts fields have the smallest proportional distribution in every province, consistent with the limited number of active study programs in these fields for 2025.

TABEL 3.1 TABLE

JUMLAH PROGRAM STUDI MENURUT BENTUK PENDIDIKAN TIAP PROVINSI
NUMBER OF STUDY PROGRAMS BASED ON FORM OF HIGHER EDUCATION INSTITUTION BY PROVINCE
 LINGKUP / SCOPE : NASIONAL / NATIONAL
 STATUS / STATUS : NEGERI+SWASTA / PUBLIC+PRIVATE
 TAHUN / YEAR : 2025

| Provinsi <i>Province</i> | Universitas <i>University</i> | Institut <i>Institute</i> | Sekolah Tinggi <i>Sch. of High Learning</i> | Akademi <i>Academy</i> | Akademi Komunitas <i>Community College</i> | Politeknik <i>Polytechnic</i> | Jumlah <i>Total</i> |
|-----------------------------|----------------------------------|------------------------------|--|---------------------------|---|----------------------------------|------------------------|
| (1) | (2) | (3) | (4) | (5) | (6) | (7) | (8) |
| D.K.I. Jakarta | 1.845 | 259 | 443 | 57 | 1 | 138 | 2.743 |
| Jawa Barat | 2.319 | 675 | 871 | 73 | 2 | 433 | 4.373 |
| Banten | 753 | 63 | 174 | 16 | - | 87 | 1.093 |
| Jawa Tengah | 2.266 | 170 | 405 | 54 | 9 | 240 | 3.144 |
| D.I. Yogyakarta | 1.149 | 76 | 170 | 34 | 8 | 64 | 1.501 |
| Jawa Timur | 3.349 | 556 | 787 | 63 | 17 | 333 | 5.105 |
| Aceh | 656 | 58 | 184 | 20 | 3 | 72 | 993 |
| Sumatera Utara | 1.216 | 204 | 434 | 66 | - | 129 | 2.049 |
| Sumatera Barat | 787 | 62 | 126 | 32 | - | 87 | 1.094 |
| Riau | 458 | 149 | 115 | 17 | - | 55 | 794 |
| Kepulauan Riau | 146 | 42 | 98 | 1 | 1 | 38 | 326 |
| Jambi | 288 | 111 | 59 | 6 | - | 22 | 486 |
| Sumatera Selatan | 533 | 50 | 153 | 16 | 3 | 78 | 833 |
| Bangka Belitung | 61 | 30 | 5 | - | 1 | 21 | 118 |
| Bengkulu | 203 | 27 | 33 | 3 | 3 | 18 | 287 |
| Lampung | 489 | 113 | 157 | 11 | - | 59 | 829 |
| Kalimantan Barat | 209 | 52 | 104 | 12 | - | 87 | 464 |
| Kalimantan Tengah | 170 | 33 | 30 | 3 | - | 23 | 259 |
| Kalimantan Selatan | 294 | 25 | 85 | 13 | 1 | 80 | 498 |
| Kalimantan Timur | 255 | 52 | 103 | 5 | 3 | 87 | 505 |
| Kalimantan Utara | 43 | - | 11 | - | - | 19 | 73 |
| Sulawesi Utara | 291 | 72 | 111 | 12 | 2 | 47 | 535 |
| Gorontalo | 241 | 32 | 2 | - | - | 15 | 290 |
| Sulawesi Tengah | 254 | 4 | 63 | 8 | - | 23 | 352 |
| Sulawesi Selatan | 1.255 | 245 | 247 | 43 | 5 | 183 | 1.978 |
| Sulawesi Barat | 107 | 16 | 44 | 2 | - | 4 | 173 |
| Sulawesi Tenggara | 324 | 70 | 49 | 16 | 2 | 38 | 499 |
| Maluku | 235 | 31 | 54 | 4 | - | 41 | 365 |
| Maluku Utara | 148 | 41 | 36 | 3 | - | 15 | 243 |
| Bali | 478 | 105 | 69 | 6 | 3 | 88 | 749 |
| Nusa Tenggara Barat | 442 | 87 | 126 | 10 | 2 | 25 | 692 |
| Nusa Tenggara Timur | 317 | 46 | 91 | 8 | - | 68 | 530 |
| Papua | 251 | 41 | 127 | 11 | - | 34 | 464 |
| Papua Barat | 174 | 12 | 54 | - | - | 34 | 274 |
| INDONESIA | 22.006 | 3.609 | 5.620 | 625 | 66 | 2.785 | 34.711 |

TABEL 3.2 TABLE

JUMLAH PROGRAM STUDI MENURUT BENTUK PENDIDIKAN TIAP PROVINSI
NUMBER OF STUDY PROGRAMS BASED ON FORM OF HIGHER EDUCATION INSTITUTION BY PROVINCE
 LINGKUP / SCOPE : KEMDIKTISAINTEK / MoHES
 STATUS / STATUS : NEGERI+SWASTA / PUBLIC+PRIVATE
 TAHUN / YEAR : 2025

| Provinsi <i>Province</i> | Universitas <i>University</i> | Institut <i>Institute</i> | Sekolah Tinggi <i>Sch. of High Learning</i> | Akademi <i>Academy</i> | Akademi Komunitas <i>Community College</i> | Politeknik <i>Polytechnic</i> | Jumlah <i>Total</i> |
|-----------------------------|----------------------------------|------------------------------|--|---------------------------|---|----------------------------------|------------------------|
| (1) | (2) | (3) | (4) | (5) | (6) | (7) | (8) |
| D.K.I. Jakarta | 1.831 | 225 | 221 | 57 | 1 | 95 | 2.430 |
| Jawa Barat | 2.092 | 492 | 403 | 69 | 2 | 331 | 3.389 |
| Banten | 614 | 33 | 81 | 16 | - | 44 | 788 |
| Jawa Tengah | 2.026 | 83 | 216 | 45 | 9 | 163 | 2.542 |
| D.I. Yogyakarta | 1.074 | 64 | 115 | 28 | 8 | 41 | 1.330 |
| Jawa Timur | 2.851 | 314 | 359 | 51 | 17 | 246 | 3.838 |
| Aceh | 554 | 9 | 64 | 20 | 3 | 48 | 698 |
| Sumatera Utara | 1.108 | 148 | 200 | 66 | - | 90 | 1.612 |
| Sumatera Barat | 662 | 47 | 74 | 32 | - | 66 | 881 |
| Riau | 401 | 68 | 57 | 17 | - | 46 | 589 |
| Kepulauan Riau | 146 | 29 | 20 | 1 | 1 | 35 | 232 |
| Jambi | 213 | 17 | 38 | 6 | - | 8 | 282 |
| Sumatera Selatan | 474 | 26 | 90 | 10 | 3 | 51 | 654 |
| Bangka Belitung | 61 | 14 | 2 | - | 1 | 16 | 94 |
| Bengkulu | 169 | - | 19 | 3 | 3 | 4 | 198 |
| Lampung | 373 | 89 | 56 | 11 | - | 43 | 572 |
| Kalimantan Barat | 191 | 27 | 44 | 11 | - | 71 | 344 |
| Kalimantan Tengah | 144 | 3 | 20 | 2 | - | 16 | 185 |
| Kalimantan Selatan | 251 | 9 | 55 | 13 | 1 | 68 | 397 |
| Kalimantan Timur | 226 | 43 | 56 | 4 | 3 | 75 | 407 |
| Kalimantan Utara | 43 | - | 5 | - | - | 19 | 67 |
| Sulawesi Utara | 291 | 20 | 39 | 12 | 2 | 28 | 392 |
| Gorontalo | 241 | 3 | 2 | - | - | 7 | 253 |
| Sulawesi Tengah | 221 | 4 | 32 | 8 | - | 9 | 274 |
| Sulawesi Selatan | 1.133 | 143 | 174 | 36 | 2 | 133 | 1.621 |
| Sulawesi Barat | 96 | 16 | 20 | 2 | - | - | 134 |
| Sulawesi Tenggara | 324 | 36 | 35 | 15 | - | 31 | 441 |
| Maluku | 202 | 8 | 40 | 4 | - | 33 | 287 |
| Maluku Utara | 148 | 18 | 14 | 3 | - | 8 | 191 |
| Bali | 453 | 87 | 47 | 6 | 3 | 58 | 654 |
| Nusa Tenggara Barat | 395 | 27 | 72 | 10 | 2 | 9 | 515 |
| Nusa Tenggara Timur | 317 | 30 | 59 | 8 | - | 50 | 464 |
| Papua | 251 | 27 | 59 | 11 | - | 11 | 359 |
| Papua Barat | 174 | - | 25 | - | - | 17 | 216 |
| INDONESIA | 19.750 | 2.159 | 2.813 | 577 | 61 | 1.970 | 27.330 |

TABEL 3.3 TABLE

JUMLAH PROGRAM STUDI MENURUT BENTUK PENDIDIKAN TIAP PROVINSI
NUMBER OF STUDY PROGRAMS BASED ON FORM OF HIGHER EDUCATION INSTITUTION BY PROVINCE
 LINGKUP / SCOPE : KEMDIKTISAINTEK / MoHEST
 STATUS / STATUS : NEGERI / PUBLIC
 TAHUN / YEAR : 2025

| Provinsi <i>Province</i> | Universitas <i>University</i> | Institut <i>Institute</i> | Sekolah Tinggi <i>Sch. of High Learning</i> | Akademi <i>Academy</i> | Akademi Komunitas <i>Community College</i> | Politeknik <i>Polytechnic</i> | Jumlah <i>Total</i> |
|-----------------------------|----------------------------------|------------------------------|--|---------------------------|---|----------------------------------|------------------------|
| (1) | (2) | (3) | (4) | (5) | (6) | (7) | (8) |
| D.K.I. Jakarta | 435 | - | - | - | - | 25 | 460 |
| Jawa Barat | 471 | 329 | - | - | - | 116 | 916 |
| Banten | 123 | - | - | - | - | - | 123 |
| Jawa Tengah | 639 | 23 | - | - | - | 47 | 709 |
| D.I. Yogyakarta | 482 | 29 | - | - | 3 | - | 514 |
| Jawa Timur | 941 | 107 | - | - | 7 | 172 | 1.227 |
| Aceh | 273 | 9 | - | - | 3 | 28 | 313 |
| Sumatera Utara | 273 | - | - | - | - | 30 | 303 |
| Sumatera Barat | 309 | 27 | - | - | - | 57 | 393 |
| Riau | 116 | - | - | - | - | 21 | 137 |
| Kepulauan Riau | 35 | - | - | - | - | 25 | 60 |
| Jambi | 99 | - | - | - | - | - | 99 |
| Sumatera Selatan | 125 | - | - | - | - | 41 | 166 |
| Bangka Belitung | 36 | - | - | - | - | 9 | 45 |
| Bengkulu | 86 | - | - | - | 3 | - | 89 |
| Lampung | 128 | 42 | - | - | - | 37 | 207 |
| Kalimantan Barat | 102 | - | - | - | - | 61 | 163 |
| Kalimantan Tengah | 63 | - | - | - | - | - | 63 |
| Kalimantan Selatan | 131 | - | - | - | - | 32 | 163 |
| Kalimantan Timur | 107 | 27 | - | - | - | 57 | 191 |
| Kalimantan Utara | 35 | - | - | - | - | 4 | 39 |
| Sulawesi Utara | 163 | - | - | - | - | 28 | 191 |
| Gorontalo | 105 | - | - | - | - | - | 105 |
| Sulawesi Tengah | 97 | - | - | - | - | - | 97 |
| Sulawesi Selatan | 375 | 21 | - | - | - | 71 | 467 |
| Sulawesi Barat | 46 | - | - | - | - | - | 46 |
| Sulawesi Tenggara | 146 | - | - | - | - | - | 146 |
| Maluku | 114 | - | - | - | - | 33 | 147 |
| Maluku Utara | 54 | - | - | - | - | - | 54 |
| Bali | 216 | 23 | - | - | - | 36 | 275 |
| Nusa Tenggara Barat | 78 | - | - | - | - | - | 78 |
| Nusa Tenggara Timur | 86 | - | - | - | - | 32 | 118 |
| Papua | 125 | 5 | - | - | - | - | 130 |
| Papua Barat | 65 | - | - | - | - | 8 | 73 |
| INDONESIA | 6.679 | 642 | - | - | 16 | 970 | 8.307 |

TABEL 3.4 TABLE

JUMLAH PROGRAM STUDI MENURUT BENTUK PENDIDIKAN TIAP PROVINSI
NUMBER OF STUDY PROGRAMS BASED ON FORM OF HIGHER EDUCATION INSTITUTION BY PROVINCE
 LINGKUP / SCOPE : KEMDIKTISAINTEK / MoHEST
 STATUS / STATUS : SWASTA / PRIVATE
 TAHUN / YEAR : 2025

| Provinsi <i>Province</i> | Universitas <i>University</i> | Institut <i>Institute</i> | Sekolah Tinggi <i>Sch. of High Learning</i> | Akademi <i>Academy</i> | Akademi Komunitas <i>Community College</i> | Politeknik <i>Polytechnic</i> | Jumlah <i>Total</i> |
|-----------------------------|----------------------------------|------------------------------|--|---------------------------|---|----------------------------------|------------------------|
| (1) | (2) | (3) | (4) | (5) | (6) | (7) | (8) |
| D.K.I. Jakarta | 1.396 | 225 | 221 | 57 | 1 | 70 | 1.970 |
| Jawa Barat | 1.621 | 163 | 403 | 69 | 2 | 215 | 2.473 |
| Banten | 491 | 33 | 81 | 16 | - | 44 | 665 |
| Jawa Tengah | 1.387 | 60 | 216 | 45 | 9 | 116 | 1.833 |
| D.I. Yogyakarta | 592 | 35 | 115 | 28 | 5 | 41 | 816 |
| Jawa Timur | 1.910 | 207 | 359 | 51 | 10 | 74 | 2.611 |
| Aceh | 281 | - | 64 | 20 | - | 20 | 385 |
| Sumatera Utara | 835 | 148 | 200 | 66 | - | 60 | 1.309 |
| Sumatera Barat | 353 | 20 | 74 | 32 | - | 9 | 488 |
| Riau | 285 | 68 | 57 | 17 | - | 25 | 452 |
| Kepulauan Riau | 111 | 29 | 20 | 1 | 1 | 10 | 172 |
| Jambi | 114 | 17 | 38 | 6 | - | 8 | 183 |
| Sumatera Selatan | 349 | 26 | 90 | 10 | 3 | 10 | 488 |
| Bangka Belitung | 25 | 14 | 2 | - | 1 | 7 | 49 |
| Bengkulu | 83 | - | 19 | 3 | - | 4 | 109 |
| Lampung | 245 | 47 | 56 | 11 | - | 6 | 365 |
| Kalimantan Barat | 89 | 27 | 44 | 11 | - | 10 | 181 |
| Kalimantan Tengah | 81 | 3 | 20 | 2 | - | 16 | 122 |
| Kalimantan Selatan | 120 | 9 | 55 | 13 | 1 | 36 | 234 |
| Kalimantan Timur | 119 | 16 | 56 | 4 | 3 | 18 | 216 |
| Kalimantan Utara | 8 | - | 5 | - | - | 15 | 28 |
| Sulawesi Utara | 128 | 20 | 39 | 12 | 2 | - | 201 |
| Gorontalo | 136 | 3 | 2 | - | - | 7 | 148 |
| Sulawesi Tengah | 124 | 4 | 32 | 8 | - | 9 | 177 |
| Sulawesi Selatan | 758 | 122 | 174 | 36 | 2 | 62 | 1.154 |
| Sulawesi Barat | 50 | 16 | 20 | 2 | - | - | 88 |
| Sulawesi Tenggara | 178 | 36 | 35 | 15 | - | 31 | 295 |
| Maluku | 88 | 8 | 40 | 4 | - | - | 140 |
| Maluku Utara | 94 | 18 | 14 | 3 | - | 8 | 137 |
| Bali | 237 | 64 | 47 | 6 | 3 | 22 | 379 |
| Nusa Tenggara Barat | 317 | 27 | 72 | 10 | 2 | 9 | 437 |
| Nusa Tenggara Timur | 231 | 30 | 59 | 8 | - | 18 | 346 |
| Papua | 126 | 22 | 59 | 11 | - | 11 | 229 |
| Papua Barat | 109 | - | 25 | - | - | 9 | 143 |
| INDONESIA | 13.071 | 1.517 | 2.813 | 577 | 45 | 1.000 | 19.023 |

TABEL 3.5 TABLE

JUMLAH PROGRAM STUDI MENURUT BENTUK PENDIDIKAN TIAP PROVINSI
NUMBER OF STUDY PROGRAMS BASED ON FORM OF HIGHER EDUCATION INSTITUTION BY PROVINCE
 LINGKUP / SCOPE : KEMENAG / MoRA
 STATUS / STATUS : NEGERI + SWASTA / PUBLIC + PRIVATE
 TAHUN / YEAR : 2025

| Provinsi Province | Universitas University | Institut Institute | Sekolah Tinggi Sch. of High Learning | Akademi Academy | Akademi Komunitas Community College | Politeknik Polytechnic | Jumlah Total |
|----------------------|---------------------------|-----------------------|---|--------------------|--|---------------------------|-----------------|
| (1) | (2) | (3) | (4) | (5) | (6) | (7) | (8) |
| D.K.I. Jakarta | 14 | 34 | 212 | - | - | - | 260 |
| Jawa Barat | 185 | 170 | 450 | - | - | - | 805 |
| Banten | 139 | 30 | 89 | - | - | - | 258 |
| Jawa Tengah | 240 | 87 | 187 | - | - | - | 514 |
| D.I. Yogyakarta | 75 | 12 | 45 | - | - | - | 132 |
| Jawa Timur | 498 | 242 | 418 | - | - | - | 1.158 |
| - | - | - | - | - | - | - | - |
| Aceh | 102 | 49 | 120 | - | - | - | 271 |
| Sumatera Utara | 108 | 56 | 232 | - | - | - | 396 |
| Sumatera Barat | 125 | 15 | 52 | - | - | - | 192 |
| Riau | 57 | 81 | 58 | - | - | - | 196 |
| Kepulauan Riau | - | 13 | 78 | - | - | - | 91 |
| Jambi | 75 | 94 | 21 | - | - | - | 190 |
| Sumatera Selatan | 59 | 24 | 63 | 6 | - | - | 152 |
| Bangka Belitung | - | 16 | 3 | - | - | - | 19 |
| Bengkulu | 34 | 27 | 14 | - | - | - | 75 |
| Lampung | 116 | 24 | 101 | - | - | - | 241 |
| - | - | - | - | - | - | - | - |
| Kalimantan Barat | 18 | 25 | 60 | - | - | - | 103 |
| Kalimantan Tengah | 26 | 30 | 10 | - | - | - | 66 |
| Kalimantan Selatan | 43 | 16 | 30 | - | - | - | 89 |
| Kalimantan Timur | 29 | 9 | 47 | 1 | - | - | 86 |
| Kalimantan Utara | - | - | 6 | - | - | - | 6 |
| - | - | - | - | - | - | - | - |
| Sulawesi Utara | - | 52 | 72 | - | - | - | 124 |
| Gorontalo | - | 29 | - | - | - | - | 29 |
| Sulawesi Tengah | 33 | - | 31 | - | - | - | 64 |
| Sulawesi Selatan | 122 | 102 | 71 | - | - | - | 295 |
| Sulawesi Barat | 11 | - | 24 | - | - | - | 35 |
| Sulawesi Tenggara | - | 34 | 14 | - | - | - | 48 |
| - | - | - | - | - | - | - | - |
| Maluku | 33 | 23 | 14 | - | - | - | 70 |
| Maluku Utara | - | 23 | 22 | - | - | - | 45 |
| Bali | 25 | 18 | 22 | - | - | - | 65 |
| Nusa Tenggara Barat | 47 | 60 | 54 | - | - | - | 161 |
| Nusa Tenggara Timur | - | 16 | 32 | - | - | - | 48 |
| Papua | - | 14 | 68 | - | - | - | 82 |
| Papua Barat | - | 12 | 27 | - | - | - | 39 |
| INDONESIA | 2.214 | 1.437 | 2.747 | 7 | - | - | 6.405 |

TABEL 3.6 TABLE

JUMLAH PROGRAM STUDI MENURUT BENTUK PENDIDIKAN TIAP PROVINSI
NUMBER OF STUDY PROGRAMS BASED ON FORM OF HIGHER EDUCATION INSTITUTION BY PROVINCE

LINGKUP / SCOPE : KEMENAG / MoRA
 STATUS / STATUS : NEGERI / PUBLIC
 TAHUN / YEAR : 2025

| Provinsi <i>Province</i> | Universitas <i>University</i> | Institut <i>Institute</i> | Sekolah Tinggi <i>Sch. of High Learning</i> | Akademi <i>Academy</i> | Akademi Komunitas <i>Community College</i> | Politeknik <i>Polytechnic</i> | Jumlah <i>Total</i> |
|-----------------------------|----------------------------------|------------------------------|--|---------------------------|---|----------------------------------|------------------------|
| (1) | (2) | (3) | (4) | (5) | (6) | (7) | (8) |
| D.K.I. Jakarta | - | - | 2 | - | - | - | 2 |
| Jawa Barat | 129 | - | - | - | - | - | 129 |
| Banten | 132 | - | 8 | - | - | - | 140 |
| Jawa Tengah | 240 | 5 | 16 | - | - | - | 261 |
| D.I. Yogyakarta | 75 | - | - | - | - | - | 75 |
| Jawa Timur | 315 | 1 | 1 | - | - | - | 317 |
| Aceh | 86 | 49 | 31 | - | - | - | 166 |
| Sumatera Utara | 102 | 24 | 20 | - | - | - | 146 |
| Sumatera Barat | 125 | 5 | - | - | - | - | 130 |
| Riau | 57 | 15 | - | - | - | - | 72 |
| Kepulauan Riau | - | - | 12 | - | - | - | 12 |
| Jambi | 50 | 27 | - | - | - | - | 77 |
| Sumatera Selatan | 48 | - | - | - | - | - | 48 |
| Bangka Belitung | - | 16 | 2 | - | - | - | 18 |
| Bengkulu | 34 | 27 | - | - | - | - | 61 |
| Lampung | 77 | - | 2 | - | - | - | 79 |
| Kalimantan Barat | - | 25 | 5 | - | - | - | 30 |
| Kalimantan Tengah | 26 | 30 | - | - | - | - | 56 |
| Kalimantan Selatan | 43 | - | - | - | - | - | 43 |
| Kalimantan Timur | 29 | - | - | - | - | - | 29 |
| Kalimantan Utara | - | - | - | - | - | - | - |
| Sulawesi Utara | - | 40 | - | - | - | - | 40 |
| Gorontalo | - | 29 | - | - | - | - | 29 |
| Sulawesi Tengah | 33 | - | 4 | - | - | - | 37 |
| Sulawesi Selatan | 100 | 70 | - | - | - | - | 170 |
| Sulawesi Barat | - | - | 12 | - | - | - | 12 |
| Sulawesi Tenggara | - | 27 | 2 | - | - | - | 29 |
| Maluku | 33 | 21 | - | - | - | - | 54 |
| Maluku Utara | - | 23 | - | - | - | - | 23 |
| Bali | 25 | 18 | - | - | - | - | 43 |
| Nusa Tenggara Barat | 38 | 15 | - | - | - | - | 53 |
| Nusa Tenggara Timur | - | 16 | - | - | - | - | 16 |
| Papua | - | 14 | 7 | - | - | - | 21 |
| Papua Barat | - | 12 | 4 | - | - | - | 16 |
| INDONESIA | 1.797 | 509 | 128 | - | - | - | 2.434 |

TABEL 3.7 TABLE

JUMLAH PROGRAM STUDI MENURUT BENTUK PENDIDIKAN TIAP PROVINSI
NUMBER OF STUDY PROGRAMS BASED ON FORM OF HIGHER EDUCATION INSTITUTION BY PROVINCE

LINGKUP / SCOPE : KEMENAG / MoRA
 STATUS / STATUS : SWASTA / PRIVATE
 TAHUN / YEAR : 2025

| Provinsi <i>Province</i> | Universitas <i>University</i> | Institut <i>Institute</i> | Sekolah Tinggi <i>Sch. of High Learning</i> | Akademi <i>Academy</i> | Akademi Komunitas <i>Community College</i> | Politeknik <i>Polytechnic</i> | Jumlah <i>Total</i> |
|-----------------------------|----------------------------------|------------------------------|--|---------------------------|---|----------------------------------|------------------------|
| (1) | (2) | (3) | (4) | (5) | (6) | (7) | (8) |
| D.K.I. Jakarta | 14 | 34 | 210 | - | - | - | 258 |
| Jawa Barat | 56 | 170 | 450 | - | - | - | 676 |
| Banten | 7 | 30 | 81 | - | - | - | 118 |
| Jawa Tengah | - | 82 | 171 | - | - | - | 253 |
| D.I. Yogyakarta | - | 12 | 45 | - | - | - | 57 |
| Jawa Timur | 183 | 241 | 417 | - | - | - | 841 |
| Aceh | 16 | - | 89 | - | - | - | 105 |
| Sumatera Utara | 6 | 32 | 212 | - | - | - | 250 |
| Sumatera Barat | - | 10 | 52 | - | - | - | 62 |
| Riau | - | 66 | 58 | - | - | - | 124 |
| Kepulauan Riau | - | 13 | 66 | - | - | - | 79 |
| Jambi | 25 | 67 | 21 | - | - | - | 113 |
| Sumatera Selatan | 11 | 24 | 63 | 6 | - | - | 104 |
| Bangka Belitung | - | - | 1 | - | - | - | 1 |
| Bengkulu | - | - | 14 | - | - | - | 14 |
| Lampung | 39 | 24 | 99 | - | - | - | 162 |
| Kalimantan Barat | 18 | - | 55 | - | - | - | 73 |
| Kalimantan Tengah | - | - | 10 | - | - | - | 10 |
| Kalimantan Selatan | - | 16 | 30 | - | - | - | 46 |
| Kalimantan Timur | - | 9 | 47 | 1 | - | - | 57 |
| Kalimantan Utara | - | - | 6 | - | - | - | 6 |
| Sulawesi Utara | - | 12 | 72 | - | - | - | 84 |
| Gorontalo | - | - | - | - | - | - | - |
| Sulawesi Tengah | - | - | 27 | - | - | - | 27 |
| Sulawesi Selatan | 22 | 32 | 71 | - | - | - | 125 |
| Sulawesi Barat | 11 | - | 12 | - | - | - | 23 |
| Sulawesi Tenggara | - | 7 | 12 | - | - | - | 19 |
| Maluku | - | 2 | 14 | - | - | - | 16 |
| Maluku Utara | - | - | 22 | - | - | - | 22 |
| Bali | - | - | 22 | - | - | - | 22 |
| Nusa Tenggara Barat | 9 | 45 | 54 | - | - | - | 108 |
| Nusa Tenggara Timur | - | - | 32 | - | - | - | 32 |
| Papua | - | - | 61 | - | - | - | 61 |
| Papua Barat | - | - | 23 | - | - | - | 23 |
| INDONESIA | 417 | 928 | 2.619 | 7 | - | - | 3.971 |

TABEL 3.8 TABLE

JUMLAH PROGRAM STUDI MENURUT BENTUK PENDIDIKAN TIAP PROVINSI
NUMBER OF STUDY PROGRAMS BASED ON FORM OF HIGHER EDUCATION INSTITUTION BY PROVINCE
 LINGKUP / SCOPE : KEMENTERIAN LEMBAGA LAIN / OMal
 STATUS / STATUS : NEGERI / PUBLIC
 TAHUN / YEAR : 2025

| Provinsi <i>Province</i> | Universitas <i>University</i> | Institut <i>Institute</i> | Sekolah Tinggi <i>Sch. of High Learning</i> | Akademi <i>Academy</i> | Akademi Komunitas <i>Community College</i> | Politeknik <i>Polytechnic</i> | Jumlah <i>Total</i> |
|-----------------------------|----------------------------------|------------------------------|--|---------------------------|---|----------------------------------|------------------------|
| (1) | (2) | (3) | (4) | (5) | (6) | (7) | (8) |
| D.K.I. Jakarta | - | - | 10 | - | - | 43 | 53 |
| Jawa Barat | 42 | 13 | 18 | 4 | - | 102 | 179 |
| Banten | - | - | 4 | - | - | 43 | 47 |
| Jawa Tengah | - | - | 2 | 9 | - | 77 | 88 |
| D.I. Yogyakarta | - | - | 10 | 6 | - | 23 | 39 |
| Jawa Timur | - | - | 10 | 12 | - | 87 | 109 |
| Aceh | - | - | - | - | - | 24 | 24 |
| Sumatera Utara | - | - | 2 | - | - | 39 | 41 |
| Sumatera Barat | - | - | - | - | - | 21 | 21 |
| Riau | - | - | - | - | - | 9 | 9 |
| Kepulauan Riau | - | - | - | - | - | 3 | 3 |
| Jambi | - | - | - | - | - | 14 | 14 |
| Sumatera Selatan | - | - | - | - | - | 27 | 27 |
| Bangka Belitung | - | - | - | - | - | 5 | 5 |
| Bengkulu | - | - | - | - | - | 14 | 14 |
| Lampung | - | - | - | - | - | 16 | 16 |
| Kalimantan Barat | - | - | - | 1 | - | 16 | 17 |
| Kalimantan Tengah | - | - | - | 1 | - | 7 | 8 |
| Kalimantan Selatan | - | - | - | - | - | 12 | 12 |
| Kalimantan Timur | - | - | - | - | - | 12 | 12 |
| Kalimantan Utara | - | - | - | - | - | - | - |
| Sulawesi Utara | - | - | - | - | - | 19 | 19 |
| Gorontalo | - | - | - | - | - | 8 | 8 |
| Sulawesi Tengah | - | - | - | - | - | 14 | 14 |
| Sulawesi Selatan | - | - | 2 | 7 | 3 | 50 | 62 |
| Sulawesi Barat | - | - | - | - | - | 4 | 4 |
| Sulawesi Tenggara | - | - | - | 1 | 2 | 7 | 10 |
| Maluku | - | - | - | - | - | 8 | 8 |
| Maluku Utara | - | - | - | - | - | 7 | 7 |
| Bali | - | - | - | - | - | 30 | 30 |
| Nusa Tenggara Barat | - | - | - | - | - | 16 | 16 |
| Nusa Tenggara Timur | - | - | - | - | - | 18 | 18 |
| Papua | - | - | - | - | - | 23 | 23 |
| Papua Barat | - | - | 2 | - | - | 17 | 19 |
| INDONESIA | 42 | 13 | 60 | 41 | 5 | 815 | 976 |

TABEL 3.9 TABLE

JUMLAH PROGRAM STUDI MENURUT BIDANG ILMU TIAP PERGURUAN TINGGI (PT) NEGERI
NUMBER OF STUDY PROGRAMS BASED ON KNOWLEDGE FIELD BY PUBLIC HIGHER EDUCATION (HE)
 LINGKUP / SCOPE : KEMDIKTISAINTEK / MoHES
 STATUS / STATUS : NEGERI AKADEMIK / ACADEMIC PUBLIC
 TAHUN / YEAR : 2025

| Perguruan Tinggi College | Agama Religion Studies | Ekonomi Economics | Humaniora Humanities | Kesehatan Health Sciences | MIPA Math N. S | Pendidikan Education |
|---|---------------------------|----------------------|-------------------------|------------------------------|-------------------|-------------------------|
| (1) | (2) | (3) | (4) | (5) | (6) | (7) |
| Institut Pertanian Bogor | 1 | 15 | 1 | 10 | 26 | - |
| Institut Seni Budaya Indonesia Aceh | - | - | 2 | - | - | - |
| Institut Seni Budaya Indonesia Bandung | - | - | 2 | - | - | - |
| Institut Seni Budaya Indonesia Kalimantan Timur | - | - | - | - | - | - |
| Institut Seni Budaya Indonesia Sulawesi Selatan | - | - | - | - | - | - |
| Institut Seni Budaya Indonesia Tanah Papua | - | - | - | - | - | 2 |
| Institut Seni Indonesia Bali | - | 1 | - | - | - | 2 |
| Institut Seni Indonesia Padang Panjang | - | - | 3 | - | - | 2 |
| Institut Seni Indonesia Surakarta | - | - | 1 | - | - | - |
| Institut Seni Indonesia Yogyakarta | - | - | 1 | - | - | 2 |
| Institut Teknologi Bacharuddin Jusuf Habibie | - | 1 | - | - | 3 | - |
| Institut Teknologi Bandung | - | 4 | - | 1 | 26 | 4 |
| Institut Teknologi Kalimantan | - | 2 | - | 1 | 4 | - |
| Institut Teknologi Sepuluh Nopember | - | 6 | - | 4 | 18 | - |
| Institut Teknologi Sumatera | - | - | - | 1 | 9 | - |
| Universitas Airlangga | 2 | 21 | 10 | 101 | 16 | - |
| Universitas Andalas | - | 18 | 12 | 42 | 16 | 1 |
| Universitas Bangka Belitung | 1 | 5 | - | 3 | 4 | 3 |
| Universitas Bengkulu | 1 | 8 | 2 | 6 | 11 | 21 |
| Universitas Borneo Tarakan | - | 4 | - | 8 | - | 8 |
| Universitas Brawijaya | 5 | 15 | 7 | 39 | 18 | 6 |
| Universitas Cenderawasih | 1 | 10 | 3 | 7 | 7 | 28 |
| Universitas Diponegoro | 2 | 14 | 11 | 40 | 12 | - |
| Universitas Gadjah Mada | 4 | 20 | 21 | 61 | 28 | 2 |
| Universitas Halu Oleo | 1 | 10 | 7 | 7 | 13 | 26 |
| Universitas Hasanuddin | 2 | 15 | 19 | 64 | 18 | 1 |
| Universitas Indonesia | 3 | 20 | 32 | 95 | 24 | - |
| Universitas Jambi | 2 | 12 | 3 | 6 | 8 | 29 |
| Universitas Jember | 1 | 11 | 4 | 15 | 11 | 21 |
| Universitas Jenderal Soedirman | 1 | 12 | 6 | 16 | 15 | 5 |
| Universitas Khairun | 1 | 6 | 4 | 2 | 2 | 15 |
| Jumlah (1) | 28 | 230 | 151 | 529 | 289 | 178 |

Ket :

MIPA / Mathematics and Natural Sciences

TABEL LANJUTAN 3.9 TABLE CONTINUED

JUMLAH PROGRAM STUDI MENURUT BIDANG ILMU TIAP PERGURUAN TINGGI (PT) NEGERI
NUMBER OF STUDY PROGRAMS BASED ON KNOWLEDGE FIELD BY PUBLIC HIGHER EDUCATION (HE)

LINGKUP / SCOPE : KEMDIKTISAINTEK / MoHES
 STATUS / STATUS : NEGERI AKADEMIK / ACADEMIC PUBLIC
 TAHUN / YEAR : 2025

| Pertanian Agriculture | Seni Art | Sosial Social Science | Teknik Engineering | Total Program Studi Total of Study Program |
|--------------------------|-------------|--------------------------|-----------------------|---|
| (8) | (9) | (10) | (11) | (12) |
| 89 | - | 14 | 18 | 174 |
| - | 7 | - | - | 9 |
| - | 13 | 1 | - | 16 |
| - | 4 | - | - | 4 |
| - | 3 | - | - | 3 |
| - | 3 | - | - | 5 |
| - | 19 | - | 1 | 23 |
| - | 20 | 2 | - | 27 |
| - | 19 | 2 | 1 | 23 |
| - | 26 | - | - | 29 |
| 2 | - | - | 12 | 18 |
| 9 | 9 | 7 | 79 | 139 |
| 1 | 1 | - | 14 | 23 |
| 2 | 4 | 1 | 72 | 107 |
| 5 | 1 | 1 | 25 | 42 |
| 12 | - | 28 | 9 | 199 |
| 22 | - | 23 | 20 | 154 |
| 7 | - | 6 | 7 | 36 |
| 13 | - | 14 | 10 | 86 |
| 7 | - | 4 | 4 | 35 |
| 38 | 2 | 35 | 33 | 198 |
| 3 | - | 17 | 15 | 91 |
| 19 | - | 25 | 43 | 166 |
| 45 | 2 | 52 | 59 | 294 |
| 21 | - | 14 | 17 | 116 |
| 45 | - | 30 | 45 | 239 |
| 1 | 2 | 52 | 42 | 271 |
| 17 | 1 | 10 | 11 | 99 |
| 17 | 1 | 14 | 21 | 116 |
| 22 | - | 16 | 10 | 103 |
| 12 | - | 3 | 9 | 54 |
| 409 | 137 | 371 | 577 | 2.899 |

TABEL LANJUTAN 3.9 TABLE CONTINUED

JUMLAH PROGRAM STUDI MENURUT BIDANG ILMU TIAP PERGURUAN TINGGI (PT) NEGERI
NUMBER OF STUDY PROGRAMS BASED ON KNOWLEDGE FIELD BY PUBLIC HIGHER EDUCATION (HE)

LINGKUP / SCOPE : KEMDIKTISAINTEK / MoHES
 STATUS / STATUS : NEGERI AKADEMIK / ACADEMIC PUBLIC
 TAHUN / YEAR : 2025

| Perguruan Tinggi College | Agama Religion Studies | Ekonomi Economics | Humaniora Humanities | Kesehatan Health Sciences | MIPA Math N. S | Pendidikan Education |
|---|---------------------------|----------------------|-------------------------|------------------------------|-------------------|-------------------------|
| (1) | (2) | (3) | (4) | (5) | (6) | (7) |
| Universitas Lambung Mangkurat | 1 | 10 | 1 | 17 | 12 | 34 |
| Universitas Lampung | 1 | 16 | 1 | 5 | 11 | 31 |
| Universitas Malikussaleh | 2 | 6 | 1 | 3 | 1 | 6 |
| Universitas Maritim Raja Ali Haji (UMRAH) | - | 4 | - | 2 | 1 | 7 |
| Universitas Mataram | 1 | 8 | - | 8 | 8 | 19 |
| Universitas Mulawarman | 2 | 8 | 2 | 13 | 11 | 24 |
| Universitas Musamus Merauke | - | 3 | 1 | - | - | 11 |
| Universitas Negeri Gorontalo | 1 | 6 | - | 6 | 8 | 45 |
| Universitas Negeri Jakarta | 2 | 14 | 5 | 1 | 6 | 73 |
| Universitas Negeri Makassar | 1 | 8 | 7 | 6 | 12 | 70 |
| Universitas Negeri Malang | 1 | 13 | 6 | 9 | 12 | 86 |
| Universitas Negeri Manado | 1 | 4 | 1 | 1 | 9 | 43 |
| Universitas Negeri Medan | 1 | 6 | 5 | 4 | 8 | 53 |
| Universitas Negeri Padang | 1 | 14 | 6 | 5 | 10 | 73 |
| Universitas Negeri Semarang | 1 | 7 | 6 | 7 | 10 | 72 |
| Universitas Negeri Surabaya | 2 | 15 | 4 | 12 | 12 | 90 |
| Universitas Negeri Yogyakarta | 1 | 8 | 5 | 4 | 5 | 101 |
| Universitas Nusa Cendana | 1 | 5 | 1 | 4 | 5 | 21 |
| Universitas Padjadjaran | 3 | 15 | 20 | 70 | 23 | 1 |
| Universitas Palangka Raya | 1 | 7 | - | 3 | 5 | 26 |
| Universitas Papua | - | 4 | 4 | 2 | 5 | 8 |
| Universitas Pattimura | 1 | 7 | 4 | 7 | 7 | 35 |
| Universitas Pembangunan Nasional Veteran Jakarta | 2 | 7 | - | 13 | 4 | - |
| Universitas Pembangunan Nasional Veteran Jawa Timur | - | 7 | 2 | 2 | 2 | - |
| Universitas Pembangunan Nasional Veteran Yogyakarta | - | 6 | 1 | - | - | - |
| Universitas Pendidikan Ganesha | - | 7 | 3 | 7 | 5 | 44 |
| Universitas Pendidikan Indonesia | 3 | 8 | 6 | 9 | 5 | 108 |
| Universitas Riau | 1 | 11 | - | 11 | 9 | 28 |
| Universitas Sam Ratulangi | 1 | 9 | 9 | 18 | 7 | - |
| Universitas Samudra | - | 3 | - | - | 5 | 14 |
| Universitas Sebelas Maret | 1 | 22 | 13 | 29 | 16 | 53 |
| Jumlah (2) | 33 | 268 | 114 | 278 | 234 | 1.176 |

Ket :

MIPA / Mathematics and Natural Sciences

JUMLAH PROGRAM STUDI MENURUT BIDANG ILMU TIAP PERGURUAN TINGGI (PT) NEGERI
NUMBER OF STUDY PROGRAMS BASED ON KNOWLEDGE FIELD BY PUBLIC HIGHER EDUCATION (HE)

LINGKUP / SCOPE : KEMDIKTISAINTEK / MoHES
 STATUS / STATUS : NEGERI AKADEMIK / ACADEMIC PUBLIC
 TAHUN / YEAR : 2025

| Pertanian <i>Agriculture</i> | Seni <i>Art</i> | Sosial <i>Social Science</i> | Teknik <i>Engineering</i> | Total Program Studi <i>Total of Study Program</i> |
|---------------------------------|--------------------|---------------------------------|------------------------------|--|
| (8) | (9) | (10) | (11) | (12) |
| 22 | - | 17 | 17 | 131 |
| 24 | - | 16 | 23 | 128 |
| 6 | - | 12 | 13 | 50 |
| 5 | 1 | 9 | 6 | 35 |
| 14 | - | 9 | 11 | 78 |
| 17 | 2 | 13 | 15 | 107 |
| 6 | - | 5 | 8 | 34 |
| 15 | - | 10 | 14 | 105 |
| - | 3 | 8 | 8 | 120 |
| 5 | 3 | 13 | 11 | 136 |
| 1 | 4 | 7 | 19 | 158 |
| - | - | 5 | 6 | 70 |
| - | 1 | 4 | 8 | 90 |
| 5 | 3 | 15 | 23 | 155 |
| 1 | 2 | 5 | 13 | 124 |
| 4 | 6 | 23 | 23 | 191 |
| - | 2 | 12 | 15 | 153 |
| 12 | 1 | 12 | 7 | 69 |
| 27 | 2 | 41 | 9 | 211 |
| 10 | - | 6 | 5 | 63 |
| 26 | - | 4 | 12 | 65 |
| 26 | - | 12 | 15 | 114 |
| - | 1 | 9 | 8 | 44 |
| 6 | 2 | 10 | 9 | 40 |
| 6 | - | 4 | 18 | 35 |
| 2 | 1 | 3 | 7 | 79 |
| 3 | 5 | 14 | 17 | 178 |
| 20 | - | 16 | 20 | 116 |
| 22 | - | 12 | 15 | 93 |
| 4 | - | 3 | 5 | 34 |
| 18 | 9 | 23 | 29 | 213 |
| 307 | 48 | 352 | 409 | 3.219 |

TABEL LANJUTAN 3.9 TABLE CONTINUED

JUMLAH PROGRAM STUDI MENURUT BIDANG ILMU TIAP PERGURUAN TINGGI (PT) NEGERI
NUMBER OF STUDY PROGRAMS BASED ON KNOWLEDGE FIELD BY PUBLIC HIGHER EDUCATION (HE)

LINGKUP / SCOPE : KEMDIKTISAINTEK / MoHES
 STATUS / STATUS : NEGERI AKADEMIK / ACADEMIC PUBLIC
 TAHUN / YEAR : 2025

| Perguruan Tinggi College | Agama Religion Studies | Ekonomi Economics | Humaniora Humanities | Kesehatan Health Sciences | MIPA Math N. S | Pendidikan Education |
|---|---------------------------|----------------------|-------------------------|------------------------------|-------------------|-------------------------|
| (1) | (2) | (3) | (4) | (5) | (6) | (7) |
| Universitas Sembilanbelas November Kolaka | - | 3 | - | 1 | 3 | 9 |
| Universitas Siliwangi | 1 | 7 | - | 2 | - | 16 |
| Universitas Singaperbangsa Karawang | 1 | 4 | - | 5 | 2 | 14 |
| Universitas Sriwijaya | 1 | 11 | - | 27 | 10 | 25 |
| Universitas Sulawesi Barat | - | 5 | - | 8 | 4 | 9 |
| Universitas Sultan Ageng Tirtayasa | 2 | 11 | - | 6 | 1 | 25 |
| Universitas Sumatera Utara | 2 | 18 | 17 | 46 | 20 | 1 |
| Universitas Syiah Kuala | 2 | 15 | - | 31 | 13 | 27 |
| Universitas Tadulako | 1 | 11 | 1 | 6 | 10 | 23 |
| Universitas Tanjungpura | 2 | 8 | 3 | 4 | 8 | 28 |
| Universitas Terbuka | 1 | 8 | 3 | - | 4 | 17 |
| Universitas Teuku Umar | - | 5 | 1 | 4 | 1 | - |
| Universitas Tidar | - | 5 | - | 1 | 1 | 8 |
| Universitas Timor | - | 2 | - | 1 | 3 | 4 |
| Universitas Trunodjoyo Madura | 2 | 8 | 1 | - | - | 7 |
| Universitas Udayana | 1 | 12 | 11 | 41 | 11 | 2 |
| Jumlah (3) | 16 | 133 | 37 | 183 | 91 | 215 |
| Pendidikan Tinggi Akademik | 77 | 631 | 302 | 990 | 614 | 1.569 |

Ket :

MIPA / Mathematics and Natural Sciences

JUMLAH PROGRAM STUDI MENURUT BIDANG ILMU TIAP PERGURUAN TINGGI (PT) NEGERI
NUMBER OF STUDY PROGRAMS BASED ON KNOWLEDGE FIELD BY PUBLIC HIGHER EDUCATION (HE)

LINGKUP / SCOPE : KEMDIKTISAINTEK / MoHES
 STATUS / STATUS : NEGERI AKADEMIK / ACADEMIC PUBLIC
 TAHUN / YEAR : 2025

| Pertanian Agriculture | Seni Art | Sosial Social Science | Teknik Engineering | Total Program Studi Total of Study Program |
|--------------------------|-------------|--------------------------|-----------------------|---|
| (8) | (9) | (10) | (11) | (12) |
| 6 | - | 2 | 6 | 30 |
| 6 | - | 1 | 5 | 38 |
| 3 | - | 5 | 10 | 44 |
| 14 | - | 14 | 23 | 125 |
| 10 | - | 4 | 6 | 46 |
| 8 | 1 | 6 | 13 | 73 |
| 14 | 2 | 27 | 36 | 183 |
| 27 | - | 12 | 30 | 157 |
| 14 | - | 10 | 21 | 97 |
| 14 | 1 | 15 | 19 | 102 |
| 3 | - | 12 | 2 | 50 |
| 10 | - | 6 | 5 | 32 |
| 5 | - | 5 | 8 | 33 |
| 4 | - | 2 | 1 | 17 |
| 6 | - | 9 | 6 | 39 |
| 21 | - | 20 | 18 | 137 |
| 165 | 4 | 150 | 209 | 1.203 |
| 881 | 189 | 873 | 1.195 | 7.321 |

TABEL 3.10 TABLE

JUMLAH PROGRAM STUDI MENURUT BIDANG ILMU TIAP PERGURUAN TINGGI (PT) NEGERI
NUMBER OF STUDY PROGRAMS BASED ON KNOWLEDGE FIELD BY PUBLIC HIGHER EDUCATION (HE)
 LINGKUP / SCOPE : KEMDIKTISAINTEK / MoHES
 STATUS / STATUS : NEGERI VOKASI / VOCATIONAL PUBLIC
 TAHUN / YEAR : 2025

| Perguruan Tinggi College | Agama Religion Studies | Ekonomi Economics | Humaniora Humanities | Kesehatan Health Sciences | MIPA Math N. S | Pendidikan Education |
|---|---------------------------|----------------------|-------------------------|------------------------------|-------------------|-------------------------|
| (1) | (2) | (3) | (4) | (5) | (6) | (7) |
| Akademi Komunitas Negeri Aceh Barat | - | - | - | - | - | - |
| Akademi Komunitas Negeri Pacitan | - | - | - | - | - | - |
| Akademi Komunitas Negeri Putra Sang Fajar Blitar | - | - | - | - | - | - |
| Akademi Komunitas Negeri Rejang Lebong | - | - | - | - | - | - |
| Akademi Komunitas Negeri Seni dan Budaya Yogyakarta | - | - | 3 | - | - | - |
| Politeknik Elektronika Negeri Surabaya | - | - | - | - | 1 | - |
| Politeknik Manufaktur Bandung | - | - | - | - | - | - |
| Politeknik Manufaktur Negeri Bangka Belitung | - | 1 | - | - | - | - |
| Politeknik Maritim Negeri Indonesia | - | 1 | - | - | - | - |
| Politeknik Negeri Ambon | - | 4 | 1 | - | 2 | - |
| Politeknik Negeri Bali | - | 8 | 2 | - | - | - |
| Politeknik Negeri Balikpapan | - | 2 | 1 | - | - | - |
| Politeknik Negeri Bandung | - | 9 | 1 | - | - | - |
| Politeknik Negeri Banjarmasin | - | 3 | - | - | - | - |
| Politeknik Negeri Banyuwangi | - | 1 | 1 | - | - | - |
| Politeknik Negeri Batam | - | 3 | - | - | - | - |
| Politeknik Negeri Bengkalis | - | 2 | 2 | - | - | - |
| Politeknik Negeri Cilacap | - | 1 | - | - | - | - |
| Politeknik Negeri Fakfak | - | 1 | - | - | - | - |
| Politeknik Negeri Indramayu | - | - | - | 2 | - | - |
| Politeknik Negeri Jakarta | - | 7 | 1 | - | - | - |
| Politeknik Negeri Jember | - | 2 | 1 | 4 | - | - |
| Politeknik Negeri Ketapang | - | - | - | - | - | - |
| Politeknik Negeri Kupang | - | 3 | - | - | - | - |
| Politeknik Negeri Lampung | - | 2 | 1 | - | - | - |
| Politeknik Negeri Lhokseumawe | - | 5 | - | - | - | - |
| Politeknik Negeri Madiun | - | 4 | 2 | - | - | - |
| Politeknik Negeri Madura | - | - | - | 2 | - | - |
| Politeknik Negeri Malang | - | 8 | 3 | - | - | - |
| Politeknik Negeri Manado | - | 6 | - | - | - | - |
| Politeknik Negeri Medan | - | 5 | - | - | - | - |
| Jumlah (1) | - | 78 | 19 | 8 | 3 | - |

Ket :

MIPA / Mathematics and Natural Sciences

TABEL LANJUTAN 3.10 TABLE CONTINUED

JUMLAH PROGRAM STUDI MENURUT BIDANG ILMU TIAP PERGURUAN TINGGI (PT) NEGERI
NUMBER OF STUDY PROGRAMS BASED ON KNOWLEDGE FIELD BY PUBLIC HIGHER EDUCATION (HE)

LINGKUP / SCOPE : KEMDIKTISAINTEK / MoHES
 STATUS / STATUS : NEGERI VOKASI / VOCATIONAL PUBLIC
 TAHUN / YEAR : 2025

| Pertanian Agriculture | Seni Art | Sosial Social Science | Teknik Engineering | Total Program Studi Total of Study Program |
|--------------------------|-------------|--------------------------|-----------------------|---|
| (8) | (9) | (10) | (11) | (12) |
| - | - | - | 3 | 3 |
| - | - | - | 3 | 3 |
| 1 | 1 | - | 2 | 4 |
| 3 | - | - | - | 3 |
| - | - | - | - | 3 |
| - | 2 | - | 22 | 25 |
| - | - | - | 19 | 19 |
| 1 | - | - | 7 | 9 |
| - | - | - | 6 | 7 |
| 2 | - | 3 | 11 | 23 |
| - | - | 10 | 16 | 36 |
| - | - | 1 | 8 | 12 |
| - | - | 5 | 25 | 40 |
| - | - | 2 | 17 | 22 |
| 6 | - | 2 | 9 | 19 |
| - | 2 | 2 | 18 | 25 |
| - | - | 1 | 16 | 21 |
| 1 | - | - | 11 | 13 |
| 2 | - | - | 5 | 8 |
| - | - | - | 9 | 11 |
| - | 3 | 5 | 23 | 39 |
| 19 | 1 | 2 | 11 | 40 |
| 4 | - | - | 5 | 9 |
| - | 1 | 4 | 9 | 17 |
| 21 | 1 | 3 | 9 | 37 |
| - | 1 | 1 | 21 | 28 |
| - | - | 1 | 8 | 15 |
| - | - | - | 5 | 7 |
| - | - | 2 | 35 | 48 |
| - | - | 6 | 11 | 23 |
| - | - | 3 | 22 | 30 |
| 60 | 12 | 53 | 366 | 599 |

TABEL LANJUTAN 3.10 TABLE CONTINUED

JUMLAH PROGRAM STUDI MENURUT BIDANG ILMU TIAP PERGURUAN TINGGI (PT) NEGERI
NUMBER OF STUDY PROGRAMS BASED ON KNOWLEDGE FIELD BY PUBLIC HIGHER EDUCATION (HE)

LINGKUP / SCOPE : KEMDIKTISAINTEK / MoHES
 STATUS / STATUS : NEGERI VOKASI / VOCATIONAL PUBLIC
 TAHUN / YEAR : 2025

| Perguruan Tinggi College | Agama Religion Studies | Ekonomi Economics | Humaniora Humanities | Kesehatan Health Sciences | MIPA Math N. S | Pendidikan Education |
|--|---------------------------|----------------------|-------------------------|------------------------------|-------------------|-------------------------|
| (1) | (2) | (3) | (4) | (5) | (6) | (7) |
| Politeknik Negeri Media Kreatif | - | - | 1 | - | - | - |
| Politeknik Negeri Nunukan | - | - | - | - | - | - |
| Politeknik Negeri Nusa Utara | - | - | - | 1 | - | - |
| Politeknik Negeri Padang | - | 4 | 2 | - | - | - |
| Politeknik Negeri Pontianak | - | 6 | - | - | - | - |
| Politeknik Negeri Samarinda | - | 5 | - | - | - | - |
| Politeknik Negeri Sambas | - | 2 | - | - | - | - |
| Politeknik Negeri Semarang | - | 6 | - | - | - | - |
| Politeknik Negeri Sriwijaya | - | 7 | 2 | - | - | - |
| Politeknik Negeri Subang | - | - | - | 1 | - | - |
| Politeknik Negeri Tanah Laut | - | 2 | - | - | - | - |
| Politeknik Negeri Ujung Pandang | - | 7 | 1 | - | 1 | - |
| Politeknik Perikanan Negeri Tual | - | - | - | - | - | - |
| Politeknik Perkapalan Negeri Surabaya | - | 1 | - | - | - | - |
| Politeknik Pertanian Negeri Kupang | - | - | - | - | - | - |
| Politeknik Pertanian Negeri Pangkajene Kepulauan | - | 1 | - | - | - | - |
| Politeknik Pertanian Negeri Payakumbuh | - | - | - | - | - | - |
| Politeknik Pertanian Negeri Samarinda | - | 1 | - | - | - | - |
| Jumlah (2) | - | 42 | 6 | 2 | 1 | - |
| Pendidikan Tinggi Vokasi | - | 120 | 25 | 10 | 4 | - |
| Kemdiktisaintek | 77 | 751 | 327 | 1.000 | 618 | 1.569 |

Ket :

MIPA / Mathematics and Natural Sciences

TABEL LANJUTAN 3.10 TABLE CONTINUED

JUMLAH PROGRAM STUDI MENURUT BIDANG ILMU TIAP PERGURUAN TINGGI (PT) NEGERI
NUMBER OF STUDY PROGRAMS BASED ON KNOWLEDGE FIELD BY PUBLIC HIGHER EDUCATION (HE)

LINGKUP / SCOPE : KEMDIKTISAINTEK / MoHES
 STATUS / STATUS : NEGERI VOKASI / VOCATIONAL PUBLIC
 TAHUN / YEAR : 2025

| Pertanian Agriculture | Seni Art | Sosial Social Science | Teknik Engineering | Total Program Studi Total of Study Program |
|--------------------------|-------------|--------------------------|-----------------------|---|
| (8) | (9) | (10) | (11) | (12) |
| - | 13 | 9 | 2 | 25 |
| 1 | - | 1 | 2 | 4 |
| 3 | - | - | 1 | 5 |
| - | 1 | 4 | 26 | 37 |
| 13 | - | 4 | 18 | 41 |
| - | - | 3 | 23 | 31 |
| 4 | 1 | 1 | 3 | 11 |
| - | - | 3 | 18 | 27 |
| 5 | 1 | 3 | 23 | 41 |
| 2 | - | - | 4 | 7 |
| 3 | - | - | 5 | 10 |
| - | - | 3 | 34 | 46 |
| 9 | - | - | 1 | 10 |
| - | - | - | 17 | 18 |
| 15 | - | - | - | 15 |
| 21 | - | 1 | 2 | 25 |
| 18 | - | 1 | 1 | 20 |
| 7 | - | - | 6 | 14 |
| 101 | 16 | 33 | 186 | 387 |
| 161 | 28 | 86 | 552 | 986 |
| 1.042 | 217 | 959 | 1.747 | 8.307 |

TABEL 3.11 TABLE

JUMLAH PROGRAM STUDI MENURUT BIDANG ILMU TIAP LLDIKTI
NUMBER OF STUDY PROGRAMS BASED ON KNOWLEDGE FIELD BY REGIONAL OFFICE
 LINGKUP / SCOPE : KEMDIKTISAINTEK / MoHES
 STATUS / STATUS : SWASTA / PRIVATE
 TAHUN / YEAR : 2025

| LLDIkti <i>Regional Office</i> | Agama <i>Religion Studies</i> | Ekonomi <i>Economics</i> | Humaniora <i>Humanities</i> | Kesehatan <i>Health Sciences</i> | MIPA <i>Math N. S</i> | Pendidikan <i>Education</i> |
|-----------------------------------|----------------------------------|-----------------------------|--------------------------------|-------------------------------------|--------------------------|--------------------------------|
| (1) | (2) | (3) | (4) | (5) | (6) | (7) |
| LLDIKTI I | 26 | 201 | 21 | 297 | 45 | 214 |
| LLDIKTI II | 11 | 150 | 16 | 210 | 30 | 170 |
| LLDIKTI III | 44 | 409 | 54 | 275 | 70 | 126 |
| LLDIKTI IV | 41 | 574 | 65 | 454 | 131 | 396 |
| LLDIKTI V | 20 | 126 | 16 | 139 | 43 | 101 |
| LLDIKTI VI | 28 | 312 | 24 | 380 | 108 | 278 |
| LLDIKTI VII | 61 | 414 | 35 | 461 | 103 | 516 |
| LLDIKTI VIII | 15 | 101 | 24 | 142 | 38 | 175 |
| LLDIKTI IX | 19 | 214 | 25 | 358 | 62 | 237 |
| LLDIKTI X | 6 | 89 | 12 | 171 | 25 | 121 |
| LLDIKTI XI | 3 | 128 | 13 | 156 | 36 | 118 |
| LLDIKTI XII | 5 | 27 | 3 | 32 | 8 | 61 |
| LLDIKTI XIII | 1 | 45 | 4 | 96 | 11 | 90 |
| LLDIKTI XIV | 11 | 66 | 2 | 18 | 8 | 74 |
| LLDIKTI XV | 4 | 38 | 11 | 31 | 16 | 117 |
| LLDIKTI XVI | 12 | 83 | 11 | 97 | 18 | 61 |
| LLDIKTI XVII | 10 | 109 | 10 | 130 | 19 | 72 |
| Jumlah | 317 | 3.086 | 346 | 3.447 | 771 | 2.927 |

Ket :

MIPA / *Mathematics and Natural Sciences*

TABEL LANJUTAN 3.11 TABLE CONTINUED

JUMLAH PROGRAM STUDI MENURUT BIDANG ILMU TIAP LLDIKTI
NUMBER OF STUDY PROGRAMS BASED ON KNOWLEDGE FIELD BY REGIONAL OFFICE

LINGKUP / SCOPE : KEMDIKTISAINTEK / MoHES

STATUS / STATUS : SWASTA / PRIVATE

TAHUN / YEAR : 2025

| Pertanian <i>Agriculture</i> | Seni <i>Art</i> | Sosial <i>Social Science</i> | Teknik <i>Engineering</i> | Total Program Studi <i>Total of Study Program</i> |
|--|---------------------------|--|-------------------------------------|---|
| (8) | (9) | (10) | (11) | (12) |
| 88 | 7 | 128 | 282 | 1.309 |
| 67 | 7 | 126 | 224 | 1.011 |
| 34 | 87 | 380 | 542 | 2.021 |
| 97 | 75 | 399 | 855 | 3.087 |
| 39 | 9 | 121 | 202 | 816 |
| 66 | 31 | 204 | 402 | 1.833 |
| 147 | 40 | 307 | 527 | 2.611 |
| 54 | 16 | 120 | 131 | 816 |
| 145 | 7 | 196 | 274 | 1.537 |
| 41 | 5 | 78 | 123 | 671 |
| 71 | 2 | 87 | 167 | 781 |
| 42 | 1 | 52 | 46 | 277 |
| 41 | 2 | 37 | 58 | 385 |
| 45 | - | 69 | 79 | 372 |
| 49 | 2 | 36 | 42 | 346 |
| 63 | 1 | 82 | 98 | 526 |
| 38 | 10 | 80 | 146 | 624 |
| 1.127 | 302 | 2.502 | 4.198 | 19.023 |

TABEL 3.12 TABLE

JUMLAH PROGRAM STUDI MENURUT BIDANG ILMU TIAP LLDIKTI
NUMBER OF STUDY PROGRAMS BASED ON KNOWLEDGE FIELD BY REGIONAL OFFICE
 LINGKUP / SCOPE : KEMDIKTISAINTEK / MoHEST
 STATUS / STATUS : SWASTA AKADEMIK / ACADEMIC PRIVATE
 TAHUN / YEAR : 2025

| LLDIkti Regional Office | Agama Religion Studies | Ekonomi Economics | Humaniora Humanities | Kesehatan Health Sciences | MIPA Math N. S | Pendidikan Education |
|----------------------------|---------------------------|----------------------|-------------------------|------------------------------|-------------------|-------------------------|
| (1) | (2) | (3) | (4) | (5) | (6) | (7) |
| LLDIKTI I | 26 | 174 | 20 | 265 | 44 | 214 |
| LLDIKTI II | 11 | 143 | 15 | 194 | 28 | 170 |
| LLDIKTI III | 44 | 390 | 48 | 237 | 68 | 123 |
| LLDIKTI IV | 41 | 514 | 60 | 380 | 117 | 396 |
| LLDIKTI V | 20 | 111 | 15 | 119 | 38 | 101 |
| LLDIKTI VI | 28 | 281 | 22 | 340 | 102 | 278 |
| LLDIKTI VII | 61 | 393 | 33 | 426 | 92 | 516 |
| LLDIKTI VIII | 15 | 91 | 23 | 127 | 38 | 175 |
| LLDIKTI IX | 19 | 194 | 21 | 311 | 56 | 237 |
| LLDIKTI X | 6 | 82 | 10 | 149 | 22 | 121 |
| LLDIKTI XI | 3 | 107 | 10 | 124 | 31 | 118 |
| LLDIKTI XII | 5 | 25 | 3 | 28 | 8 | 61 |
| LLDIKTI XIII | 1 | 38 | 4 | 82 | 9 | 90 |
| LLDIKTI XIV | 11 | 63 | 2 | 15 | 8 | 74 |
| LLDIKTI XV | 4 | 34 | 10 | 28 | 14 | 117 |
| LLDIKTI XVI | 12 | 77 | 11 | 87 | 16 | 61 |
| LLDIKTI XVII | 10 | 104 | 9 | 122 | 19 | 72 |
| Jumlah | 317 | 2.821 | 316 | 3.034 | 710 | 2.924 |

Ket :

MIPA / Mathematics and Natural Sciences

TABEL LANJUTAN 3.12 TABLE CONTINUED

JUMLAH PROGRAM STUDI MENURUT BIDANG ILMU TIAP LLDIKTI
NUMBER OF STUDY PROGRAMS BASED ON KNOWLEDGE FIELD BY REGIONAL OFFICE
 LINGKUP / SCOPE : KEMDIKTISAINTEK / MoHEST
 STATUS / STATUS : SWASTA AKADEMIK / ACADEMIC PRIVATE
 TAHUN / YEAR : 2025

| Pertanian Agriculture | Seni Art | Sosial Social Science | Teknik Engineering | Total Program Studi Total of Study Program |
|--------------------------|-------------|--------------------------|-----------------------|---|
| (8) | (9) | (10) | (11) | (12) |
| 85 | 7 | 114 | 234 | 1.183 |
| 66 | 7 | 121 | 201 | 956 |
| 34 | 78 | 355 | 510 | 1.887 |
| 90 | 70 | 357 | 722 | 2.747 |
| 28 | 5 | 109 | 196 | 742 |
| 62 | 25 | 186 | 339 | 1.663 |
| 136 | 37 | 291 | 491 | 2.476 |
| 52 | 15 | 107 | 121 | 764 |
| 139 | 7 | 183 | 222 | 1.389 |
| 40 | 5 | 75 | 106 | 616 |
| 56 | 2 | 76 | 125 | 652 |
| 39 | 1 | 52 | 40 | 262 |
| 35 | 2 | 36 | 48 | 345 |
| 39 | - | 66 | 63 | 341 |
| 44 | 2 | 30 | 37 | 320 |
| 57 | 1 | 80 | 86 | 488 |
| 31 | 6 | 68 | 129 | 570 |
| 1.033 | 270 | 2.306 | 3.670 | 17.401 |

TABEL 3.13 TABLE

JUMLAH PROGRAM STUDI MENURUT BIDANG ILMU TIAP LLDIKTI
NUMBER OF STUDY PROGRAMS BASED ON KNOWLEDGE FIELD BY REGIONAL OFFICE
 LINGKUP / SCOPE : KEMDIKTISAINTEK / MoHEST
 STATUS / STATUS : SWASTA VOKASI / VOCATIONAL PRIVATE
 TAHUN / YEAR : 2025

| LLDIkti <i>Regional Office</i> | Agama <i>Religion Studies</i> | Ekonomi <i>Economics</i> | Humaniora <i>Humanities</i> | Kesehatan <i>Health Sciences</i> | MIPA <i>Math N. S</i> | Pendidikan <i>Education</i> |
|-----------------------------------|----------------------------------|-----------------------------|--------------------------------|-------------------------------------|--------------------------|--------------------------------|
| (1) | (2) | (3) | (4) | (5) | (6) | (7) |
| LLDIKTI I | - | 27 | 1 | 32 | 1 | - |
| LLDIKTI II | - | 7 | 1 | 16 | 2 | - |
| LLDIKTI III | - | 19 | 6 | 38 | 2 | 3 |
| LLDIKTI IV | - | 60 | 5 | 74 | 14 | - |
| LLDIKTI V | - | 15 | 1 | 20 | 5 | - |
| LLDIKTI VI | - | 31 | 2 | 40 | 6 | - |
| LLDIKTI VII | - | 21 | 2 | 35 | 11 | - |
| LLDIKTI VIII | - | 10 | 1 | 15 | - | - |
| LLDIKTI IX | - | 20 | 4 | 47 | 6 | - |
| LLDIKTI X | - | 7 | 2 | 22 | 3 | - |
| LLDIKTI XI | - | 21 | 3 | 32 | 5 | - |
| LLDIKTI XII | - | 2 | - | 4 | - | - |
| LLDIKTI XIII | - | 7 | - | 14 | 2 | - |
| LLDIKTI XIV | - | 3 | - | 3 | - | - |
| LLDIKTI XV | - | 4 | 1 | 3 | 2 | - |
| LLDIKTI XVI | - | 6 | - | 10 | 2 | - |
| LLDIKTI XVII | - | 5 | 1 | 8 | - | - |
| Jumlah | - | 265 | 30 | 413 | 61 | 3 |

Ket :

MIPA / *Mathematics and Natural Sciences*

TABEL LANJUTAN 3.13 TABLE CONTINUED

JUMLAH PROGRAM STUDI MENURUT BIDANG ILMU TIAP LLDIKTI
NUMBER OF STUDY PROGRAMS BASED ON KNOWLEDGE FIELD BY REGIONAL OFFICE
 LINGKUP / SCOPE : KEMDIKTISAINTEK / MoHEST
 STATUS / STATUS : SWASTA VOKASI / VOCATIONAL PRIVATE
 TAHUN / YEAR : 2025

| Pertanian Agriculture | Seni Art | Sosial Social Science | Teknik Engineering | Total Program Studi Total of Study Program |
|--------------------------|-------------|--------------------------|-----------------------|---|
| (8) | (9) | (10) | (11) | (12) |
| 3 | - | 14 | 48 | 126 |
| 1 | - | 5 | 23 | 55 |
| - | 9 | 25 | 32 | 134 |
| 7 | 5 | 42 | 133 | 340 |
| 11 | 4 | 12 | 6 | 74 |
| 4 | 6 | 18 | 63 | 170 |
| 11 | 3 | 16 | 36 | 135 |
| 2 | 1 | 13 | 10 | 52 |
| 6 | - | 13 | 52 | 148 |
| 1 | - | 3 | 17 | 55 |
| 15 | - | 11 | 42 | 129 |
| 3 | - | - | 6 | 15 |
| 6 | - | 1 | 10 | 40 |
| 6 | - | 3 | 16 | 31 |
| 5 | - | 6 | 5 | 26 |
| 6 | - | 2 | 12 | 38 |
| 7 | 4 | 12 | 17 | 54 |
| 94 | 32 | 196 | 528 | 1.622 |

TABEL 3.14 TABLE

JUMLAH PROGRAM STUDI MENURUT PROGRAM TIAP PROVINSI
NUMBER OF STUDY PROGRAMS BASED ON LEVEL OF PROGRAM BY PROVINCE
 LINGKUP / SCOPE : NASIONAL / NATIONAL
 STATUS / STATUS : NEGERI+SWASTA / PUBLIC+PRIVATE
 TAHUN / YEAR : 2025

| Provinsi <i>Province</i> | Diploma <i>Diploma Program</i> | Sarjana <i>Bachelor Program</i> | Magister <i>Master Program</i> | Doktoral <i>Doctoral Program</i> | Profesi <i>Professions</i> | Spesialis <i>Specialist</i> | Jumlah <i>Total</i> |
|-----------------------------|---------------------------------------|--|---------------------------------------|---|-------------------------------|--------------------------------|------------------------|
| (1) | (2) | (3) | (4) | (5) | (6) | (7) | (8) |
| D.K.I. Jakarta | 413 | 1.539 | 480 | 134 | 100 | 77 | 2.743 |
| Jawa Barat | 874 | 2.555 | 574 | 168 | 148 | 54 | 4.373 |
| Banten | 167 | 743 | 121 | 24 | 36 | 2 | 1.093 |
| Jawa Tengah | 631 | 1.819 | 387 | 107 | 158 | 42 | 3.144 |
| D.I. Yogyakarta | 241 | 737 | 300 | 114 | 72 | 37 | 1.501 |
| Jawa Timur | 695 | 3.259 | 663 | 194 | 216 | 78 | 5.105 |
| Aceh | 144 | 670 | 104 | 17 | 38 | 20 | 993 |
| Sumatera Utara | 359 | 1.263 | 236 | 66 | 88 | 37 | 2.049 |
| Sumatera Barat | 206 | 624 | 146 | 44 | 52 | 22 | 1.094 |
| Riau | 124 | 536 | 83 | 13 | 33 | 5 | 794 |
| Kepulauan Riau | 49 | 232 | 30 | 2 | 13 | - | 326 |
| Jambi | 50 | 363 | 44 | 7 | 22 | - | 486 |
| Sumatera Selatan | 155 | 529 | 85 | 15 | 35 | 14 | 833 |
| Bangka Belitung | 25 | 80 | 10 | - | 3 | - | 118 |
| Bengkulu | 34 | 182 | 45 | 11 | 15 | - | 287 |
| Lampung | 117 | 574 | 95 | 19 | 23 | 1 | 829 |
| Kalimantan Barat | 113 | 280 | 49 | 7 | 15 | - | 464 |
| Kalimantan Tengah | 38 | 176 | 30 | 4 | 11 | - | 259 |
| Kalimantan Selatan | 119 | 282 | 56 | 14 | 19 | 8 | 498 |
| Kalimantan Timur | 111 | 302 | 57 | 14 | 19 | 2 | 505 |
| Kalimantan Utara | 22 | 42 | 5 | - | 4 | - | 73 |
| Sulawesi Utara | 80 | 348 | 61 | 17 | 19 | 10 | 535 |
| Gorontalo | 36 | 190 | 46 | 8 | 10 | - | 290 |
| Sulawesi Tengah | 43 | 249 | 41 | 7 | 12 | - | 352 |
| Sulawesi Selatan | 352 | 1.161 | 274 | 68 | 85 | 38 | 1.978 |
| Sulawesi Barat | 22 | 136 | 6 | - | 9 | - | 173 |
| Sulawesi Tenggara | 86 | 349 | 45 | 4 | 15 | - | 499 |
| Maluku | 54 | 262 | 31 | 10 | 8 | - | 365 |
| Maluku Utara | 28 | 190 | 18 | 2 | 5 | - | 243 |
| Bali | 142 | 394 | 113 | 32 | 45 | 23 | 749 |
| Nusa Tenggara Barat | 87 | 515 | 47 | 9 | 29 | 5 | 692 |
| Nusa Tenggara Timur | 87 | 397 | 27 | 4 | 15 | - | 530 |
| Papua | 61 | 334 | 57 | 4 | 8 | - | 464 |
| Papua Barat | 55 | 190 | 20 | 4 | 5 | - | 274 |
| INDONESIA | 5.820 | 21.502 | 4.386 | 1.143 | 1.385 | 475 | 34.711 |

TABEL 3.15 TABLE

JUMLAH PROGRAM STUDI MENURUT PROGRAM TIAP PROVINSI
NUMBER OF STUDY PROGRAMS BASED ON LEVEL OF PROGRAM BY PROVINCE
 LINGKUP / SCOPE : KEMDIKTISAINTEK / MoHEST
 STATUS / STATUS : NEGERI+SWASTA / PUBLIC+PRIVATE
 TAHUN / YEAR : 2025

| Provinsi <i>Province</i> | Diploma <i>Diploma Program</i> | Sarjana <i>Bachelor Program</i> | Magister <i>Master Program</i> | Doktoral <i>Doctoral Program</i> | Profesi <i>Professions</i> | Spesialis <i>Specialist</i> | Jumlah <i>Total</i> |
|-----------------------------|---------------------------------------|--|---------------------------------------|---|-------------------------------|--------------------------------|------------------------|
| (1) | (2) | (3) | (4) | (5) | (6) | (7) | (8) |
| D.K.I. Jakarta | 371 | 1.352 | 412 | 119 | 99 | 77 | 2.430 |
| Jawa Barat | 751 | 1.847 | 452 | 153 | 134 | 52 | 3.389 |
| Banten | 121 | 552 | 75 | 11 | 29 | - | 788 |
| Jawa Tengah | 552 | 1.400 | 311 | 93 | 144 | 42 | 2.542 |
| D.I. Yogyakarta | 206 | 649 | 265 | 105 | 68 | 37 | 1.330 |
| Jawa Timur | 599 | 2.293 | 508 | 160 | 200 | 78 | 3.838 |
| Aceh | 119 | 438 | 75 | 12 | 34 | 20 | 698 |
| Sumatera Utara | 321 | 954 | 173 | 44 | 83 | 37 | 1.612 |
| Sumatera Barat | 183 | 471 | 121 | 36 | 48 | 22 | 881 |
| Riau | 111 | 365 | 65 | 11 | 32 | 5 | 589 |
| Kepulauan Riau | 46 | 152 | 20 | 1 | 13 | - | 232 |
| Jambi | 38 | 193 | 29 | 5 | 17 | - | 282 |
| Sumatera Selatan | 128 | 393 | 73 | 13 | 33 | 14 | 654 |
| Bangka Belitung | 20 | 63 | 8 | - | 3 | - | 94 |
| Bengkulu | 22 | 125 | 33 | 7 | 11 | - | 198 |
| Lampung | 102 | 374 | 65 | 10 | 20 | 1 | 572 |
| Kalimantan Barat | 97 | 196 | 34 | 5 | 12 | - | 344 |
| Kalimantan Tengah | 31 | 126 | 18 | 2 | 8 | - | 185 |
| Kalimantan Selatan | 107 | 206 | 47 | 11 | 18 | 8 | 397 |
| Kalimantan Timur | 101 | 243 | 39 | 6 | 16 | 2 | 407 |
| Kalimantan Utara | 22 | 36 | 5 | - | 4 | - | 67 |
| Sulawesi Utara | 62 | 251 | 40 | 13 | 16 | 10 | 392 |
| Gorontalo | 28 | 167 | 41 | 8 | 9 | - | 253 |
| Sulawesi Tengah | 30 | 194 | 35 | 5 | 10 | - | 274 |
| Sulawesi Selatan | 293 | 924 | 227 | 64 | 75 | 38 | 1.621 |
| Sulawesi Barat | 18 | 104 | 3 | - | 9 | - | 134 |
| Sulawesi Tenggara | 76 | 308 | 40 | 3 | 14 | - | 441 |
| Maluku | 46 | 204 | 23 | 8 | 6 | - | 287 |
| Maluku Utara | 21 | 151 | 13 | 1 | 5 | - | 191 |
| Bali | 114 | 349 | 98 | 29 | 41 | 23 | 654 |
| Nusa Tenggara Barat | 72 | 371 | 37 | 5 | 25 | 5 | 515 |
| Nusa Tenggara Timur | 70 | 354 | 23 | 3 | 14 | - | 464 |
| Papua | 39 | 266 | 45 | 3 | 6 | - | 359 |
| Papua Barat | 36 | 156 | 16 | 3 | 5 | - | 216 |
| INDONESIA | 4.953 | 16.227 | 3.469 | 949 | 1.261 | 471 | 27.330 |

TABEL 3.16 TABLE

JUMLAH PROGRAM STUDI MENURUT PROGRAM TIAP PROVINSI
NUMBER OF STUDY PROGRAMS BASED ON LEVEL OF PROGRAM BY PROVINCE
 LINGKUP / SCOPE : KEMDIKTISAINTEK / MoHES
 STATUS / STATUS : NEGERI / PUBLIC
 TAHUN / YEAR : 2025

| Provinsi <i>Province</i> | Diploma <i>Diploma Program</i> | Sarjana <i>Bachelor Program</i> | Magister <i>Master Program</i> | Doktoral <i>Doctoral Program</i> | Profesi <i>Professions</i> | Spesialis <i>Specialist</i> | Jumlah <i>Total</i> |
|-----------------------------|---------------------------------------|--|---------------------------------------|---|-------------------------------|--------------------------------|------------------------|
| (1) | (2) | (3) | (4) | (5) | (6) | (7) | (8) |
| D.K.I. Jakarta | 56 | 156 | 117 | 55 | 13 | 63 | 460 |
| Jawa Barat | 155 | 327 | 237 | 121 | 24 | 52 | 916 |
| Banten | 7 | 80 | 26 | 5 | 5 | - | 123 |
| Jawa Tengah | 129 | 295 | 153 | 64 | 28 | 40 | 709 |
| D.I. Yogyakarta | 48 | 178 | 154 | 81 | 17 | 36 | 514 |
| Jawa Timur | 245 | 467 | 268 | 126 | 44 | 77 | 1.227 |
| Aceh | 44 | 167 | 58 | 12 | 12 | 20 | 313 |
| Sumatera Utara | 53 | 113 | 66 | 32 | 10 | 29 | 303 |
| Sumatera Barat | 90 | 148 | 87 | 33 | 13 | 22 | 393 |
| Riau | 30 | 56 | 33 | 8 | 5 | 5 | 137 |
| Kepulauan Riau | 23 | 28 | 6 | - | 3 | - | 60 |
| Jambi | 10 | 57 | 22 | 5 | 5 | - | 99 |
| Sumatera Selatan | 44 | 57 | 31 | 13 | 7 | 14 | 166 |
| Bangka Belitung | 10 | 31 | 3 | - | 1 | - | 45 |
| Bengkulu | 8 | 48 | 23 | 7 | 3 | - | 89 |
| Lampung | 51 | 107 | 37 | 8 | 3 | 1 | 207 |
| Kalimantan Barat | 66 | 62 | 24 | 5 | 6 | - | 163 |
| Kalimantan Tengah | 1 | 43 | 15 | 2 | 2 | - | 63 |
| Kalimantan Selatan | 34 | 71 | 33 | 11 | 6 | 8 | 163 |
| Kalimantan Timur | 57 | 94 | 26 | 6 | 6 | 2 | 191 |
| Kalimantan Utara | 6 | 24 | 5 | - | 4 | - | 39 |
| Sulawesi Utara | 29 | 98 | 35 | 12 | 7 | 10 | 191 |
| Gorontalo | 6 | 59 | 27 | 8 | 5 | - | 105 |
| Sulawesi Tengah | 7 | 59 | 22 | 5 | 4 | - | 97 |
| Sulawesi Selatan | 91 | 174 | 109 | 44 | 13 | 36 | 467 |
| Sulawesi Barat | 4 | 39 | 1 | - | 2 | - | 46 |
| Sulawesi Tenggara | 6 | 109 | 24 | 3 | 4 | - | 146 |
| Maluku | 33 | 83 | 21 | 7 | 3 | - | 147 |
| Maluku Utara | 1 | 39 | 10 | 1 | 3 | - | 54 |
| Bali | 51 | 106 | 58 | 23 | 14 | 23 | 275 |
| Nusa Tenggara Barat | 4 | 40 | 21 | 5 | 3 | 5 | 78 |
| Nusa Tenggara Timur | 33 | 64 | 15 | 3 | 3 | - | 118 |
| Papua | 7 | 88 | 28 | 3 | 4 | - | 130 |
| Papua Barat | 23 | 38 | 8 | 2 | 2 | - | 73 |
| INDONESIA | 1.462 | 3.605 | 1.803 | 710 | 284 | 443 | 8.307 |

TABEL 3.17 TABLE

JUMLAH PROGRAM STUDI MENURUT PROGRAM TIAP PROVINSI
NUMBER OF STUDY PROGRAMS BASED ON LEVEL OF PROGRAM BY PROVINCE
 LINGKUP / SCOPE : KEMDIKTISAINTEK / MoHES
 STATUS / STATUS : SWASTA / PRIVATE
 TAHUN / YEAR : 2025

| Provinsi <i>Province</i> | Diploma <i>Diploma Program</i> | Sarjana <i>Bachelor Program</i> | Magister <i>Master Program</i> | Doktoral <i>Doctoral Program</i> | Profesi <i>Professions</i> | Spesialis <i>Specialist</i> | Jumlah <i>Total</i> |
|-----------------------------|---------------------------------------|--|---------------------------------------|---|-------------------------------|--------------------------------|------------------------|
| (1) | (2) | (3) | (4) | (5) | (6) | (7) | (8) |
| D.K.I. Jakarta | 315 | 1.196 | 295 | 64 | 86 | 14 | 1.970 |
| Jawa Barat | 596 | 1.520 | 215 | 32 | 110 | - | 2.473 |
| Banten | 114 | 472 | 49 | 6 | 24 | - | 665 |
| Jawa Tengah | 423 | 1.105 | 158 | 29 | 116 | 2 | 1.833 |
| D.I. Yogyakarta | 158 | 471 | 111 | 24 | 51 | 1 | 816 |
| Jawa Timur | 354 | 1.826 | 240 | 34 | 156 | 1 | 2.611 |
| Aceh | 75 | 271 | 17 | - | 22 | - | 385 |
| Sumatera Utara | 268 | 841 | 107 | 12 | 73 | 8 | 1.309 |
| Sumatera Barat | 93 | 323 | 34 | 3 | 35 | - | 488 |
| Riau | 81 | 309 | 32 | 3 | 27 | - | 452 |
| Kepulauan Riau | 23 | 124 | 14 | 1 | 10 | - | 172 |
| Jambi | 28 | 136 | 7 | - | 12 | - | 183 |
| Sumatera Selatan | 84 | 336 | 42 | - | 26 | - | 488 |
| Bangka Belitung | 10 | 32 | 5 | - | 2 | - | 49 |
| Bengkulu | 14 | 77 | 10 | - | 8 | - | 109 |
| Lampung | 51 | 267 | 28 | 2 | 17 | - | 365 |
| Kalimantan Barat | 31 | 134 | 10 | - | 6 | - | 181 |
| Kalimantan Tengah | 30 | 83 | 3 | - | 6 | - | 122 |
| Kalimantan Selatan | 73 | 135 | 14 | - | 12 | - | 234 |
| Kalimantan Timur | 44 | 149 | 13 | - | 10 | - | 216 |
| Kalimantan Utara | 16 | 12 | - | - | - | - | 28 |
| Sulawesi Utara | 33 | 153 | 5 | 1 | 9 | - | 201 |
| Gorontalo | 22 | 108 | 14 | - | 4 | - | 148 |
| Sulawesi Tengah | 23 | 135 | 13 | - | 6 | - | 177 |
| Sulawesi Selatan | 202 | 750 | 118 | 20 | 62 | 2 | 1.154 |
| Sulawesi Barat | 14 | 65 | 2 | - | 7 | - | 88 |
| Sulawesi Tenggara | 70 | 199 | 16 | - | 10 | - | 295 |
| Maluku | 13 | 121 | 2 | 1 | 3 | - | 140 |
| Maluku Utara | 20 | 112 | 3 | - | 2 | - | 137 |
| Bali | 63 | 243 | 40 | 6 | 27 | - | 379 |
| Nusa Tenggara Barat | 68 | 331 | 16 | - | 22 | - | 437 |
| Nusa Tenggara Timur | 37 | 290 | 8 | - | 11 | - | 346 |
| Papua | 32 | 178 | 17 | - | 2 | - | 229 |
| Papua Barat | 13 | 118 | 8 | 1 | 3 | - | 143 |
| INDONESIA | 3.491 | 12.622 | 1.666 | 239 | 977 | 28 | 19.023 |

TABEL 3.18 TABLE

JUMLAH PROGRAM STUDI MENURUT PROGRAM TIAP PERGURUAN TINGGI (PT) NEGERI
NUMBER OF STUDY PROGRAMS BASED ON LEVEL OF PROGRAM BY PUBLIC HIGHER EDUCATION (HE)

LINGKUP / SCOPE : KEMDIKTISAINTEK / MoHES
 STATUS / STATUS : NEGERI AKADEMIK / ACADEMIC PUBLIC
 TAHUN / YEAR : 2025

| Perguruan Tinggi <i>College</i> | Diploma <i>Diploma Program</i> | Sarjana <i>Bachelor Program</i> | Magister <i>Master Program</i> | Doktoral <i>Doctoral Program</i> | Profesi <i>Professions</i> | Spesialis <i>Specialist</i> | Jumlah <i>Total</i> |
|---|---------------------------------------|--|---------------------------------------|---|-------------------------------|--------------------------------|------------------------|
| (1) | (2) | (3) | (4) | (5) | (6) | (7) | (8) |
| Institut Pertanian Bogor | 18 | 46 | 62 | 44 | 4 | - | 174 |
| Institut Seni Budaya Indonesia Aceh | - | 9 | - | - | - | - | 9 |
| Institut Seni Budaya Indonesia Bandung | 5 | 8 | 2 | 1 | - | - | 16 |
| Institut Seni Budaya Indonesia Kalimantan Timur | - | 4 | - | - | - | - | 4 |
| Institut Seni Budaya Indonesia Sulawesi Selatan | - | 3 | - | - | - | - | 3 |
| Institut Seni Budaya Indonesia Tanah Papua | - | 5 | - | - | - | - | 5 |
| Institut Seni Indonesia Bali | 3 | 14 | 4 | 2 | - | - | 23 |
| Institut Seni Indonesia Padang Panjang | 6 | 16 | 4 | 1 | - | - | 27 |
| Institut Seni Indonesia Surakarta | 5 | 16 | 1 | 1 | - | - | 23 |
| Institut Seni Indonesia Yogyakarta | 8 | 18 | 2 | 1 | - | - | 29 |
| Institut Teknologi Bacharuddin Jusuf Habibie | - | 18 | - | - | - | - | 18 |
| Institut Teknologi Bandung | - | 53 | 55 | 28 | 3 | - | 139 |
| Institut Teknologi Kalimantan | - | 22 | 1 | - | - | - | 23 |
| Institut Teknologi Sepuluh Nopember | 9 | 47 | 28 | 20 | 3 | - | 107 |
| Institut Teknologi Sumatera | - | 41 | 1 | - | - | - | 42 |
| Universitas Airlangga | 22 | 45 | 51 | 17 | 10 | 54 | 199 |
| Universitas Andalas | 4 | 54 | 46 | 21 | 7 | 22 | 154 |
| Universitas Bangka Belitung | 1 | 31 | 3 | - | 1 | - | 36 |
| Universitas Bengkulu | 5 | 48 | 23 | 7 | 3 | - | 86 |
| Universitas Borneo Tarakan | 2 | 24 | 5 | - | 4 | - | 35 |
| Universitas Brawijaya | 5 | 80 | 52 | 29 | 10 | 22 | 198 |
| Universitas Cenderawasih | 7 | 52 | 26 | 3 | 3 | - | 91 |
| Universitas Diponegoro | 21 | 58 | 39 | 19 | 8 | 21 | 166 |
| Universitas Gadjah Mada | 22 | 71 | 99 | 52 | 14 | 36 | 294 |
| Universitas Halu Oleo | 5 | 80 | 24 | 3 | 4 | - | 116 |
| Universitas Hasanuddin | 14 | 75 | 73 | 31 | 10 | 36 | 239 |
| Universitas Indonesia | 15 | 65 | 77 | 43 | 9 | 62 | 271 |
| Universitas Jambi | 10 | 57 | 22 | 5 | 5 | - | 99 |
| Universitas Jember | 11 | 59 | 29 | 10 | 6 | 1 | 116 |
| Universitas Jenderal Soedirman | 10 | 46 | 29 | 9 | 6 | 3 | 103 |
| Universitas Khairun | 1 | 39 | 10 | 1 | 3 | - | 54 |
| Jumlah (1) | 209 | 1.204 | 768 | 348 | 113 | 257 | 2.899 |

TABEL LANJUTAN 3.18 TABLE CONTINUED

JUMLAH PROGRAM STUDI MENURUT PROGRAM TIAP PERGURUAN TINGGI (PT) NEGERI
NUMBER OF STUDY PROGRAMS BASED ON LEVEL OF PROGRAM BY PUBLIC HIGHER EDUCATION (HE)

LINGKUP / SCOPE : KEMDIKTISAINTEK / MoHES
 STATUS / STATUS : NEGERI AKADEMIK / ACADEMIC PUBLIC
 TAHUN / YEAR : 2025

| Perguruan Tinggi College | Diploma Diploma Program | Sarjana Bachelor Program | Magister Master Program | Doktoral Doctoral Program | Profesi Professions | Spesialis Specialist | Jumlah Total |
|---|-------------------------------|--------------------------------|-------------------------------|---------------------------------|------------------------|-------------------------|-----------------|
| (1) | (2) | (3) | (4) | (5) | (6) | (7) | (8) |
| Universitas Lambung Mangkurat | 2 | 71 | 33 | 11 | 6 | 8 | 131 |
| Universitas Lampung | 15 | 66 | 35 | 8 | 3 | 1 | 128 |
| Universitas Malikussaleh | 1 | 33 | 12 | 1 | 3 | - | 50 |
| Universitas Maritim Raja Ali Haji (UMRAH) | - | 28 | 5 | - | 2 | - | 35 |
| Universitas Mataram | 4 | 40 | 21 | 5 | 3 | 5 | 78 |
| Universitas Mulawarman | 2 | 68 | 23 | 6 | 6 | 2 | 107 |
| Universitas Musamus Merauke | - | 31 | 2 | - | 1 | - | 34 |
| Universitas Negeri Gorontalo | 6 | 59 | 27 | 8 | 5 | - | 105 |
| Universitas Negeri Jakarta | 12 | 66 | 30 | 11 | 1 | - | 120 |
| Universitas Negeri Makassar | 11 | 78 | 32 | 12 | 3 | - | 136 |
| Universitas Negeri Malang | 12 | 77 | 39 | 24 | 6 | - | 158 |
| Universitas Negeri Manado | 1 | 49 | 15 | 4 | 1 | - | 70 |
| Universitas Negeri Medan | 3 | 58 | 19 | 7 | 3 | - | 90 |
| Universitas Negeri Padang | 26 | 78 | 34 | 11 | 6 | - | 155 |
| Universitas Negeri Semarang | 2 | 74 | 30 | 13 | 5 | - | 124 |
| Universitas Negeri Surabaya | 15 | 104 | 45 | 20 | 7 | - | 191 |
| Universitas Negeri Yogyakarta | 14 | 68 | 41 | 27 | 3 | - | 153 |
| Universitas Nusa Cendana | 1 | 48 | 14 | 3 | 3 | - | 69 |
| Universitas Padjadjaran | 14 | 59 | 54 | 23 | 9 | 52 | 211 |
| Universitas Palangka Raya | 1 | 43 | 15 | 2 | 2 | - | 63 |
| Universitas Papua | 15 | 38 | 8 | 2 | 2 | - | 65 |
| Universitas Pattimura | - | 83 | 21 | 7 | 3 | - | 114 |
| Universitas Pembangunan Nasional Veteran Jakarta | 5 | 25 | 9 | 1 | 3 | 1 | 44 |
| Universitas Pembangunan Nasional Veteran Jawa Timur | 1 | 28 | 8 | 2 | 1 | - | 40 |
| Universitas Pembangunan Nasional Veteran Yogyakarta | 1 | 21 | 12 | 1 | - | - | 35 |
| Universitas Pendidikan Ganesha | 11 | 41 | 17 | 6 | 4 | - | 79 |
| Universitas Pendidikan Indonesia | 3 | 105 | 43 | 22 | 5 | - | 178 |
| Universitas Riau | 9 | 56 | 33 | 8 | 5 | 5 | 116 |
| Universitas Sam Ratulangi | 1 | 49 | 19 | 8 | 6 | 10 | 93 |
| Universitas Samudra | - | 31 | 2 | - | 1 | - | 34 |
| Universitas Sebelas Maret | 40 | 77 | 50 | 22 | 8 | 16 | 213 |
| Jumlah (2) | 228 | 1.752 | 748 | 275 | 116 | 100 | 3.219 |

TABEL LANJUTAN 3.18 TABLE CONTINUED

JUMLAH PROGRAM STUDI MENURUT PROGRAM TIAP PERGURUAN TINGGI (PT) NEGERI
NUMBER OF STUDY PROGRAMS BASED ON LEVEL OF PROGRAM BY PUBLIC HIGHER EDUCATION (HE)

LINGKUP / SCOPE : KEMDIKTISAINTEK / MoHES
 STATUS / STATUS : NEGERI AKADEMIK / ACADEMIC PUBLIC
 TAHUN / YEAR : 2025

| Perguruan Tinggi <i>College</i> | Diploma <i>Diploma Program</i> | Sarjana <i>Bachelor Program</i> | Magister <i>Master Program</i> | Doktoral <i>Doctoral Program</i> | Profesi <i>Professions</i> | Spesialis <i>Specialist</i> | Jumlah <i>Total</i> |
|---|--|---|--|--|--------------------------------------|---------------------------------------|-------------------------------|
| (1) | (2) | (3) | (4) | (5) | (6) | (7) | (8) |
| Universitas Sembilanbelas November Kolaka | 1 | 29 | - | - | - | - | 30 |
| Universitas Siliwangi | 2 | 25 | 7 | 3 | 1 | - | 38 |
| Universitas Singaperbangsa Karawang | 3 | 31 | 8 | - | 2 | - | 44 |
| Universitas Sriwijaya | 5 | 57 | 29 | 13 | 7 | 14 | 125 |
| Universitas Sulawesi Barat | 4 | 39 | 1 | - | 2 | - | 46 |
| Universitas Sultan Ageng Tirtayasa | 5 | 44 | 17 | 3 | 4 | - | 73 |
| Universitas Sumatera Utara | 21 | 55 | 46 | 25 | 7 | 29 | 183 |
| Universitas Syiah Kuala | 13 | 67 | 38 | 11 | 8 | 20 | 157 |
| Universitas Tadulako | 7 | 59 | 22 | 5 | 4 | - | 97 |
| Universitas Tanjungpura | 5 | 62 | 24 | 5 | 6 | - | 102 |
| Universitas Terbuka | 2 | 36 | 9 | 2 | 1 | - | 50 |
| Universitas Teuku Umar | - | 27 | 5 | - | - | - | 32 |
| Universitas Tidar | 5 | 24 | 3 | - | 1 | - | 33 |
| Universitas Timor | 1 | 16 | - | - | - | - | 17 |
| Universitas Trunodjoyo Madura | 2 | 27 | 7 | 2 | 1 | - | 39 |
| Universitas Udayana | 4 | 51 | 35 | 14 | 10 | 23 | 137 |
| Jumlah (3) | 80 | 649 | 251 | 83 | 54 | 86 | 1.203 |
| Pendidikan Tinggi Akademik | 517 | 3.605 | 1.767 | 706 | 283 | 443 | 7.321 |

TABEL 3.19 TABLE

JUMLAH PROGRAM STUDI MENURUT PROGRAM TIAP PERGURUAN TINGGI (PT) NEGERI
NUMBER OF STUDY PROGRAMS BASED ON LEVEL OF PROGRAM BY PUBLIC HIGHER EDUCATION (HE)

LINGKUP / SCOPE : KEMDIKTISAINTEK / MoHES
 STATUS / STATUS : NEGERI VOKASI / VOCATIONAL PUBLIC
 TAHUN / YEAR : 2025

| Perguruan Tinggi <i>College</i> | Diploma <i>Diploma Program</i> | Sarjana <i>Bachelor Program</i> | Magister <i>Master Program</i> | Doktoral <i>Doctoral Program</i> | Profesi <i>Professions</i> | Spesialis <i>Specialist</i> | Jumlah <i>Total</i> |
|---|-----------------------------------|------------------------------------|-----------------------------------|-------------------------------------|-------------------------------|--------------------------------|------------------------|
| (1) | (2) | (3) | (4) | (5) | (6) | (7) | (8) |
| Akademi Komunitas Negeri Aceh Barat | 3 | - | - | - | - | - | 3 |
| Akademi Komunitas Negeri Pacitan | 3 | - | - | - | - | - | 3 |
| Akademi Komunitas Negeri Putra Sang Fajar Blitar | 4 | - | - | - | - | - | 4 |
| Akademi Komunitas Negeri Rejang Lebong | 3 | - | - | - | - | - | 3 |
| Akademi Komunitas Negeri Seni dan Budaya Yogyakarta | 3 | - | - | - | - | - | 3 |
| Politeknik Elektronika Negeri Surabaya | 22 | - | 2 | 1 | - | - | 25 |
| Politeknik Manufaktur Bandung | 18 | - | 1 | - | - | - | 19 |
| Politeknik Manufaktur Negeri Bangka Belitung | 9 | - | - | - | - | - | 9 |
| Politeknik Maritim Negeri Indonesia | 7 | - | - | - | - | - | 7 |
| Politeknik Negeri Ambon | 23 | - | - | - | - | - | 23 |
| Politeknik Negeri Bali | 33 | - | 2 | 1 | - | - | 36 |
| Politeknik Negeri Balikpapan | 12 | - | - | - | - | - | 12 |
| Politeknik Negeri Bandung | 37 | - | 3 | - | - | - | 40 |
| Politeknik Negeri Banjarmasin | 22 | - | - | - | - | - | 22 |
| Politeknik Negeri Banyuwangi | 19 | - | - | - | - | - | 19 |
| Politeknik Negeri Batam | 23 | - | 1 | - | 1 | - | 25 |
| Politeknik Negeri Bengkalis | 21 | - | - | - | - | - | 21 |
| Politeknik Negeri Cilacap | 13 | - | - | - | - | - | 13 |
| Politeknik Negeri Fakfak | 8 | - | - | - | - | - | 8 |
| Politeknik Negeri Indramayu | 11 | - | - | - | - | - | 11 |
| Politeknik Negeri Jakarta | 37 | - | 2 | - | - | - | 39 |
| Politeknik Negeri Jember | 39 | - | 1 | - | - | - | 40 |
| Politeknik Negeri Ketapang | 9 | - | - | - | - | - | 9 |
| Politeknik Negeri Kupang | 16 | - | 1 | - | - | - | 17 |
| Politeknik Negeri Lampung | 36 | - | 1 | - | - | - | 37 |
| Politeknik Negeri Lhokseumawe | 27 | - | 1 | - | - | - | 28 |
| Politeknik Negeri Madiun | 15 | - | - | - | - | - | 15 |
| Politeknik Negeri Madura | 7 | - | - | - | - | - | 7 |
| Politeknik Negeri Malang | 42 | - | 5 | 1 | - | - | 48 |
| Politeknik Negeri Manado | 22 | - | 1 | - | - | - | 23 |
| Politeknik Negeri Medan | 29 | - | 1 | - | - | - | 30 |
| Jumlah (1) | 573 | - | 22 | 3 | 1 | - | 599 |

TABEL LANJUTAN 3.19 TABLE CONTINUED

JUMLAH PROGRAM STUDI MENURUT PROGRAM TIAP PERGURUAN TINGGI (PT) NEGERI
NUMBER OF STUDY PROGRAMS BASED ON LEVEL OF PROGRAM BY PUBLIC HIGHER EDUCATION (HE)

LINGKUP / SCOPE : KEMDIKTISAINTEK / MoHES
 STATUS / STATUS : NEGERI VOKASI / VOCATIONAL PUBLIC
 TAHUN / YEAR : 2025

| Perguruan Tinggi <i>College</i> | Diploma <i>Diploma Program</i> | Sarjana <i>Bachelor Program</i> | Magister <i>Master Program</i> | Doktoral <i>Doctoral Program</i> | Profesi <i>Professions</i> | Spesialis <i>Specialist</i> | Jumlah <i>Total</i> |
|--|---------------------------------------|--|---------------------------------------|---|-------------------------------|--------------------------------|------------------------|
| (1) | (2) | (3) | (4) | (5) | (6) | (7) | (8) |
| Politeknik Negeri Media Kreatif | 24 | - | 1 | - | - | - | 25 |
| Politeknik Negeri Nunukan | 4 | - | - | - | - | - | 4 |
| Politeknik Negeri Nusa Utara | 5 | - | - | - | - | - | 5 |
| Politeknik Negeri Padang | 35 | - | 2 | - | - | - | 37 |
| Politeknik Negeri Pontianak | 41 | - | - | - | - | - | 41 |
| Politeknik Negeri Samarinda | 29 | - | 2 | - | - | - | 31 |
| Politeknik Negeri Sambas | 11 | - | - | - | - | - | 11 |
| Politeknik Negeri Semarang | 26 | - | 1 | - | - | - | 27 |
| Politeknik Negeri Sriwijaya | 39 | - | 2 | - | - | - | 41 |
| Politeknik Negeri Subang | 7 | - | - | - | - | - | 7 |
| Politeknik Negeri Tanah Laut | 10 | - | - | - | - | - | 10 |
| Politeknik Negeri Ujung Pandang | 42 | - | 3 | 1 | - | - | 46 |
| Politeknik Perikanan Negeri Tual | 10 | - | - | - | - | - | 10 |
| Politeknik Perkapalan Negeri Surabaya | 17 | - | 1 | - | - | - | 18 |
| Politeknik Pertanian Negeri Kupang | 15 | - | - | - | - | - | 15 |
| Politeknik Pertanian Negeri Pangkajene Kepulauan | 24 | - | 1 | - | - | - | 25 |
| Politeknik Pertanian Negeri Payakumbuh | 19 | - | 1 | - | - | - | 20 |
| Politeknik Pertanian Negeri Samarinda | 14 | - | - | - | - | - | 14 |
| Jumlah (2) | 372 | - | 14 | 1 | - | - | 387 |
| Pendidikan Tinggi Vokasi | 945 | - | 36 | 4 | 1 | - | 986 |
| Kemdiktisaintek | 1462 | 3605 | 1803 | 710 | 284 | 443 | 8307 |

TABEL 3.20 TABLE

JUMLAH PROGRAM STUDI MENURUT PROGRAM TIAP LLDIKTI
NUMBER OF STUDY PROGRAMS BASED ON LEVEL OF PROGRAM BY REGIONAL OFFICE
 LINGKUP / SCOPE : KEMDIKTISAINTEK / MoHES
 STATUS / STATUS : SWASTA / PRIVATE
 TAHUN / YEAR : 2025

| LLDIKTI Regional Office | Diploma Diploma Program | Sarjana Bachelor Program | Magister Master Program | Doktoral Doctoral Program | Profesi Professions | Spesialis Specialist | Jumlah Total |
|----------------------------|-------------------------------|--------------------------------|-------------------------------|---------------------------------|------------------------|-------------------------|-----------------|
| (1) | (2) | (3) | (4) | (5) | (6) | (7) | (8) |
| LLDIKTI I | 268 | 841 | 107 | 12 | 73 | 8 | 1.309 |
| LLDIKTI II | 159 | 712 | 85 | 2 | 53 | - | 1.011 |
| LLDIKTI III | 324 | 1.226 | 300 | 66 | 91 | 14 | 2.021 |
| LLDIKTI IV | 701 | 1.962 | 259 | 36 | 129 | - | 3.087 |
| LLDIKTI V | 158 | 471 | 111 | 24 | 51 | 1 | 816 |
| LLDIKTI VI | 423 | 1.105 | 158 | 29 | 116 | 2 | 1.833 |
| LLDIKTI VII | 354 | 1.826 | 240 | 34 | 156 | 1 | 2.611 |
| LLDIKTI VIII | 131 | 574 | 56 | 6 | 49 | - | 816 |
| LLDIKTI IX | 286 | 1.014 | 136 | 20 | 79 | 2 | 1.537 |
| LLDIKTI X | 121 | 459 | 41 | 3 | 47 | - | 671 |
| LLDIKTI XI | 194 | 513 | 40 | - | 34 | - | 781 |
| LLDIKTI XII | 33 | 233 | 5 | 1 | 5 | - | 277 |
| LLDIKTI XIII | 75 | 271 | 17 | - | 22 | - | 385 |
| LLDIKTI XIV | 45 | 296 | 25 | 1 | 5 | - | 372 |
| LLDIKTI XV | 37 | 290 | 8 | - | 11 | - | 346 |
| LLDIKTI XVI | 78 | 396 | 32 | 1 | 19 | - | 526 |
| LLDIKTI XVII | 104 | 433 | 46 | 4 | 37 | - | 624 |
| Jumlah | 3.491 | 12.622 | 1.666 | 239 | 977 | 28 | 19.023 |

TABEL 3.21 TABLE

JUMLAH PROGRAM STUDI MENURUT PROGRAM TIAP LLDIKTI
NUMBER OF STUDY PROGRAMS BASED ON LEVEL OF PROGRAM BY REGIONAL OFFICE
 LINGKUP / SCOPE : KEMDIKTISAINTEK / MoHEST
 STATUS / STATUS : SWASTA AKADEMIK / ACEDEMIC PRIVATE
 TAHUN / YEAR : 2025

| LLDIKTI Regional Office | Diploma Diploma Program | Sarjana Bachelor Program | Magister Master Program | Doktoral Doctoral Program | Profesi Professions | Spesialis Specialist | Jumlah Total |
|----------------------------|-------------------------------|--------------------------------|-------------------------------|---------------------------------|------------------------|-------------------------|-----------------|
| (1) | (2) | (3) | (4) | (5) | (6) | (7) | (8) |
| LLDIKTI I | 142 | 841 | 107 | 12 | 73 | 8 | 1.183 |
| LLDIKTI II | 104 | 712 | 85 | 2 | 53 | - | 956 |
| LLDIKTI III | 193 | 1.226 | 299 | 66 | 89 | 14 | 1.887 |
| LLDIKTI IV | 368 | 1.962 | 259 | 36 | 122 | - | 2.747 |
| LLDIKTI V | 86 | 471 | 111 | 24 | 49 | 1 | 742 |
| LLDIKTI VI | 253 | 1.105 | 158 | 29 | 116 | 2 | 1.663 |
| LLDIKTI VII | 220 | 1.826 | 240 | 34 | 155 | 1 | 2.476 |
| LLDIKTI VIII | 81 | 574 | 55 | 6 | 48 | - | 764 |
| LLDIKTI IX | 139 | 1.014 | 135 | 20 | 79 | 2 | 1.389 |
| LLDIKTI X | 66 | 459 | 41 | 3 | 47 | - | 616 |
| LLDIKTI XI | 66 | 513 | 40 | - | 33 | - | 652 |
| LLDIKTI XII | 18 | 233 | 5 | 1 | 5 | - | 262 |
| LLDIKTI XIII | 35 | 271 | 17 | - | 22 | - | 345 |
| LLDIKTI XIV | 14 | 296 | 25 | 1 | 5 | - | 341 |
| LLDIKTI XV | 11 | 290 | 8 | - | 11 | - | 320 |
| LLDIKTI XVI | 40 | 396 | 32 | 1 | 19 | - | 488 |
| LLDIKTI XVII | 52 | 433 | 44 | 4 | 37 | - | 570 |
| Jumlah | 1.888 | 12.622 | 1.661 | 239 | 963 | 28 | 17.401 |

TABEL 3.22 TABLE

JUMLAH PROGRAM STUDI MENURUT PROGRAM TIAP LLDIKTI
NUMBER OF STUDY PROGRAMS BASED ON LEVEL OF PROGRAM BY REGIONAL OFFICE
 LINGKUP / SCOPE : KEMDIKTISAINTEK / MoHES
 STATUS / STATUS : SWASTA VOKASI / VOCATIONAL PRIVATE
 TAHUN / YEAR : 2025

| LLDIKTI Regional Office | Diploma Diploma Program | Sarjana Bachelor Program | Magister Master Program | Doktoral Doctoral Program | Profesi Professions | Spesialis Specialist | Jumlah Total |
|----------------------------|-------------------------------|--------------------------------|-------------------------------|---------------------------------|------------------------|-------------------------|-----------------|
| | (2) | (3) | (4) | (5) | (6) | (7) | (8) |
| LLDIKTI I | 126 | - | - | - | - | - | 126 |
| LLDIKTI II | 55 | - | - | - | - | - | 55 |
| LLDIKTI III | 131 | - | 1 | - | 2 | - | 134 |
| LLDIKTI IV | 333 | - | - | - | 7 | - | 340 |
| LLDIKTI V | 72 | - | - | - | 2 | - | 74 |
| LLDIKTI VI | 170 | - | - | - | - | - | 170 |
| LLDIKTI VII | 134 | - | - | - | 1 | - | 135 |
| LLDIKTI VIII | 50 | - | 1 | - | 1 | - | 52 |
| LLDIKTI IX | 147 | - | 1 | - | - | - | 148 |
| LLDIKTI X | 55 | - | - | - | - | - | 55 |
| LLDIKTI XI | 128 | - | - | - | 1 | - | 129 |
| LLDIKTI XII | 15 | - | - | - | - | - | 15 |
| LLDIKTI XIII | 40 | - | - | - | - | - | 40 |
| LLDIKTI XIV | 31 | - | - | - | - | - | 31 |
| LLDIKTI XV | 26 | - | - | - | - | - | 26 |
| LLDIKTI XVI | 38 | - | - | - | - | - | 38 |
| LLDIKTI XVII | 52 | - | 2 | - | - | - | 54 |
| Jumlah | 1.603 | - | 5 | - | 14 | - | 1.622 |

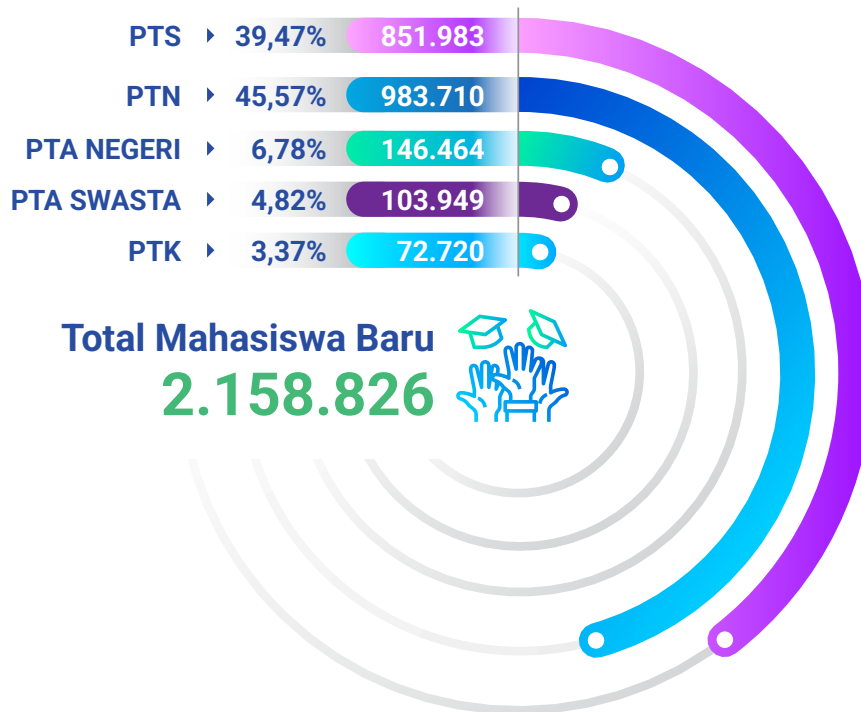
Mahasiswa Baru

New Entrants



Statistik mahasiswa baru pada pendidikan tinggi tahun 2025 memberikan gambaran komprehensif mengenai kondisi mahasiswa baru. Data difokuskan pada distribusi mahasiswa baru berdasarkan jenis perguruan tinggi, sebaran wilayah provinsi, program pendidikan, serta kelompok bidang ilmu.

Higher education new-entrant statistics for 2025 provide a comprehensive overview of the new entrants' characteristics. The data highlight the distribution of new entrants by higher education institution category, provincial and regional distribution, education program, and knowledge field.

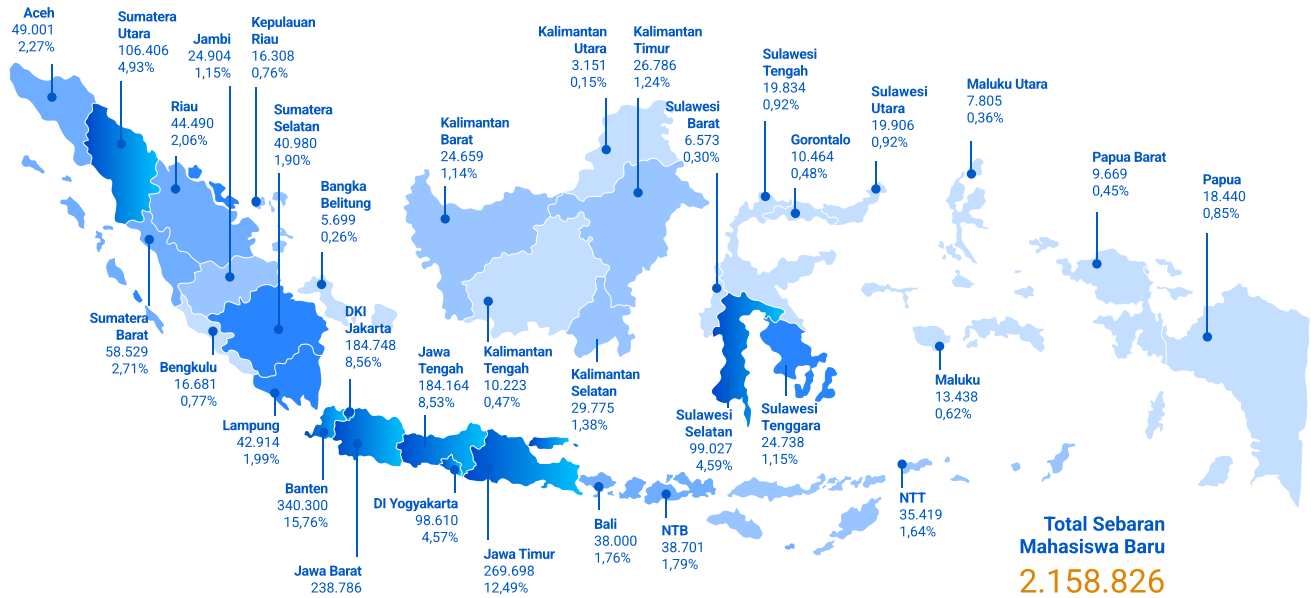


GRAFIK 4.1 GRAPHIC

SEBARAN MAHASISWA BARU BERDASARKAN KELOMPOK LEMBAGA
THE DISTRIBUTION OF NEW ENTRANTS BY INSTITUTIONAL CATEGORY

Sebaran mahasiswa baru tahun 2025 berdasarkan kelompok lembaga menunjukkan bahwa Perguruan Tinggi Swasta (PTS) mendominasi, yakni mencapai 45,57 persen dari total mahasiswa baru. Selanjutnya, Perguruan Tinggi Negeri (PTN) berada pada posisi kedua terbanyak dengan proporsi sebesar 39,47 persen atau sebanyak 851.983 mahasiswa baru. Kondisi ini berbanding lurus dengan proporsi jumlah program studi yang tersedia di masing-masing jenis lembaga perguruan tinggi, yakni sebanyak 19.023 program studi di PTS, sebanyak 8.307 program studi di PTN, sebanyak 6.405 program studi di Perguruan Tinggi Agama (PTA), dan sisanya sebanyak 976 program studi di Perguruan Tinggi Kedinasan (PTK).

The distribution of new entrants by institutional category in 2025 shows that private higher education institutions continue to dominate, accounting for 45.57 percent of total new entrants. Public higher education institutions constitute the second-largest share at 39.47 percent, or 851,983 new entrants. This pattern reflects a linear relationship in how study programs are distributed across institutional categories: private higher education offers the most, totaling 19,023, followed by public higher education, with 8,307. Religious higher education institutions offer 6,405 study programs, while government higher education institutions offer 976.



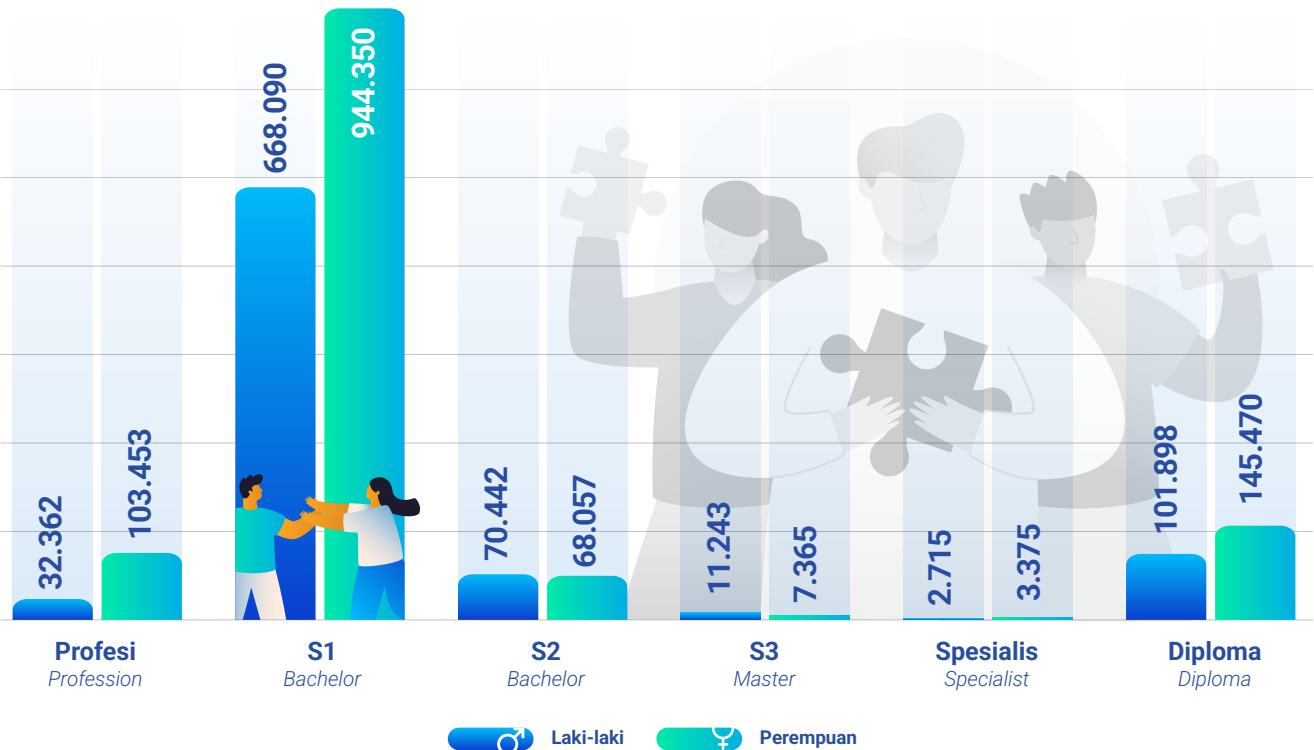
GRAFIK 4.2 GRAPHIC
SEBARAN MAHASISWA BARU BERDASARKAN WILAYAH PERGURUAN TINGGI
 THE DISTRIBUTION OF NEW ENTRANTS BY THE REGIONAL LOCATION OF HIGHER EDUCATION INSTITUTIONS

Sementara itu, jika dilihat dari sebaran mahasiswa baru berdasarkan wilayah perguruan tinggi, Provinsi Banten, Jawa Timur, Jawa Barat, DKI Jakarta, dan Jawa Tengah merupakan lima besar provinsi yang diminati oleh mahasiswa baru pada tahun 2025. Sebaran mahasiswa baru ini berbanding lurus dengan jumlah provinsi dengan program studi terbanyak di masing-masing provinsi, kecuali di Provinsi Banten.

Pada tahun 2024, Provinsi DI Yogyakarta masuk ke dalam lima besar berdasarkan sebaran mahasiswa baru, namun pada tahun 2025 telah tergeser oleh Provinsi Jawa Tengah, Sumatera Utara, dan Sulawesi Selatan. Sementara itu, jumlah mahasiswa baru di Provinsi Papua Barat, Maluku Utara, Sulawesi Barat, Bangka Belitung, dan Kalimantan Utara masih tergolong relatif kecil, yakni tidak mencapai 10.000 mahasiswa baru. Angka ini tidak jauh berbeda dari sebaran mahasiswa baru di tahun 2024.

Turning to the distribution of new entrants by the regional location of higher education institutions, Banten, East Java, West Java, the Special Capital Region of Jakarta, and Central Java are the five provinces most preferred by new entrants in 2025. Additionally, the overall distribution of new entrants aligns linearly with the availability of study programs across provinces, except in Banten.

In 2024, the Special Region of Yogyakarta ranked among the top five provinces in terms of new entrants; however, in 2025, it was replaced by Central Java, North Sumatra, and South Sulawesi. Meanwhile, West Papua, North Maluku, West Sulawesi, Bangka Belitung, and North Kalimantan continue to record relatively few new entrants, with each remaining below 10,000. This figure does not differ substantially from the distribution of new entrants in 2024.



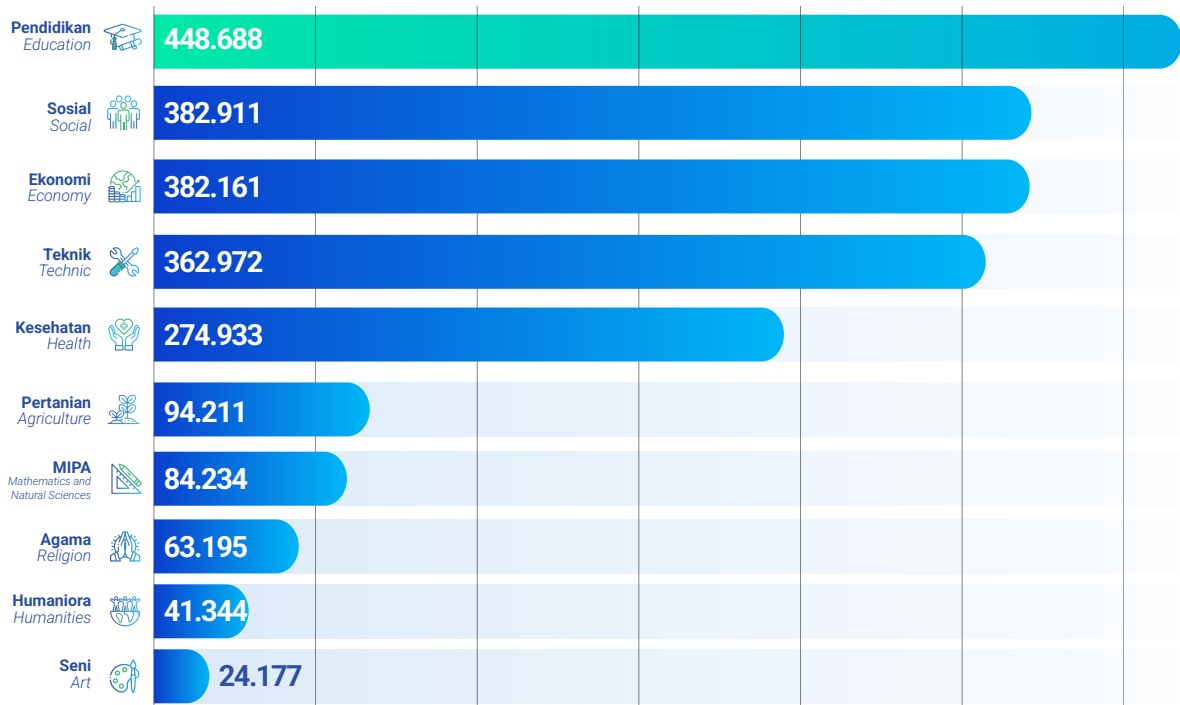
GRAFIK 4.3 GRAPHIC
SEBARAN MAHASISWA BARU BERDASARKAN PROGRAM PENDIDIKAN DAN JENIS KELAMIN
 THE DISTRIBUTION OF NEW ENTRANTS BY EDUCATIONAL PROGRAM AND GENDER

Apabila ditinjau berdasarkan program pendidikan, jumlah mahasiswa baru pada program sarjana mendominasi pendidikan tinggi di Indonesia, yakni mencapai 74,69 persen dari total mahasiswa, disusul oleh program pendidikan diploma sebesar 11,46 persen, magister sebesar 6,42 persen, profesi sebesar 6,29 persen, doktoral sebesar 0,86 persen, serta spesialis sebesar 0,28 persen.

Seluruh program pendidikan mempunyai mahasiswa baru perempuan lebih banyak dibandingkan laki-laki, kecuali program pendidikan magister dan doktoral. Pada program magister, selisih antara jumlah mahasiswa baru perempuan dan laki-laki hanya terpaut 3,39 persen. Sementara itu, jumlah mahasiswa baru laki-laki pada program doktoral unggul 34,49 persen dibandingkan jumlah mahasiswa baru perempuan pada program tersebut.

Shifting attention to education programs, bachelor's programs continue to dominate higher education in Indonesia in 2025, accounting for 74.69 percent of total new entrants, followed by diploma programs for 11.46 percent, master's programs for 6.42 percent, profession programs for 6.29 percent, doctoral programs for 0.86 percent, and specialist programs for 0.28 percent.

Across most education programs, the number of female new entrants exceeds that of male new entrants, except in master's and doctoral programs. In master's program, the difference between female and male new entrants remains relatively small at 3.39 percent. Meanwhile, in the doctoral program, male new entrants account for a higher proportion than female new entrants, reaching 34.49 percent.



GRAFIK 4.4 GRAPHIC

SEBARAN MAHASISWA BARU BERDASARKAN KELOMPOK BIDANG ILMU
 THE DISTRIBUTION OF NEW ENTRANTS BY BASED ON SCIENTIFIC FIELD GROUP

Pendidikan, sosial, ekonomi, teknik, dan kesehatan menjadi kelompok bidang ilmu favorit mahasiswa baru di Indonesia pada tahun 2025. Data ini berbanding lurus dengan ketersediaan jumlah program studi pada bidang ilmu tersebut yang memang lebih banyak dibandingkan dengan keilmuan lainnya.

Sementara itu, dalam bidang ilmu MIPA, agama, humaniora, dan seni menjadi bidang ilmu yang memiliki mahasiswa baru dengan proporsi paling sedikit dibandingkan bidang ilmu lainnya. Sebaran mahasiswa baru berdasarkan kelompok bidang ilmu tahun 2025 ini sepenuhnya sama dengan data tahun 2024. Kapasitas program studi untuk keempat bidang ilmu tersebut juga memang masih paling sedikit tersedia di Indonesia.

Education, social sciences, economics, engineering, and health sciences emerge as the most preferred knowledge fields among new entrants in Indonesia in 2025. This distribution shows a linear trend in the availability of study programs across these knowledge fields, with these fields offering more programs than others.

On the other hand, fewer new entrants choose mathematics and natural sciences, religious studies, and humanities compared to other fields. The distribution of new entrants by knowledge field in 2025 mirrors that of 2024. Consistent with this pattern, these four knowledge fields continue to have the fewest study programs in Indonesia.



GRAFIK 4.5 GRAPHIC

TOP 10 (SEPULUH) PROGRAM STUDI DENGAN JUMLAH MAHASISWA BARU TERBANYAK
TOP TEN STUDY PROGRAMS WITH THE LARGEST NUMBER OF NEW ENTRANTS

Pada tahun 2025, Manajemen menjadi program studi dengan jumlah mahasiswa baru terbanyak, yaitu sebesar 210.182 mahasiswa. Selanjutnya disusul oleh Pendidikan Guru Sekolah Dasar, Ilmu Hukum, dan juga Akuntansi. Fakta ini sejalan dengan jumlah program studi yang paling banyak tersedia di Indonesia, di antaranya adalah program studi Manajemen dengan jumlah 1.310 program studi.

Yang menarik, program studi Pendidikan Profesi Guru di tahun 2024 menjadi program studi dengan jumlah mahasiswa baru terbanyak nomor dua di Indonesia. Namun pada tahun 2024, program studi ini turun menjadi urutan ke-sepuluh.

In 2025, management emerges as the study program with the largest share of new entrants, with 210,182 students, followed by primary school teacher education, law. This pattern aligns with program availability, as management is among the study programs with the largest number in Indonesia, totaling 1,310 programs.

Notably, teacher profession education programs ranked second in terms of the number of new entrants in Indonesia in 2024. However, this position declined in 2025, with the program falling to tenth place.

TABEL 4.1 TABLE

JUMLAH MAHASISWA BARU MENURUT BENTUK PENDIDIKAN TIAP PROVINSI
NUMBER OF NEW ENTRANTS BASED ON FORM OF EDUCATION BY PROVINCE
 LINGKUP / SCOPE : NASIONAL / NATIONAL
 STATUS / STATUS : NEGERI+SWASTA / PUBLIC+PRIVATE
 TAHUN / YEAR : 2025

| Provinsi <i>Province</i> | Universitas <i>University</i> | Institut <i>Institute</i> | Sekolah Tinggi <i>Sch. of High Learning</i> | Akademi <i>Academy</i> | Akademi Komunitas <i>Community College</i> | Politeknik <i>Polytechnic</i> | Jumlah <i>Total</i> |
|-----------------------------|----------------------------------|------------------------------|--|---------------------------|---|----------------------------------|------------------------|
| (1) | (2) | (3) | (4) | (5) | (6) | (7) | (8) |
| D.K.I. Jakarta | 150.333 | 11.385 | 13.516 | 1.360 | - | 8.154 | 184.748 |
| Jawa Barat | 148.176 | 31.882 | 35.564 | 2.269 | 60 | 20.835 | 238.786 |
| Banten | 326.162 | 2.446 | 7.344 | 485 | - | 3.863 | 340.300 |
| Jawa Tengah | 150.522 | 5.900 | 11.383 | 1.998 | 6 | 14.355 | 184.164 |
| D.I. Yogyakarta | 82.826 | 4.206 | 7.111 | 1.067 | 684 | 2.716 | 98.610 |
| Jawa Timur | 194.113 | 25.405 | 28.568 | 1.665 | 272 | 19.675 | 269.698 |
| Aceh | 36.186 | 1.686 | 5.914 | 832 | 100 | 4.283 | 49.001 |
| Sumatera Utara | 71.559 | 10.776 | 14.661 | 1.754 | - | 7.656 | 106.406 |
| Sumatera Barat | 46.641 | 1.794 | 4.017 | 778 | - | 5.299 | 58.529 |
| Riau | 31.569 | 5.253 | 4.562 | 144 | - | 2.962 | 44.490 |
| Kepulauan Riau | 8.542 | 1.244 | 2.503 | 42 | - | 3.977 | 16.308 |
| Jambi | 18.044 | 3.112 | 1.310 | 68 | - | 2.370 | 24.904 |
| Sumatera Selatan | 28.540 | 1.443 | 4.872 | 148 | 43 | 5.934 | 40.980 |
| Bangka Belitung | 3.258 | 1.499 | 32 | - | 9 | 901 | 5.699 |
| Bengkulu | 11.976 | 1.085 | 1.982 | 92 | 47 | 1.499 | 16.681 |
| Lampung | 27.101 | 7.436 | 4.454 | 188 | - | 3.735 | 42.914 |
| Kalimantan Barat | 13.484 | 2.442 | 2.919 | 350 | - | 5.464 | 24.659 |
| Kalimantan Tengah | 7.257 | 639 | 1.043 | 75 | - | 1.209 | 10.223 |
| Kalimantan Selatan | 20.203 | 1.190 | 4.750 | 169 | 1 | 3.462 | 29.775 |
| Kalimantan Timur | 16.903 | 2.532 | 2.790 | 21 | - | 4.540 | 26.786 |
| Kalimantan Utara | 2.382 | - | 349 | - | - | 420 | 3.151 |
| Sulawesi Utara | 12.404 | 1.941 | 2.027 | 504 | - | 3.030 | 19.906 |
| Gorontalo | 9.030 | 603 | 108 | - | - | 723 | 10.464 |
| Sulawesi Tengah | 16.530 | 23 | 1.874 | 262 | - | 1.145 | 19.834 |
| Sulawesi Selatan | 71.072 | 9.597 | 9.155 | 762 | 146 | 8.295 | 99.027 |
| Sulawesi Barat | 3.994 | 629 | 1.794 | 55 | - | 101 | 6.573 |
| Sulawesi Tenggara | 17.767 | 2.239 | 2.733 | 73 | 43 | 1.883 | 24.738 |
| Maluku | 8.717 | 924 | 2.144 | 34 | - | 1.619 | 13.438 |
| Maluku Utara | 5.446 | 988 | 526 | 96 | - | 749 | 7.805 |
| Bali | 25.197 | 4.875 | 2.609 | 199 | 35 | 5.085 | 38.000 |
| Nusa Tenggara Barat | 25.346 | 3.830 | 7.035 | 349 | 426 | 1.715 | 38.701 |
| Nusa Tenggara Timur | 23.717 | 2.634 | 4.107 | 394 | - | 4.567 | 35.419 |
| Papua | 11.733 | 705 | 4.250 | 268 | - | 1.484 | 18.440 |
| Papua Barat | 6.070 | 356 | 1.824 | - | - | 1.419 | 9.669 |
| INDONESIA | 1.632.800 | 152.699 | 199.830 | 16.501 | 1.872 | 155.124 | 2.158.826 |

TABEL 4.2 TABLE

JUMLAH MAHASISWA BARU MENURUT BENTUK PENDIDIKAN TIAP PROVINSI
NUMBER OF NEW ENTRANTS BASED ON FORM OF EDUCATION BY PROVINCE
 LINGKUP / SCOPE : KEMDIKTISAINTEK / MoHES
 STATUS / STATUS : NEGERI+SWASTA / PUBLIC+PRIVATE
 TAHUN / YEAR : 2025

| Provinsi <i>Province</i> | Universitas <i>University</i> | Institut <i>Institute</i> | Sekolah Tinggi <i>Sch. of High Learning</i> | Akademi <i>Academy</i> | Akademi Komunitas <i>Community College</i> | Politeknik <i>Polytechnic</i> | Jumlah <i>Total</i> |
|-----------------------------|----------------------------------|------------------------------|--|---------------------------|---|----------------------------------|------------------------|
| (1) | (2) | (3) | (4) | (5) | (6) | (7) | (8) |
| D.K.I. Jakarta | 149.012 | 10.983 | 9.715 | 1.360 | - | 4.209 | 175.279 |
| Jawa Barat | 132.786 | 26.806 | 21.953 | 2.211 | 60 | 13.740 | 197.556 |
| Banten | 313.545 | 1.679 | 4.671 | 485 | - | 946 | 321.326 |
| Jawa Tengah | 133.145 | 3.007 | 7.336 | 1.104 | 6 | 6.465 | 151.063 |
| D.I. Yogyakarta | 76.285 | 3.880 | 4.911 | 918 | 684 | 1.227 | 87.905 |
| Jawa Timur | 166.476 | 18.521 | 16.472 | 1.636 | 272 | 13.273 | 216.650 |
| Aceh | 31.053 | 126 | 3.033 | 832 | 100 | 2.207 | 37.351 |
| Sumatera Utara | 64.910 | 8.291 | 9.850 | 1.754 | - | 4.488 | 89.293 |
| Sumatera Barat | 39.048 | 1.641 | 2.661 | 778 | - | 3.214 | 47.342 |
| Riau | 25.635 | 3.784 | 2.793 | 144 | - | 2.392 | 34.748 |
| Kepulauan Riau | 8.542 | 1.019 | 770 | 42 | - | 3.604 | 13.977 |
| Jambi | 14.694 | 279 | 1.039 | 68 | - | 233 | 16.313 |
| Sumatera Selatan | 22.777 | 840 | 3.810 | 59 | 43 | 3.731 | 31.260 |
| Bangka Belitung | 3.258 | 872 | 32 | - | 9 | 506 | 4.677 |
| Bengkulu | 10.128 | - | 1.634 | 92 | 47 | 177 | 12.078 |
| Lampung | 20.438 | 6.688 | 1.530 | 188 | - | 2.181 | 31.025 |
| Kalimantan Barat | 13.460 | 1.136 | 1.704 | 350 | - | 4.201 | 20.851 |
| Kalimantan Tengah | 7.257 | 32 | 727 | 75 | - | 359 | 8.450 |
| Kalimantan Selatan | 18.184 | 255 | 3.439 | 169 | 1 | 2.670 | 24.718 |
| Kalimantan Timur | 15.463 | 2.489 | 2.199 | 21 | - | 3.310 | 23.482 |
| Kalimantan Utara | 2.382 | - | 277 | - | - | 420 | 3.079 |
| Sulawesi Utara | 12.404 | 456 | 1.398 | 504 | - | 1.739 | 16.501 |
| Gorontalo | 9.030 | - | 108 | - | - | 40 | 9.178 |
| Sulawesi Tengah | 14.887 | 23 | 1.398 | 262 | - | 223 | 16.793 |
| Sulawesi Selatan | 62.905 | 6.226 | 7.558 | 560 | - | 4.144 | 81.393 |
| Sulawesi Barat | 3.994 | 629 | 910 | 55 | - | - | 5.588 |
| Sulawesi Tenggara | 17.767 | 475 | 2.343 | 73 | - | 1.032 | 21.690 |
| Maluku | 8.717 | 340 | 1.963 | 34 | - | 1.002 | 12.056 |
| Maluku Utara | 5.446 | 273 | 336 | 96 | - | 52 | 6.203 |
| Bali | 24.166 | 4.875 | 2.232 | 199 | 35 | 2.827 | 34.334 |
| Nusa Tenggara Barat | 21.115 | 1.648 | 4.890 | 349 | 426 | - | 28.428 |
| Nusa Tenggara Timur | 23.717 | 1.395 | 2.946 | 394 | - | 2.867 | 31.319 |
| Papua | 11.733 | 472 | 2.858 | 268 | - | 258 | 15.589 |
| Papua Barat | 6.070 | - | 1.603 | - | - | 525 | 8.198 |
| INDONESIA | 1.490.429 | 109.140 | 131.099 | 15.080 | 1.683 | 88.262 | 1.835.693 |

TABEL 4.3 TABLE

JUMLAH MAHASISWA BARU MENURUT BENTUK PENDIDIKAN TIAP PROVINSI
NUMBER OF NEW ENTRANTS BASED ON FORM OF EDUCATION BY PROVINCE
 LINGKUP / SCOPE : KEMDIKTISAINTEK / MoHESST
 STATUS / STATUS : NEGERI / PUBLIC
 TAHUN / YEAR : 2025

| Provinsi <i>Province</i> | Universitas <i>University</i> | Institut <i>Institute</i> | Sekolah Tinggi <i>Sch. of High Learning</i> | Akademi <i>Academy</i> | Akademi Komunitas <i>Community College</i> | Politeknik <i>Polytechnic</i> | Jumlah <i>Total</i> |
|-----------------------------|----------------------------------|------------------------------|--|---------------------------|---|----------------------------------|------------------------|
| (1) | (2) | (3) | (4) | (5) | (6) | (7) | (8) |
| D.K.I. Jakarta | 30.641 | - | - | - | - | 1.644 | 32.285 |
| Jawa Barat | 33.200 | 18.173 | - | - | - | 7.336 | 58.709 |
| Banten | 263.560 | - | - | - | - | - | 263.560 |
| Jawa Tengah | 54.111 | 1.039 | - | - | - | 3.888 | 59.038 |
| D.I. Yogyakarta | 36.933 | 1.851 | - | - | 88 | - | 38.872 |
| Jawa Timur | 80.692 | 8.754 | - | - | 215 | 12.254 | 101.915 |
| Aceh | 19.316 | 126 | - | - | 100 | 1.545 | 21.087 |
| Sumatera Utara | 18.723 | - | - | - | - | 2.952 | 21.675 |
| Sumatera Barat | 22.111 | 1.046 | - | - | - | 3.072 | 26.229 |
| Riau | 8.365 | - | - | - | - | 1.069 | 9.434 |
| Kepulauan Riau | 2.804 | - | - | - | - | 3.308 | 6.112 |
| Jambi | 9.592 | - | - | - | - | - | 9.592 |
| Sumatera Selatan | 9.929 | - | - | - | - | 3.412 | 13.341 |
| Bangka Belitung | 2.278 | - | - | - | - | 452 | 2.730 |
| Bengkulu | 5.468 | - | - | - | 47 | - | 5.515 |
| Lampung | 8.913 | 4.480 | - | - | - | 2.042 | 15.435 |
| Kalimantan Barat | 8.073 | - | - | - | - | 3.826 | 11.899 |
| Kalimantan Tengah | 3.844 | - | - | - | - | - | 3.844 |
| Kalimantan Selatan | 8.718 | - | - | - | - | 1.820 | 10.538 |
| Kalimantan Timur | 7.492 | 1.606 | - | - | - | 2.995 | 12.093 |
| Kalimantan Utara | 2.265 | - | - | - | - | 126 | 2.391 |
| Sulawesi Utara | 8.308 | - | - | - | - | 1.739 | 10.047 |
| Gorontalo | 5.375 | - | - | - | - | - | 5.375 |
| Sulawesi Tengah | 10.046 | - | - | - | - | - | 10.046 |
| Sulawesi Selatan | 28.765 | 473 | - | - | - | 2.446 | 31.684 |
| Sulawesi Barat | 2.535 | - | - | - | - | - | 2.535 |
| Sulawesi Tenggara | 10.762 | - | - | - | - | - | 10.762 |
| Maluku | 6.122 | - | - | - | - | 1.002 | 7.124 |
| Maluku Utara | 3.474 | - | - | - | - | - | 3.474 |
| Bali | 13.689 | - | - | - | - | 2.507 | 16.196 |
| Nusa Tenggara Barat | 7.373 | - | - | - | - | - | 7.373 |
| Nusa Tenggara Timur | 8.251 | - | - | - | - | 2.478 | 10.729 |
| Papua | 7.667 | 39 | - | - | - | - | 7.706 |
| Papua Barat | 2.320 | - | - | - | - | 318 | 2.638 |
| INDONESIA | 751.715 | 37.587 | - | - | 450 | 62.231 | 851.983 |

TABEL 4.4 TABLE

JUMLAH MAHASISWA BARU MENURUT BENTUK PENDIDIKAN TIAP PROVINSI
NUMBER OF NEW ENTRANTS BASED ON FORM OF EDUCATION BY PROVINCE
 LINGKUP / SCOPE : KEMDIKTISAINTEK / MoHESST
 STATUS / STATUS : SWASTA / PRIVATE
 TAHUN / YEAR : 2025

| Provinsi <i>Province</i> | Universitas <i>University</i> | Institut <i>Institute</i> | Sekolah Tinggi <i>Sch. of High Learning</i> | Akademi <i>Academy</i> | Akademi Komunitas <i>Community College</i> | Politeknik <i>Polytechnic</i> | Jumlah <i>Total</i> |
|-----------------------------|----------------------------------|------------------------------|--|---------------------------|---|----------------------------------|------------------------|
| (1) | (2) | (3) | (4) | (5) | (6) | (7) | (8) |
| D.K.I. Jakarta | 118.371 | 10.983 | 9.715 | 1.360 | - | 2.565 | 142.994 |
| Jawa Barat | 99.586 | 8.633 | 21.953 | 2.211 | 60 | 6.404 | 138.847 |
| Banten | 49.985 | 1.679 | 4.671 | 485 | - | 946 | 57.766 |
| Jawa Tengah | 79.034 | 1.968 | 7.336 | 1.104 | 6 | 2.577 | 92.025 |
| D.I. Yogyakarta | 39.352 | 2.029 | 4.911 | 918 | 596 | 1.227 | 49.033 |
| Jawa Timur | 85.784 | 9.767 | 16.472 | 1.636 | 57 | 1.019 | 114.735 |
| Aceh | 11.737 | - | 3.033 | 832 | - | 662 | 16.264 |
| Sumatera Utara | 46.187 | 8.291 | 9.850 | 1.754 | - | 1.536 | 67.618 |
| Sumatera Barat | 16.937 | 595 | 2.661 | 778 | - | 142 | 21.113 |
| Riau | 17.270 | 3.784 | 2.793 | 144 | - | 1.323 | 25.314 |
| Kepulauan Riau | 5.738 | 1.019 | 770 | 42 | - | 296 | 7.865 |
| Jambi | 5.102 | 279 | 1.039 | 68 | - | 233 | 6.721 |
| Sumatera Selatan | 12.848 | 840 | 3.810 | 59 | 43 | 319 | 17.919 |
| Bangka Belitung | 980 | 872 | 32 | - | 9 | 54 | 1.947 |
| Bengkulu | 4.660 | - | 1.634 | 92 | - | 177 | 6.563 |
| Lampung | 11.525 | 2.208 | 1.530 | 188 | - | 139 | 15.590 |
| Kalimantan Barat | 5.387 | 1.136 | 1.704 | 350 | - | 375 | 8.952 |
| Kalimantan Tengah | 3.413 | 32 | 727 | 75 | - | 359 | 4.606 |
| Kalimantan Selatan | 9.466 | 255 | 3.439 | 169 | 1 | 850 | 14.180 |
| Kalimantan Timur | 7.971 | 883 | 2.199 | 21 | - | 315 | 11.389 |
| Kalimantan Utara | 117 | - | 277 | - | - | 294 | 688 |
| Sulawesi Utara | 4.096 | 456 | 1.398 | 504 | - | - | 6.454 |
| Gorontalo | 3.655 | - | 108 | - | - | 40 | 3.803 |
| Sulawesi Tengah | 4.841 | 23 | 1.398 | 262 | - | 223 | 6.747 |
| Sulawesi Selatan | 34.140 | 5.753 | 7.558 | 560 | - | 1.698 | 49.709 |
| Sulawesi Barat | 1.459 | 629 | 910 | 55 | - | - | 3.053 |
| Sulawesi Tenggara | 7.005 | 475 | 2.343 | 73 | - | 1.032 | 10.928 |
| Maluku | 2.595 | 340 | 1.963 | 34 | - | - | 4.932 |
| Maluku Utara | 1.972 | 273 | 336 | 96 | - | 52 | 2.729 |
| Bali | 10.477 | 4.875 | 2.232 | 199 | 35 | 320 | 18.138 |
| Nusa Tenggara Barat | 13.742 | 1.648 | 4.890 | 349 | 426 | - | 21.055 |
| Nusa Tenggara Timur | 15.466 | 1.395 | 2.946 | 394 | - | 389 | 20.590 |
| Papua | 4.066 | 433 | 2.858 | 268 | - | 258 | 7.883 |
| Papua Barat | 3.750 | - | 1.603 | - | - | 207 | 5.560 |
| INDONESIA | 738.714 | 71.553 | 131.099 | 15.080 | 1.233 | 26.031 | 983.710 |

TABEL 4.5 TABLE

JUMLAH MAHASISWA BARU MENURUT BENTUK PENDIDIKAN TIAP PROVINSI
NUMBER OF NEW ENTRANTS BASED ON FORM OF EDUCATION BY PROVINCE
 LINGKUP / SCOPE : KEMENAG / MoRA
 STATUS / STATUS : NEGERI+SWASTA / PUBLIC+PRIVATE
 TAHUN / YEAR : 2025

| Provinsi <i>Province</i> | Universitas <i>University</i> | Institut <i>Institute</i> | Sekolah Tinggi <i>Sch. of High Learning</i> | Akademi <i>Academy</i> | Akademi Komunitas <i>Community College</i> | Politeknik <i>Polytechnic</i> | Jumlah <i>Total</i> |
|-----------------------------|----------------------------------|------------------------------|--|---------------------------|---|----------------------------------|------------------------|
| (1) | (2) | (3) | (4) | (5) | (6) | (7) | (8) |
| D.K.I. Jakarta | 1.321 | 402 | 3.411 | - | - | - | 5.134 |
| Jawa Barat | 13.913 | 4.060 | 13.611 | - | - | - | 31.584 |
| Banten | 12.617 | 767 | 2.546 | - | - | - | 15.930 |
| Jawa Tengah | 17.377 | 2.893 | 4.047 | - | - | - | 24.317 |
| D.I. Yogyakarta | 6.541 | 326 | 1.044 | - | - | - | 7.911 |
| Jawa Timur | 27.637 | 6.884 | 11.925 | - | - | - | 46.446 |
| - | - | - | - | - | - | - | - |
| Aceh | 5.133 | 1.560 | 2.881 | - | - | - | 9.574 |
| Sumatera Utara | 6.649 | 2.485 | 4.811 | - | - | - | 13.945 |
| Sumatera Barat | 7.593 | 153 | 1.356 | - | - | - | 9.102 |
| Riau | 5.934 | 1.469 | 1.769 | - | - | - | 9.172 |
| Kepulauan Riau | - | 225 | 1.733 | - | - | - | 1.958 |
| Jambi | 3.350 | 2.833 | 271 | - | - | - | 6.454 |
| Sumatera Selatan | 5.763 | 603 | 1.062 | 89 | - | - | 7.517 |
| Bangka Belitung | - | 627 | - | - | - | - | 627 |
| Bengkulu | 1.848 | 1.085 | 348 | - | - | - | 3.281 |
| Lampung | 6.663 | 748 | 2.924 | - | - | - | 10.335 |
| - | - | - | - | - | - | - | - |
| Kalimantan Barat | 24 | 1.306 | 1.215 | - | - | - | 2.545 |
| Kalimantan Tengah | - | 607 | 316 | - | - | - | 923 |
| Kalimantan Selatan | 2.019 | 935 | 1.311 | - | - | - | 4.265 |
| Kalimantan Timur | 1.440 | 43 | 591 | - | - | - | 2.074 |
| Kalimantan Utara | - | - | 72 | - | - | - | 72 |
| - | - | - | - | - | - | - | - |
| Sulawesi Utara | - | 1.485 | 629 | - | - | - | 2.114 |
| Gorontalo | - | 603 | - | - | - | - | 603 |
| Sulawesi Tengah | 1.643 | - | 476 | - | - | - | 2.119 |
| Sulawesi Selatan | 8.167 | 3.371 | 1.597 | - | - | - | 13.135 |
| Sulawesi Barat | - | - | 884 | - | - | - | 884 |
| Sulawesi Tenggara | - | 1.764 | 390 | - | - | - | 2.154 |
| - | - | - | - | - | - | - | - |
| Maluku | - | 584 | 181 | - | - | - | 765 |
| Maluku Utara | - | 715 | 190 | - | - | - | 905 |
| Bali | 1.031 | - | 377 | - | - | - | 1.408 |
| Nusa Tenggara Barat | 4.231 | 2.182 | 2.145 | - | - | - | 8.558 |
| Nusa Tenggara Timur | - | 1.239 | 1.161 | - | - | - | 2.400 |
| Papua | - | 233 | 1.392 | - | - | - | 1.625 |
| Papua Barat | - | 356 | 221 | - | - | - | 577 |
| INDONESIA | 140.894 | 42.543 | 66.887 | 89 | - | - | 250.413 |

TABEL 4.6 TABLE

JUMLAH MAHASISWA BARU MENURUT BENTUK PENDIDIKAN TIAP PROVINSI

NUMBER OF NEW ENTRANTS BASED ON FORM OF EDUCATION BY PROVINCE

LINGKUP / SCOPE : KEMENAG / MoRA

STATUS / STATUS : NEGERI / PUBLIC

TAHUN / YEAR : 2025

| Provinsi <i>Province</i> | Universitas <i>University</i> | Institut <i>Institute</i> | Sekolah Tinggi <i>Sch. of High Learning</i> | Akademi <i>Academy</i> | Akademi Komunitas <i>Community College</i> | Politeknik <i>Polytechnic</i> | Jumlah <i>Total</i> |
|-----------------------------|----------------------------------|------------------------------|--|---------------------------|---|----------------------------------|------------------------|
| (1) | (2) | (3) | (4) | (5) | (6) | (7) | (8) |
| D.K.I. Jakarta | - | - | 44 | - | - | - | 44 |
| Jawa Barat | 11.542 | - | - | - | - | - | 11.542 |
| Banten | 12.475 | - | 140 | - | - | - | 12.615 |
| Jawa Tengah | 17.377 | - | 242 | - | - | - | 17.619 |
| D.I. Yogyakarta | 6.541 | - | - | - | - | - | 6.541 |
| Jawa Timur | 20.007 | 20 | 34 | - | - | - | 20.061 |
| - | - | - | - | - | - | - | - |
| Aceh | 4.399 | 1.560 | 386 | - | - | - | 6.345 |
| Sumatera Utara | 6.553 | 685 | 762 | - | - | - | 8.000 |
| Sumatera Barat | 7.593 | - | - | - | - | - | 7.593 |
| Riau | 5.934 | - | - | - | - | - | 5.934 |
| Kepulauan Riau | - | - | 529 | - | - | - | 529 |
| Jambi | 3.028 | 876 | - | - | - | - | 3.904 |
| Sumatera Selatan | 5.416 | - | - | - | - | - | 5.416 |
| Bangka Belitung | - | 627 | - | - | - | - | 627 |
| Bengkulu | 1.848 | 1.085 | - | - | - | - | 2.933 |
| Lampung | 4.700 | - | 37 | - | - | - | 4.737 |
| - | - | - | - | - | - | - | - |
| Kalimantan Barat | - | 1.306 | 337 | - | - | - | 1.643 |
| Kalimantan Tengah | - | 607 | - | - | - | - | 607 |
| Kalimantan Selatan | 2.019 | - | - | - | - | - | 2.019 |
| Kalimantan Timur | 1.440 | - | - | - | - | - | 1.440 |
| Kalimantan Utara | - | - | - | - | - | - | - |
| - | - | - | - | - | - | - | - |
| Sulawesi Utara | - | 1.332 | - | - | - | - | 1.332 |
| Gorontalo | - | 603 | - | - | - | - | 603 |
| Sulawesi Tengah | 1.643 | - | 118 | - | - | - | 1.761 |
| Sulawesi Selatan | 7.788 | 3.212 | - | - | - | - | 11.000 |
| Sulawesi Barat | - | - | 570 | - | - | - | 570 |
| Sulawesi Tenggara | - | 1.746 | 60 | - | - | - | 1.806 |
| - | - | - | - | - | - | - | - |
| Maluku | - | 584 | - | - | - | - | 584 |
| Maluku Utara | - | 715 | - | - | - | - | 715 |
| Bali | 1.031 | - | - | - | - | - | 1.031 |
| Nusa Tenggara Barat | 4.231 | 337 | - | - | - | - | 4.568 |
| Nusa Tenggara Timur | - | 1.239 | - | - | - | - | 1.239 |
| Papua | - | 233 | 517 | - | - | - | 750 |
| Papua Barat | - | 356 | - | - | - | - | 356 |
| INDONESIA | 125.565 | 17.123 | 3.776 | - | - | - | 146.464 |

TABEL 4.7 TABLE

JUMLAH MAHASISWA BARU MENURUT BENTUK PENDIDIKAN TIAP PROVINSI
NUMBER OF NEW ENTRANTS BASED ON FORM OF EDUCATION BY PROVINCE
 LINGKUP / SCOPE : KEMENAG / MoRA
 STATUS / STATUS : SWASTA / PRIVATE
 TAHUN / YEAR : 2025

| Provinsi <i>Province</i> | Universitas <i>University</i> | Institut <i>Institute</i> | Sekolah Tinggi <i>Sch. of High Learning</i> | Akademi <i>Academy</i> | Akademi Komunitas <i>Community College</i> | Politeknik <i>Polytechnic</i> | Jumlah <i>Total</i> |
|-----------------------------|----------------------------------|------------------------------|--|---------------------------|---|----------------------------------|------------------------|
| (1) | (2) | (3) | (4) | (5) | (6) | (7) | (8) |
| D.K.I. Jakarta | 1.321 | 402 | 3.367 | - | - | - | 5.090 |
| Jawa Barat | 2.371 | 4.060 | 13.611 | - | - | - | 20.042 |
| Banten | 142 | 767 | 2.406 | - | - | - | 3.315 |
| Jawa Tengah | - | 2.893 | 3.805 | - | - | - | 6.698 |
| D.I. Yogyakarta | - | 326 | 1.044 | - | - | - | 1.370 |
| Jawa Timur | 7.630 | 6.864 | 11.891 | - | - | - | 26.385 |
| Aceh | 734 | - | 2.495 | - | - | - | 3.229 |
| Sumatera Utara | 96 | 1.800 | 4.049 | - | - | - | 5.945 |
| Sumatera Barat | - | 153 | 1.356 | - | - | - | 1.509 |
| Riau | - | 1.469 | 1.769 | - | - | - | 3.238 |
| Kepulauan Riau | - | 225 | 1.204 | - | - | - | 1.429 |
| Jambi | 322 | 1.957 | 271 | - | - | - | 2.550 |
| Sumatera Selatan | 347 | 603 | 1.062 | 89 | - | - | 2.101 |
| Bangka Belitung | - | - | - | - | - | - | - |
| Bengkulu | - | - | 348 | - | - | - | 348 |
| Lampung | 1.963 | 748 | 2.887 | - | - | - | 5.598 |
| Kalimantan Barat | 24 | - | 878 | - | - | - | 902 |
| Kalimantan Tengah | - | - | 316 | - | - | - | 316 |
| Kalimantan Selatan | - | 935 | 1.311 | - | - | - | 2.246 |
| Kalimantan Timur | - | 43 | 591 | - | - | - | 634 |
| Kalimantan Utara | - | - | 72 | - | - | - | 72 |
| Sulawesi Utara | - | 153 | 629 | - | - | - | 782 |
| Gorontalo | - | - | - | - | - | - | - |
| Sulawesi Tengah | - | - | 358 | - | - | - | 358 |
| Sulawesi Selatan | 379 | 159 | 1.597 | - | - | - | 2.135 |
| Sulawesi Barat | - | - | 314 | - | - | - | 314 |
| Sulawesi Tenggara | - | 18 | 330 | - | - | - | 348 |
| Maluku | - | - | 181 | - | - | - | 181 |
| Maluku Utara | - | - | 190 | - | - | - | 190 |
| Bali | - | - | 377 | - | - | - | 377 |
| Nusa Tenggara Barat | - | 1.845 | 2.145 | - | - | - | 3.990 |
| Nusa Tenggara Timur | - | - | 1.161 | - | - | - | 1.161 |
| Papua | - | - | 875 | - | - | - | 875 |
| Papua Barat | - | - | 221 | - | - | - | 221 |
| INDONESIA | 15.329 | 25.420 | 63.111 | 89 | - | - | 103.949 |

TABEL 4.8 TABLE

JUMLAH MAHASISWA BARU MENURUT BENTUK PENDIDIKAN TIAP PROVINSI
NUMBER OF NEW ENTRANTS BASED ON FORM OF EDUCATION BY PROVINCE
 LINGKUP / SCOPE : KEMENTERIAN LEMBAGA LAIN / OMal
 STATUS / STATUS : NEGERI / PUBLIC
 TAHUN / YEAR : 2025

| Provinsi <i>Province</i> | Universitas <i>University</i> | Institut <i>Institute</i> | Sekolah Tinggi <i>Sch. of High Learning</i> | Akademi <i>Academy</i> | Akademi Komunitas <i>Community College</i> | Politeknik <i>Polytechnic</i> | Jumlah <i>Total</i> |
|-----------------------------|----------------------------------|------------------------------|--|---------------------------|---|----------------------------------|------------------------|
| (1) | (2) | (3) | (4) | (5) | (6) | (7) | (8) |
| D.K.I. Jakarta | - | - | 390 | - | - | 3.945 | 4.335 |
| Jawa Barat | 1.477 | 1.016 | - | 58 | - | 7.095 | 9.646 |
| Banten | - | - | 127 | - | - | 2.917 | 3.044 |
| Jawa Tengah | - | - | - | 894 | - | 7.890 | 8.784 |
| D.I. Yogyakarta | - | - | 1.156 | 149 | - | 1.489 | 2.794 |
| Jawa Timur | - | - | 171 | 29 | - | 6.402 | 6.602 |
| Aceh | - | - | - | - | - | 2.076 | 2.076 |
| Sumatera Utara | - | - | - | - | - | 3.168 | 3.168 |
| Sumatera Barat | - | - | - | - | - | 2.085 | 2.085 |
| Riau | - | - | - | - | - | 570 | 570 |
| Kepulauan Riau | - | - | - | - | - | 373 | 373 |
| Jambi | - | - | - | - | - | 2.137 | 2.137 |
| Sumatera Selatan | - | - | - | - | - | 2.203 | 2.203 |
| Bangka Belitung | - | - | - | - | - | 395 | 395 |
| Bengkulu | - | - | - | - | - | 1.322 | 1.322 |
| Lampung | - | - | - | - | - | 1.554 | 1.554 |
| Kalimantan Barat | - | - | - | - | - | 1.263 | 1.263 |
| Kalimantan Tengah | - | - | - | - | - | 850 | 850 |
| Kalimantan Selatan | - | - | - | - | - | 792 | 792 |
| Kalimantan Timur | - | - | - | - | - | 1.230 | 1.230 |
| Kalimantan Utara | - | - | - | - | - | - | - |
| Sulawesi Utara | - | - | - | - | - | 1.291 | 1.291 |
| Gorontalo | - | - | - | - | - | 683 | 683 |
| Sulawesi Tengah | - | - | - | - | - | 922 | 922 |
| Sulawesi Selatan | - | - | - | 202 | 146 | 4.151 | 4.499 |
| Sulawesi Barat | - | - | - | - | - | 101 | 101 |
| Sulawesi Tenggara | - | - | - | - | 43 | 851 | 894 |
| Maluku | - | - | - | - | - | 617 | 617 |
| Maluku Utara | - | - | - | - | - | 697 | 697 |
| Bali | - | - | - | - | - | 2.258 | 2.258 |
| Nusa Tenggara Barat | - | - | - | - | - | 1.715 | 1.715 |
| Nusa Tenggara Timur | - | - | - | - | - | 1.700 | 1.700 |
| Papua | - | - | - | - | - | 1.226 | 1.226 |
| Papua Barat | - | - | - | - | - | 894 | 894 |
| INDONESIA | 1.477 | 1.016 | 1.844 | 1.332 | 189 | 66.862 | 72.720 |

TABEL 4.9 TABLE

JUMLAH MAHASISWA BARU MENURUT BENTUK PENDIDIKAN TIAP LEMBAGA
NUMBER OF NEW ENTRANTS BASED ON FORM OF EDUCATION BY INSTITUTION
 LINGKUP / SCOPE : NASIONAL / NATIONAL
 STATUS / STATUS : NEGERI+SWASTA / PUBLIC+PRIVATE
 TAHUN / YEAR : 2025

| Lembaga Institution | Universitas University | Institut Institute | Sekolah Tinggi Sch. of High. Learning | Akademi Academy | Akademi Komunitas Community College | Politeknik Polytechnic | Jumlah Total | |
|---|---------------------------|-----------------------|---|--------------------|--|---------------------------|-----------------|------------------|
| (1) | (2) | (3) | (4) | (5) | (6) | (7) | (8) | |
| Perguruan Tinggi Negeri (PTN) | 751.715 | 37.587 | - | - | | 450 | 62.231 | 851.983 |
| Perguruan Tinggi Agama (PTA) | 140.894 | 42.543 | 66.887 | 89 | | - | - | 250.413 |
| Perguruan Tinggi Kementerian/Lembaga lain (PTK) | 1.477 | 1.016 | 1.844 | 1.332 | | 189 | 66.862 | 72.720 |
| LLDIKTI I | 46.187 | 8.291 | 9.850 | 1.754 | | - | 1.536 | 67.618 |
| LLDIKTI II | 30.013 | 3.920 | 7.006 | 339 | | 52 | 689 | 42.019 |
| LLDIKTI III | 119.125 | 11.899 | 10.427 | 1.537 | | - | 2.565 | 145.553 |
| LLDIKTI IV | 148.817 | 9.396 | 25.912 | 2.519 | | 60 | 7.350 | 194.054 |
| LLDIKTI V | 39.352 | 2.029 | 4.911 | 918 | | 596 | 1.227 | 49.033 |
| LLDIKTI VI | 79.034 | 1.968 | 7.336 | 1.104 | | 6 | 2.577 | 92.025 |
| LLDIKTI VII | 85.784 | 9.767 | 16.472 | 1.636 | | 57 | 1.019 | 114.735 |
| LLDIKTI VIII | 24.219 | 6.523 | 7.122 | 548 | | 461 | 320 | 39.193 |
| LLDIKTI IX | 42.604 | 6.857 | 10.811 | 688 | | - | 2.730 | 63.690 |
| LLDIKTI X | 22.039 | 874 | 3.700 | 846 | | - | 375 | 27.834 |
| LLDIKTI XI | 26.354 | 2.306 | 8.346 | 615 | | 1 | 2.193 | 39.815 |
| LLDIKTI XII | 4.567 | 613 | 2.299 | 130 | | - | 52 | 7.661 |
| LLDIKTI XIII | 11.737 | - | 3.033 | 832 | | - | 662 | 16.264 |
| LLDIKTI XIV | 7.816 | 433 | 4.461 | 268 | | - | 465 | 13.443 |
| LLDIKTI XV | 15.466 | 1.395 | 2.946 | 394 | | - | 389 | 20.590 |
| LLDIKTI XVI | 12.592 | 479 | 2.904 | 766 | | - | 263 | 17.004 |
| LLDIKTI XVII | 23.008 | 4.803 | 3.563 | 186 | | - | 1.619 | 33.179 |
| INDONESIA | 1.632.800 | 152.699 | 199.830 | 16.501 | | 1.872 | 155.124 | 2.158.826 |

TABEL 4.10 TABLE
JUMLAH MAHASISWA BARU MENURUT PROGRAM DAN JENIS KELAMIN TIAP PROVINSI
 NUMBER OF NEW ENTRANTS BY LEVEL OF PROGRAM, GENDER, AND PROVINCE
 LINGKUP / SCOPE : NASIONAL / NATIONAL
 STATUS / STATUS : NEGERI+SWASTA / PUBLIC+PRIVATE
 TAHUN / YEAR : 2025

| Provinsi Province | Diploma / Diploma Program | | | Sarjana / Bachelor Program | | | Magister / Master Program | | |
|----------------------|---------------------------|----------------|----------------------|----------------------------|----------------|----------------------|---------------------------|---------------|----------------------|
| | L / M | P / F | Subjml. Sub-total | L / M | P / F | Subjml. Sub-total | L / M | P / F | Subjml. Sub-total |
| (1) | (2) | (3) | (4) | (5) | (6) | (7) | (8) | (9) | (10) |
| D.K.I. Jakarta | 7.935 | 9.657 | 17.592 | 62.500 | 66.797 | 129.297 | 11.991 | 10.900 | 22.891 |
| Jawa Barat | 15.072 | 18.826 | 33.898 | 75.999 | 91.706 | 167.705 | 10.230 | 8.531 | 18.761 |
| Banten | 3.486 | 4.356 | 7.842 | 128.456 | 194.432 | 322.888 | 3.262 | 2.578 | 5.840 |
| Jawa Tengah | 10.840 | 15.459 | 26.299 | 51.790 | 77.717 | 129.507 | 5.345 | 5.437 | 10.782 |
| D.I. Yogyakarta | 4.886 | 6.585 | 11.471 | 29.290 | 35.545 | 64.835 | 5.172 | 6.078 | 11.250 |
| Jawa Timur | 14.551 | 17.243 | 31.794 | 79.686 | 110.763 | 190.449 | 10.573 | 9.650 | 20.223 |
| Aceh | 2.323 | 4.083 | 6.406 | 14.240 | 22.648 | 36.888 | 1.148 | 1.171 | 2.319 |
| Sumatera Utara | 5.121 | 8.594 | 13.715 | 29.184 | 45.985 | 75.169 | 3.222 | 3.277 | 6.499 |
| Sumatera Barat | 3.810 | 5.895 | 9.705 | 14.504 | 25.191 | 39.695 | 1.415 | 1.815 | 3.230 |
| Riau | 2.073 | 2.517 | 4.590 | 13.690 | 19.801 | 33.491 | 1.269 | 1.145 | 2.414 |
| Kepulauan Riau | 1.997 | 2.022 | 4.019 | 4.542 | 6.075 | 10.617 | 377 | 311 | 688 |
| Jambi | 583 | 1.633 | 2.216 | 6.958 | 10.154 | 17.112 | 690 | 519 | 1.209 |
| Sumatera Selatan | 2.769 | 4.274 | 7.043 | 11.364 | 17.691 | 29.055 | 1.242 | 1.475 | 2.717 |
| Bangka Belitung | 410 | 585 | 995 | 1.676 | 2.523 | 4.199 | 152 | 137 | 289 |
| Bengkulu | 438 | 1.874 | 2.312 | 4.858 | 7.397 | 12.255 | 480 | 706 | 1.186 |
| Lampung | 1.640 | 3.229 | 4.869 | 14.071 | 18.898 | 32.969 | 1.559 | 1.483 | 3.042 |
| Kalimantan Barat | 2.557 | 3.455 | 6.012 | 6.607 | 9.400 | 16.007 | 464 | 433 | 897 |
| Kalimantan Tengah | 349 | 1.153 | 1.502 | 3.184 | 4.479 | 7.663 | 307 | 296 | 603 |
| Kalimantan Selatan | 1.935 | 2.548 | 4.483 | 8.469 | 12.543 | 21.012 | 1.066 | 1.082 | 2.148 |
| Kalimantan Timur | 2.228 | 2.607 | 4.835 | 7.885 | 10.931 | 18.816 | 619 | 570 | 1.189 |
| Kalimantan Utara | 123 | 325 | 448 | 840 | 1.477 | 2.317 | 167 | 105 | 272 |
| Sulawesi Utara | 1.581 | 2.339 | 3.920 | 5.049 | 8.754 | 13.803 | 427 | 516 | 943 |
| Gorontalo | 229 | 910 | 1.139 | 2.914 | 5.305 | 8.219 | 377 | 345 | 722 |
| Sulawesi Tengah | 608 | 1.470 | 2.078 | 6.054 | 9.428 | 15.482 | 498 | 602 | 1.100 |
| Sulawesi Selatan | 5.019 | 7.329 | 12.348 | 23.049 | 41.492 | 64.541 | 3.851 | 4.942 | 8.793 |
| Sulawesi Barat | 68 | 518 | 586 | 2.099 | 3.509 | 5.608 | 58 | 54 | 112 |
| Sulawesi Tenggara | 711 | 2.068 | 2.779 | 7.760 | 11.864 | 19.624 | 694 | 627 | 1.321 |
| Maluku | 628 | 1.420 | 2.048 | 3.677 | 6.820 | 10.497 | 199 | 190 | 389 |
| Maluku Utara | 118 | 879 | 997 | 2.213 | 4.127 | 6.340 | 190 | 149 | 339 |
| Bali | 3.145 | 3.705 | 6.850 | 9.745 | 13.550 | 23.295 | 1.486 | 1.659 | 3.145 |
| Nusa Tenggara Barat | 1.288 | 2.051 | 3.339 | 13.693 | 18.590 | 32.283 | 884 | 556 | 1.440 |
| Nusa Tenggara Timur | 1.985 | 3.621 | 5.606 | 11.314 | 17.404 | 28.718 | 203 | 138 | 341 |
| Papua | 672 | 1.362 | 2.034 | 7.618 | 7.302 | 14.920 | 645 | 453 | 1.098 |
| Papua Barat | 720 | 878 | 1.598 | 3.112 | 4.052 | 7.164 | 180 | 127 | 307 |
| INDONESIA | 101.898 | 145.470 | 247.368 | 668.090 | 944.350 | 1.612.440 | 70.442 | 68.057 | 138.499 |

Ket :

Jumlah mahasiswa baru (L+P) / The number of new entrants (M/F) = 2.158.820

Jumlah data jenis kelamin yang tidak dilaporkan / The number of missing values of gender = 6

TABEL LANJUTAN 4.10 TABLE CONTINUED

JUMLAH MAHASISWA BARU MENURUT PROGRAM DAN JENIS KELAMIN TIAP PROVINSI
NUMBER OF NEW ENTRANTS BY LEVEL OF PROGRAM, GENDER, AND PROVINCE
 LINGKUP / SCOPE : NASIONAL / NATIONAL
 STATUS / STATUS : NEGERI+SWASTA / PUBLIC+PRIVATE
 TAHUN / YEAR : 2025

| Doktoral / Doctoral Program | | | Profesi / Professions | | | Spesialis / Specialist | | | Jumlah / Total | | |
|-----------------------------|--------------|----------------------|-----------------------|----------------|----------------------|------------------------|--------------|----------------------|----------------|------------------|------------------|
| L / M | P / F | Subjml. Sub-total | L / M | P / F | Subjml. Sub-total | L / M | P / F | Subjml. Sub-total | L / M | P / F | L + P M + F |
| (11) | (12) | (13) | (14) | (15) | (16) | (17) | (18) | (19) | (20) | (21) | (22) |
| 1.722 | 944 | 2.666 | 2.670 | 8.366 | 11.036 | 521 | 745 | 1.266 | 87.339 | 97.409 | 184.748 |
| 1.512 | 1.043 | 2.555 | 3.632 | 11.619 | 15.251 | 290 | 326 | 616 | 106.735 | 132.051 | 238.786 |
| 232 | 106 | 338 | 1.084 | 2.302 | 3.386 | 5 | 1 | 6 | 136.525 | 203.775 | 340.300 |
| 1.341 | 750 | 2.091 | 3.220 | 11.645 | 14.865 | 297 | 323 | 620 | 72.833 | 111.331 | 184.164 |
| 1.153 | 967 | 2.120 | 2.719 | 5.600 | 8.319 | 272 | 343 | 615 | 43.492 | 55.118 | 98.610 |
| 2.217 | 1.338 | 3.555 | 5.223 | 17.674 | 22.897 | 330 | 445 | 775 | 112.580 | 157.113 | 269.693 |
| 116 | 97 | 213 | 935 | 2.084 | 3.019 | 68 | 88 | 156 | 18.830 | 30.171 | 49.001 |
| 407 | 288 | 695 | 1.656 | 8.367 | 10.023 | 143 | 162 | 305 | 39.733 | 66.673 | 106.406 |
| 348 | 288 | 636 | 967 | 4.109 | 5.076 | 85 | 102 | 187 | 21.129 | 37.400 | 58.529 |
| 120 | 71 | 191 | 604 | 3.159 | 3.763 | 29 | 12 | 41 | 17.785 | 26.705 | 44.490 |
| 6 | 5 | 11 | 196 | 777 | 973 | - | - | - | 7.118 | 9.190 | 16.308 |
| 136 | 84 | 220 | 980 | 3.167 | 4.147 | - | - | - | 9.347 | 15.557 | 24.904 |
| 100 | 91 | 191 | 345 | 1.439 | 1.784 | 84 | 106 | 190 | 15.904 | 25.076 | 40.980 |
| - | - | - | 27 | 189 | 216 | - | - | - | 2.265 | 3.434 | 5.699 |
| 72 | 65 | 137 | 130 | 661 | 791 | - | - | - | 5.978 | 10.703 | 16.681 |
| 141 | 92 | 233 | 410 | 1.388 | 1.798 | 2 | 1 | 3 | 17.823 | 25.091 | 42.914 |
| 19 | 13 | 32 | 533 | 1.178 | 1.711 | - | - | - | 10.180 | 14.479 | 24.659 |
| 9 | 13 | 22 | 86 | 347 | 433 | - | - | - | 3.935 | 6.288 | 10.223 |
| 120 | 58 | 178 | 576 | 1.303 | 1.879 | 43 | 32 | 75 | 12.209 | 17.566 | 29.775 |
| 64 | 38 | 102 | 449 | 1.379 | 1.828 | 12 | 4 | 16 | 11.257 | 15.529 | 26.786 |
| - | - | - | 7 | 107 | 114 | - | - | - | 1.137 | 2.014 | 3.151 |
| 66 | 36 | 102 | 232 | 768 | 1.000 | 74 | 64 | 138 | 7.429 | 12.477 | 19.906 |
| 20 | 30 | 50 | 51 | 283 | 334 | - | - | - | 3.591 | 6.873 | 10.464 |
| 60 | 44 | 104 | 305 | 765 | 1.070 | - | - | - | 7.525 | 12.309 | 19.834 |
| 712 | 570 | 1.282 | 3.071 | 8.332 | 11.403 | 248 | 412 | 660 | 35.950 | 63.077 | 99.027 |
| - | - | - | 45 | 222 | 267 | - | - | - | 2.270 | 4.303 | 6.573 |
| 64 | 40 | 104 | 178 | 732 | 910 | - | - | - | 9.407 | 15.331 | 24.738 |
| 23 | 20 | 43 | 104 | 357 | 461 | - | - | - | 4.631 | 8.807 | 13.438 |
| 1 | 2 | 3 | 46 | 80 | 126 | - | - | - | 2.568 | 5.237 | 7.805 |
| 308 | 214 | 522 | 1.131 | 2.671 | 3.802 | 192 | 194 | 386 | 16.007 | 21.993 | 38.000 |
| 101 | 39 | 140 | 355 | 1.108 | 1.463 | 20 | 15 | 35 | 16.341 | 22.359 | 38.700 |
| 18 | 10 | 28 | 170 | 556 | 726 | - | - | - | 13.690 | 21.729 | 35.419 |
| 25 | 9 | 34 | 87 | 267 | 354 | - | - | - | 9.047 | 9.393 | 18.440 |
| 10 | - | 10 | 138 | 452 | 590 | - | - | - | 4.160 | 5.509 | 9.669 |
| 11.243 | 7.365 | 18.608 | 32.362 | 103.453 | 135.815 | 2.715 | 3.375 | 6.090 | 886.750 | 1.272.070 | 2.158.820 |

TABEL 4.11 TABLE
JUMLAH MAHASISWA BARU MENURUT PROGRAM DAN JENIS KELAMIN TIAP PROVINSI
 NUMBER OF NEW ENTRANTS BY LEVEL OF PROGRAM, GENDER, AND PROVINCE
 LINGKUP / SCOPE : KEMDIKTISAINTEK / MoHEST
 STATUS / STATUS : NEGERI+SWASTA / PUBLIC+PRIVATE
 TAHUN / YEAR : 2025

| Provinsi Province | Diploma / Diploma Program | | | Sarjana / Bachelor Program | | | Magister / Master Program | | |
|----------------------|---------------------------|----------------|----------------------|----------------------------|----------------|----------------------|---------------------------|---------------|----------------------|
| | L / M | P / F | Subjml. Sub-total | L / M | P / F | Subjml. Sub-total | L / M | P / F | Subjml. Sub-total |
| (1) | (2) | (3) | (4) | (5) | (6) | (7) | (8) | (9) | (10) |
| D.K.I. Jakarta | 6.192 | 7.405 | 13.597 | 60.551 | 64.985 | 125.536 | 11.079 | 10.376 | 21.455 |
| Jawa Barat | 12.638 | 14.008 | 26.646 | 63.466 | 75.345 | 138.811 | 7.732 | 7.288 | 15.020 |
| Banten | 1.860 | 3.018 | 4.878 | 122.820 | 185.835 | 308.655 | 2.745 | 2.102 | 4.847 |
| Jawa Tengah | 8.175 | 10.667 | 18.842 | 43.765 | 63.254 | 107.019 | 4.554 | 4.643 | 9.197 |
| D.I. Yogyakarta | 3.861 | 5.161 | 9.022 | 26.648 | 32.333 | 58.981 | 4.496 | 5.433 | 9.929 |
| Jawa Timur | 12.515 | 13.661 | 26.176 | 62.324 | 86.852 | 149.176 | 8.248 | 8.019 | 16.267 |
| Aceh | 1.869 | 2.461 | 4.330 | 10.423 | 17.667 | 28.090 | 752 | 820 | 1.572 |
| Sumatera Utara | 4.345 | 6.383 | 10.728 | 24.974 | 37.013 | 61.987 | 2.920 | 2.953 | 5.873 |
| Sumatera Barat | 3.356 | 4.283 | 7.639 | 11.729 | 19.955 | 31.684 | 1.160 | 1.509 | 2.669 |
| Riau | 1.922 | 2.043 | 3.965 | 10.472 | 14.811 | 25.283 | 994 | 955 | 1.949 |
| Kepulauan Riau | 1.937 | 1.709 | 3.646 | 3.796 | 5.036 | 8.832 | 280 | 240 | 520 |
| Jambi | 429 | 419 | 848 | 4.510 | 6.749 | 11.259 | 345 | 355 | 700 |
| Sumatera Selatan | 2.424 | 2.603 | 5.027 | 9.020 | 12.962 | 21.982 | 1.096 | 1.340 | 2.436 |
| Bangka Belitung | 373 | 227 | 600 | 1.525 | 2.120 | 3.645 | 120 | 96 | 216 |
| Bengkulu | 295 | 930 | 1.225 | 4.014 | 5.276 | 9.290 | 348 | 577 | 925 |
| Lampung | 1.423 | 1.990 | 3.413 | 10.522 | 13.946 | 24.468 | 786 | 866 | 1.652 |
| Kalimantan Barat | 2.389 | 2.749 | 5.138 | 5.606 | 7.998 | 13.604 | 373 | 382 | 755 |
| Kalimantan Tengah | 233 | 553 | 786 | 2.916 | 3.890 | 6.806 | 291 | 255 | 546 |
| Kalimantan Selatan | 1.793 | 1.898 | 3.691 | 6.883 | 10.090 | 16.973 | 978 | 972 | 1.950 |
| Kalimantan Timur | 2.101 | 1.848 | 3.949 | 7.206 | 9.782 | 16.988 | 520 | 451 | 971 |
| Kalimantan Utara | 123 | 325 | 448 | 812 | 1.433 | 2.245 | 167 | 105 | 272 |
| Sulawesi Utara | 1.191 | 1.500 | 2.691 | 4.465 | 7.640 | 12.105 | 269 | 347 | 616 |
| Gorontalo | 117 | 339 | 456 | 2.695 | 4.973 | 7.668 | 352 | 318 | 670 |
| Sulawesi Tengah | 409 | 851 | 1.260 | 5.316 | 8.168 | 13.484 | 449 | 544 | 993 |
| Sulawesi Selatan | 3.245 | 5.043 | 8.288 | 19.615 | 34.480 | 54.095 | 3.231 | 4.256 | 7.487 |
| Sulawesi Barat | 59 | 426 | 485 | 1.755 | 3.035 | 4.790 | 24 | 22 | 46 |
| Sulawesi Tenggara | 620 | 1.265 | 1.885 | 7.057 | 10.554 | 17.611 | 609 | 572 | 1.181 |
| Maluku | 527 | 904 | 1.431 | 3.458 | 6.308 | 9.766 | 192 | 169 | 361 |
| Maluku Utara | 52 | 248 | 300 | 1.985 | 3.527 | 5.512 | 148 | 114 | 262 |
| Bali | 2.463 | 2.478 | 4.941 | 9.408 | 12.885 | 22.293 | 1.312 | 1.459 | 2.771 |
| Nusa Tenggara Barat | 943 | 927 | 1.870 | 10.307 | 13.935 | 24.242 | 587 | 420 | 1.007 |
| Nusa Tenggara Timur | 1.653 | 2.385 | 4.038 | 10.670 | 15.686 | 26.356 | 197 | 119 | 316 |
| Papua | 422 | 518 | 940 | 6.840 | 6.522 | 13.362 | 602 | 429 | 1.031 |
| Papua Barat | 404 | 300 | 704 | 2.906 | 3.729 | 6.635 | 147 | 112 | 259 |
| INDONESIA | 82.358 | 101.525 | 183.883 | 580.459 | 808.774 | 1.389.233 | 58.103 | 58.618 | 116.721 |

Ket :

Jumlah mahasiswa baru (L+P) Kemdiktisaintek / The number of new entrants (M/F) of MoHEST = 1.835.687

Jumlah data jenis kelamin yang tidak dilaporkan / The number of missing values of gender = 6

TABEL LANJUTAN 4.11 TABLE CONTINUED

JUMLAH MAHASISWA BARU MENURUT PROGRAM DAN JENIS KELAMIN TIAP PROVINSI

NUMBER OF NEW ENTRANTS BY LEVEL OF PROGRAM, GENDER, AND PROVINCE

LINGKUP / SCOPE : KEMDIKTISAINTEK / MoHES

STATUS / STATUS : NEGERI+SWASTA / PUBLIC+PRIVATE

TAHUN / YEAR : 2025

| Doktoral / Doctoral Program | | | Profesi / Professions | | | Spesialis / Specialist | | | Jumlah / Total | | |
|-----------------------------|--------------|----------------------|-----------------------|---------------|----------------------|------------------------|--------------|----------------------|----------------|------------------|------------------|
| L / M | P / F | Subjml. Sub-total | L / M | P / F | Subjml. Sub-total | L / M | P / F | Subjml. Sub-total | L / M | P / F | L + P M + F |
| (11) | (12) | (13) | (14) | (15) | (16) | (17) | (18) | (19) | (20) | (21) | (22) |
| 1.534 | 887 | 2.421 | 2.667 | 8.337 | 11.004 | 521 | 745 | 1.266 | 82.544 | 92.735 | 175.279 |
| 1.172 | 959 | 2.131 | 3.430 | 10.902 | 14.332 | 290 | 326 | 616 | 88.728 | 108.828 | 197.556 |
| 47 | 44 | 91 | 974 | 1.881 | 2.855 | - | - | - | 128.446 | 192.880 | 321.326 |
| 1.164 | 686 | 1.850 | 3.109 | 10.426 | 13.535 | 297 | 323 | 620 | 61.064 | 89.999 | 151.063 |
| 1.012 | 904 | 1.916 | 2.449 | 4.993 | 7.442 | 272 | 343 | 615 | 38.738 | 49.167 | 87.905 |
| 1.821 | 1.206 | 3.027 | 4.812 | 16.412 | 21.224 | 330 | 445 | 775 | 90.050 | 126.595 | 216.645 |
| 99 | 85 | 184 | 935 | 2.084 | 3.019 | 68 | 88 | 156 | 14.146 | 23.205 | 37.351 |
| 290 | 244 | 534 | 1.645 | 8.221 | 9.866 | 143 | 162 | 305 | 34.317 | 54.976 | 89.293 |
| 249 | 238 | 487 | 866 | 3.810 | 4.676 | 85 | 102 | 187 | 17.445 | 29.897 | 47.342 |
| 60 | 50 | 110 | 498 | 2.902 | 3.400 | 29 | 12 | 41 | 13.975 | 20.773 | 34.748 |
| 3 | 3 | 6 | 196 | 777 | 973 | - | - | - | 6.212 | 7.765 | 13.977 |
| 70 | 58 | 128 | 951 | 2.427 | 3.378 | - | - | - | 6.305 | 10.008 | 16.313 |
| 66 | 84 | 150 | 314 | 1.161 | 1.475 | 84 | 106 | 190 | 13.004 | 18.256 | 31.260 |
| - | - | - | 27 | 189 | 216 | - | - | - | 2.045 | 2.632 | 4.677 |
| 31 | 51 | 82 | 118 | 438 | 556 | - | - | - | 4.806 | 7.272 | 12.078 |
| 40 | 49 | 89 | 283 | 1.117 | 1.400 | 2 | 1 | 3 | 13.056 | 17.969 | 31.025 |
| 19 | 13 | 32 | 475 | 847 | 1.322 | - | - | - | 8.862 | 11.989 | 20.851 |
| 6 | 7 | 13 | 86 | 213 | 299 | - | - | - | 3.532 | 4.918 | 8.450 |
| 100 | 50 | 150 | 576 | 1.303 | 1.879 | 43 | 32 | 75 | 10.373 | 14.345 | 24.718 |
| 47 | 27 | 74 | 433 | 1.051 | 1.484 | 12 | 4 | 16 | 10.319 | 13.163 | 23.482 |
| - | - | - | 7 | 107 | 114 | - | - | - | 1.109 | 1.970 | 3.079 |
| 45 | 30 | 75 | 218 | 658 | 876 | 74 | 64 | 138 | 6.262 | 10.239 | 16.501 |
| 20 | 30 | 50 | 51 | 283 | 334 | - | - | - | 3.235 | 5.943 | 9.178 |
| 50 | 40 | 90 | 280 | 686 | 966 | - | - | - | 6.504 | 10.289 | 16.793 |
| 570 | 464 | 1.034 | 2.784 | 7.045 | 9.829 | 248 | 412 | 660 | 29.693 | 51.700 | 81.393 |
| - | - | - | 45 | 222 | 267 | - | - | - | 1.883 | 3.705 | 5.588 |
| 63 | 40 | 103 | 178 | 732 | 910 | - | - | - | 8.527 | 13.163 | 21.690 |
| 18 | 19 | 37 | 104 | 357 | 461 | - | - | - | 4.299 | 7.757 | 12.056 |
| 1 | 2 | 3 | 46 | 80 | 126 | - | - | - | 2.232 | 3.971 | 6.203 |
| 275 | 204 | 479 | 1.121 | 2.343 | 3.464 | 192 | 194 | 386 | 14.771 | 19.563 | 34.334 |
| 42 | 19 | 61 | 326 | 886 | 1.212 | 20 | 15 | 35 | 12.225 | 16.202 | 28.427 |
| 12 | 3 | 15 | 147 | 447 | 594 | - | - | - | 12.679 | 18.640 | 31.319 |
| 25 | 9 | 34 | 54 | 168 | 222 | - | - | - | 7.943 | 7.646 | 15.589 |
| 10 | - | 10 | 138 | 452 | 590 | - | - | - | 3.605 | 4.593 | 8.198 |
| 8.961 | 6.505 | 15.466 | 30.343 | 93.957 | 124.300 | 2.710 | 3.374 | 6.084 | 762.934 | 1.072.753 | 1.835.687 |

TABEL 4.12 TABLE
JUMLAH MAHASISWA BARU MENURUT PROGRAM DAN JENIS KELAMIN TIAP PROVINSI
 NUMBER OF NEW ENTRANTS BY LEVEL OF PROGRAM, GENDER, AND PROVINCE
 LINGKUP / SCOPE : KEMDIKTISAINTEK / MoHEST
 STATUS / STATUS : NEGERI / PUBLIC
 TAHUN / YEAR : 2025

| Provinsi Province | Diploma / Diploma Program | | | Sarjana / Bachelor Program | | | Magister / Master Program | | |
|----------------------|---------------------------|---------------|----------------------|----------------------------|----------------|----------------------|---------------------------|---------------|----------------------|
| | L / M | P / F | Subjml. Sub-total | L / M | P / F | Subjml. Sub-total | L / M | P / F | Subjml. Sub-total |
| (1) | (2) | (3) | (4) | (5) | (6) | (7) | (8) | (9) | (10) |
| D.K.I. Jakarta | 1.863 | 2.904 | 4.767 | 7.335 | 11.482 | 18.817 | 2.080 | 2.575 | 4.655 |
| Jawa Barat | 5.964 | 5.803 | 11.767 | 13.717 | 21.904 | 35.621 | 3.017 | 3.353 | 6.370 |
| Banten | 819 | 1.432 | 2.251 | 97.555 | 161.418 | 258.973 | 822 | 927 | 1.749 |
| Jawa Tengah | 4.261 | 5.113 | 9.374 | 15.303 | 26.854 | 42.157 | 1.605 | 1.964 | 3.569 |
| D.I. Yogyakarta | 1.479 | 1.959 | 3.438 | 9.898 | 13.935 | 23.833 | 2.906 | 3.773 | 6.679 |
| Jawa Timur | 10.190 | 8.955 | 19.145 | 25.449 | 42.546 | 67.995 | 3.162 | 3.486 | 6.648 |
| Aceh | 1.158 | 905 | 2.063 | 5.454 | 10.233 | 15.687 | 538 | 559 | 1.097 |
| Sumatera Utara | 2.025 | 2.003 | 4.028 | 4.745 | 9.203 | 13.948 | 593 | 754 | 1.347 |
| Sumatera Barat | 2.667 | 2.722 | 5.389 | 6.127 | 11.095 | 17.222 | 542 | 923 | 1.465 |
| Riau | 882 | 889 | 1.771 | 2.040 | 4.334 | 6.374 | 197 | 313 | 510 |
| Kepulauan Riau | 1.795 | 1.424 | 3.219 | 793 | 1.428 | 2.221 | 63 | 62 | 125 |
| Jambi | 138 | 219 | 357 | 2.076 | 3.733 | 5.809 | 205 | 261 | 466 |
| Sumatera Selatan | 1.921 | 1.998 | 3.919 | 2.740 | 4.897 | 7.637 | 276 | 420 | 696 |
| Bangka Belitung | 342 | 186 | 528 | 899 | 1.241 | 2.140 | 35 | 27 | 62 |
| Bengkulu | 85 | 428 | 513 | 1.479 | 2.602 | 4.081 | 211 | 440 | 651 |
| Lampung | 1.183 | 1.336 | 2.519 | 4.903 | 7.123 | 12.026 | 239 | 378 | 617 |
| Kalimantan Barat | 2.124 | 1.919 | 4.043 | 2.530 | 3.788 | 6.318 | 294 | 335 | 629 |
| Kalimantan Tengah | 13 | 34 | 47 | 1.385 | 1.944 | 3.329 | 88 | 68 | 156 |
| Kalimantan Selatan | 1.098 | 948 | 2.046 | 2.233 | 4.060 | 6.293 | 496 | 508 | 1.004 |
| Kalimantan Timur | 1.722 | 1.311 | 3.033 | 2.931 | 4.564 | 7.495 | 286 | 326 | 612 |
| Kalimantan Utara | 62 | 92 | 154 | 618 | 1.233 | 1.851 | 167 | 105 | 272 |
| Sulawesi Utara | 899 | 839 | 1.738 | 2.726 | 4.692 | 7.418 | 184 | 201 | 385 |
| Gorontalo | 44 | 83 | 127 | 1.517 | 3.292 | 4.809 | 95 | 131 | 226 |
| Sulawesi Tengah | 208 | 232 | 440 | 3.116 | 4.940 | 8.056 | 347 | 367 | 714 |
| Sulawesi Selatan | 1.863 | 1.624 | 3.487 | 6.334 | 13.096 | 19.430 | 1.440 | 2.255 | 3.695 |
| Sulawesi Barat | 18 | 55 | 73 | 839 | 1.580 | 2.419 | 4 | 9 | 13 |
| Sulawesi Tenggara | 231 | 143 | 374 | 3.278 | 5.649 | 8.927 | 381 | 372 | 753 |
| Maluku | 460 | 542 | 1.002 | 2.086 | 3.551 | 5.637 | 189 | 161 | 350 |
| Maluku Utara | 2 | 14 | 16 | 1.070 | 2.083 | 3.153 | 109 | 94 | 203 |
| Bali | 1.531 | 1.436 | 2.967 | 3.549 | 5.972 | 9.521 | 606 | 930 | 1.536 |
| Nusa Tenggara Barat | 193 | 274 | 467 | 2.172 | 3.854 | 6.026 | 295 | 281 | 576 |
| Nusa Tenggara Timur | 1.262 | 1.335 | 2.597 | 2.920 | 4.892 | 7.812 | 67 | 84 | 151 |
| Papua | 50 | 20 | 70 | 3.224 | 3.480 | 6.704 | 358 | 318 | 676 |
| Papua Barat | 256 | 204 | 460 | 673 | 865 | 1.538 | 32 | 34 | 66 |
| INDONESIA | 48.808 | 49.381 | 98.189 | 243.714 | 407.563 | 651.277 | 21.929 | 26.794 | 48.723 |

Ket :

Jumlah mahasiswa baru (L+P) PTN / The number of new entrants (M/F) Public Higher Education = 851.977

Jumlah data jenis kelamin yang tidak dilaporkan / The number of missing values of gender = 6

TABEL LANJUTAN 4.12 TABLE CONTINUED

JUMLAH MAHASISWA BARU MENURUT PROGRAM DAN JENIS KELAMIN TIAP PROVINSI

NUMBER OF NEW ENTRANTS BY LEVEL OF PROGRAM, GENDER, AND PROVINCE

LINGKUP / SCOPE : KEMDIKTISAINTEK / MoHEST

STATUS / STATUS : NEGERI / PUBLIC

TAHUN / YEAR : 2025

| Doktoral / Doctoral Program | | | Profesi / Professions | | | Spesialis / Specialist | | | Jumlah / Total | | |
|-----------------------------|--------------|----------------------|-----------------------|---------------|----------------------|------------------------|--------------|----------------------|----------------|----------------|----------------|
| L / M | P / F | Subjml. Sub-total | L / M | P / F | Subjml. Sub-total | L / M | P / F | Subjml. Sub-total | L / M | P / F | L + P M + F |
| (11) | (12) | (13) | (14) | (15) | (16) | (17) | (18) | (19) | (20) | (21) | (22) |
| 502 | 432 | 934 | 652 | 1.275 | 1.927 | 482 | 703 | 1.185 | 12.914 | 19.371 | 32.285 |
| 727 | 712 | 1.439 | 1.130 | 1.766 | 2.896 | 290 | 326 | 616 | 24.845 | 33.864 | 58.709 |
| 44 | 39 | 83 | 92 | 412 | 504 | - | - | - | 99.332 | 164.228 | 263.560 |
| 619 | 504 | 1.123 | 812 | 1.383 | 2.195 | 297 | 323 | 620 | 22.897 | 36.141 | 59.038 |
| 785 | 779 | 1.564 | 1.373 | 1.370 | 2.743 | 272 | 343 | 615 | 16.713 | 22.159 | 38.872 |
| 1.208 | 934 | 2.142 | 1.609 | 3.604 | 5.213 | 325 | 442 | 767 | 41.943 | 59.967 | 101.910 |
| 99 | 85 | 184 | 738 | 1.162 | 1.900 | 68 | 88 | 156 | 8.055 | 13.032 | 21.087 |
| 157 | 134 | 291 | 554 | 1.219 | 1.773 | 134 | 154 | 288 | 8.208 | 13.467 | 21.675 |
| 195 | 222 | 417 | 539 | 1.010 | 1.549 | 85 | 102 | 187 | 10.155 | 16.074 | 26.229 |
| 40 | 39 | 79 | 180 | 479 | 659 | 29 | 12 | 41 | 3.368 | 6.066 | 9.434 |
| - | - | - | 143 | 404 | 547 | - | - | - | 2.794 | 3.318 | 6.112 |
| 70 | 58 | 128 | 922 | 1.910 | 2.832 | - | - | - | 3.411 | 6.181 | 9.592 |
| 66 | 84 | 150 | 224 | 525 | 749 | 84 | 106 | 190 | 5.311 | 8.030 | 13.341 |
| - | - | - | - | - | - | - | - | - | 1.276 | 1.454 | 2.730 |
| 31 | 51 | 82 | 69 | 119 | 188 | - | - | - | 1.875 | 3.640 | 5.515 |
| 37 | 45 | 82 | 57 | 131 | 188 | 2 | 1 | 3 | 6.421 | 9.014 | 15.435 |
| 19 | 13 | 32 | 342 | 535 | 877 | - | - | - | 5.309 | 6.590 | 11.899 |
| 6 | 7 | 13 | 86 | 213 | 299 | - | - | - | 1.578 | 2.266 | 3.844 |
| 100 | 50 | 150 | 356 | 614 | 970 | 43 | 32 | 75 | 4.326 | 6.212 | 10.538 |
| 47 | 27 | 74 | 298 | 565 | 863 | 12 | 4 | 16 | 5.296 | 6.797 | 12.093 |
| - | - | - | 7 | 107 | 114 | - | - | - | 854 | 1.537 | 2.391 |
| 41 | 26 | 67 | 129 | 172 | 301 | 74 | 64 | 138 | 4.053 | 5.994 | 10.047 |
| 20 | 30 | 50 | 29 | 134 | 163 | - | - | - | 1.705 | 3.670 | 5.375 |
| 50 | 40 | 90 | 245 | 501 | 746 | - | - | - | 3.966 | 6.080 | 10.046 |
| 406 | 383 | 789 | 1.900 | 1.732 | 3.632 | 247 | 404 | 651 | 12.190 | 19.494 | 31.684 |
| - | - | - | 1 | 29 | 30 | - | - | - | 862 | 1.673 | 2.535 |
| 63 | 40 | 103 | 130 | 475 | 605 | - | - | - | 4.083 | 6.679 | 10.762 |
| 17 | 13 | 30 | 28 | 77 | 105 | - | - | - | 2.780 | 4.344 | 7.124 |
| 1 | 2 | 3 | 41 | 58 | 99 | - | - | - | 1.223 | 2.251 | 3.474 |
| 221 | 177 | 398 | 516 | 872 | 1.388 | 192 | 194 | 386 | 6.615 | 9.581 | 16.196 |
| 42 | 19 | 61 | 59 | 148 | 207 | 20 | 15 | 35 | 2.781 | 4.591 | 7.372 |
| 12 | 3 | 15 | 44 | 110 | 154 | - | - | - | 4.305 | 6.424 | 10.729 |
| 25 | 9 | 34 | 54 | 168 | 222 | - | - | - | 3.711 | 3.995 | 7.706 |
| 10 | - | 10 | 137 | 427 | 564 | - | - | - | 1.108 | 1.530 | 2.638 |
| 5.660 | 4.957 | 10.617 | 13.496 | 23.706 | 37.202 | 2.656 | 3.313 | 5.969 | 336.263 | 515.714 | 851.977 |

TABEL 4.13 TABLE
JUMLAH MAHASISWA BARU MENURUT PROGRAM DAN JENIS KELAMIN TIAP PROVINSI
 NUMBER OF NEW ENTRANTS BY LEVEL OF PROGRAM, GENDER, AND PROVINCE
 LINGKUP / SCOPE : KEMDIKTISAINTEK / MoHEST
 STATUS / STATUS : SWASTA / PRIVATE
 TAHUN / YEAR : 2025

| Provinsi Province | Diploma / Diploma Program | | | Sarjana / Bachelor Program | | | Magister / Master Program | | |
|----------------------|---------------------------|---------------|----------------------|----------------------------|----------------|----------------------|---------------------------|---------------|----------------------|
| | L / M | P / F | Subjml. Sub-total | L / M | P / F | Subjml. Sub-total | L / M | P / F | Subjml. Sub-total |
| (1) | (2) | (3) | (4) | (5) | (6) | (7) | (8) | (9) | (10) |
| D.K.I. Jakarta | 4.329 | 4.501 | 8.830 | 53.216 | 53.503 | 106.719 | 8.999 | 7.801 | 16.800 |
| Jawa Barat | 6.674 | 8.205 | 14.879 | 49.749 | 53.441 | 103.190 | 4.715 | 3.935 | 8.650 |
| Banten | 1.041 | 1.586 | 2.627 | 25.265 | 24.417 | 49.682 | 1.923 | 1.175 | 3.098 |
| Jawa Tengah | 3.914 | 5.554 | 9.468 | 28.462 | 36.400 | 64.862 | 2.949 | 2.679 | 5.628 |
| D.I. Yogyakarta | 2.382 | 3.202 | 5.584 | 16.750 | 18.398 | 35.148 | 1.590 | 1.660 | 3.250 |
| Jawa Timur | 2.325 | 4.706 | 7.031 | 36.875 | 44.306 | 81.181 | 5.086 | 4.533 | 9.619 |
| Aceh | 711 | 1.556 | 2.267 | 4.969 | 7.434 | 12.403 | 214 | 261 | 475 |
| Sumatera Utara | 2.320 | 4.380 | 6.700 | 20.229 | 27.810 | 48.039 | 2.327 | 2.199 | 4.526 |
| Sumatera Barat | 689 | 1.561 | 2.250 | 5.602 | 8.860 | 14.462 | 618 | 586 | 1.204 |
| Riau | 1.040 | 1.154 | 2.194 | 8.432 | 10.477 | 18.909 | 797 | 642 | 1.439 |
| Kepulauan Riau | 142 | 285 | 427 | 3.003 | 3.608 | 6.611 | 217 | 178 | 395 |
| Jambi | 291 | 200 | 491 | 2.434 | 3.016 | 5.450 | 140 | 94 | 234 |
| Sumatera Selatan | 503 | 605 | 1.108 | 6.280 | 8.065 | 14.345 | 820 | 920 | 1.740 |
| Bangka Belitung | 31 | 41 | 72 | 626 | 879 | 1.505 | 85 | 69 | 154 |
| Bengkulu | 210 | 502 | 712 | 2.535 | 2.674 | 5.209 | 137 | 137 | 274 |
| Lampung | 240 | 654 | 894 | 5.619 | 6.823 | 12.442 | 547 | 488 | 1.035 |
| Kalimantan Barat | 265 | 830 | 1.095 | 3.076 | 4.210 | 7.286 | 79 | 47 | 126 |
| Kalimantan Tengah | 220 | 519 | 739 | 1.531 | 1.946 | 3.477 | 203 | 187 | 390 |
| Kalimantan Selatan | 695 | 950 | 1.645 | 4.650 | 6.030 | 10.680 | 482 | 464 | 946 |
| Kalimantan Timur | 379 | 537 | 916 | 4.275 | 5.218 | 9.493 | 234 | 125 | 359 |
| Kalimantan Utara | 61 | 233 | 294 | 194 | 200 | 394 | - | - | - |
| Sulawesi Utara | 292 | 661 | 953 | 1.739 | 2.948 | 4.687 | 85 | 146 | 231 |
| Gorontalo | 73 | 256 | 329 | 1.178 | 1.681 | 2.859 | 257 | 187 | 444 |
| Sulawesi Tengah | 201 | 619 | 820 | 2.200 | 3.228 | 5.428 | 102 | 177 | 279 |
| Sulawesi Selatan | 1.382 | 3.419 | 4.801 | 13.281 | 21.384 | 34.665 | 1.791 | 2.001 | 3.792 |
| Sulawesi Barat | 41 | 371 | 412 | 916 | 1.455 | 2.371 | 20 | 13 | 33 |
| Sulawesi Tenggara | 389 | 1.122 | 1.511 | 3.779 | 4.905 | 8.684 | 228 | 200 | 428 |
| Maluku | 67 | 362 | 429 | 1.372 | 2.757 | 4.129 | 3 | 8 | 11 |
| Maluku Utara | 50 | 234 | 284 | 915 | 1.444 | 2.359 | 39 | 20 | 59 |
| Bali | 932 | 1.042 | 1.974 | 5.859 | 6.913 | 12.772 | 706 | 529 | 1.235 |
| Nusa Tenggara Barat | 750 | 653 | 1.403 | 8.135 | 10.081 | 18.216 | 292 | 139 | 431 |
| Nusa Tenggara Timur | 391 | 1.050 | 1.441 | 7.750 | 10.794 | 18.544 | 130 | 35 | 165 |
| Papua | 372 | 498 | 870 | 3.616 | 3.042 | 6.658 | 244 | 111 | 355 |
| Papua Barat | 148 | 96 | 244 | 2.233 | 2.864 | 5.097 | 115 | 78 | 193 |
| INDONESIA | 33.550 | 52.144 | 85.694 | 336.745 | 401.211 | 737.956 | 36.174 | 31.824 | 67.998 |

Ket :

Jumlah mahasiswa baru (L+P) PTS / The number of new entrants (M/F) of Private Higher Education = 983.710

Jumlah data jenis kelamin yang tidak dilaporkan / The number of missing values of gender = 0

TABEL LANJUTAN 4.13 TABLE CONTINUED

JUMLAH MAHASISWA BARU MENURUT PROGRAM DAN JENIS KELAMIN TIAP PROVINSI

NUMBER OF NEW ENTRANTS BY LEVEL OF PROGRAM, GENDER, AND PROVINCE

LINGKUP / SCOPE : KEMDIKTISAINTEK / MoHES

STATUS / STATUS : SWASTA / PRIVATE

TAHUN / YEAR : 2025

| Doktoral / Doctoral Program | | | Profesi / Professions | | | Spesialis / Specialist | | | Jumlah / Total | | |
|-----------------------------|--------------|----------------------|-----------------------|---------------|----------------------|------------------------|-----------|----------------------|----------------|----------------|----------------|
| L / M | P / F | Subjml. Sub-total | L / M | P / F | Subjml. Sub-total | L / M | P / F | Subjml. Sub-total | L / M | P / F | L + P M + F |
| (11) | (12) | (13) | (14) | (15) | (16) | (17) | (18) | (19) | (20) | (21) | (22) |
| 1.032 | 455 | 1.487 | 2.015 | 7.062 | 9.077 | 39 | 42 | 81 | 69.630 | 73.364 | 142.994 |
| 445 | 247 | 692 | 2.300 | 9.136 | 11.436 | - | - | - | 63.883 | 74.964 | 138.847 |
| 3 | 5 | 8 | 882 | 1.469 | 2.351 | - | - | - | 29.114 | 28.652 | 57.766 |
| 545 | 182 | 727 | 2.297 | 9.043 | 11.340 | - | - | - | 38.167 | 53.858 | 92.025 |
| 227 | 125 | 352 | 1.076 | 3.623 | 4.699 | - | - | - | 22.025 | 27.008 | 49.033 |
| 613 | 272 | 885 | 3.203 | 12.808 | 16.011 | 5 | 3 | 8 | 48.107 | 66.628 | 114.735 |
| - | - | - | 197 | 922 | 1.119 | - | - | - | 6.091 | 10.173 | 16.264 |
| 133 | 110 | 243 | 1.091 | 7.002 | 8.093 | 9 | 8 | 17 | 26.109 | 41.509 | 67.618 |
| 54 | 16 | 70 | 327 | 2.800 | 3.127 | - | - | - | 7.290 | 13.823 | 21.113 |
| 20 | 11 | 31 | 318 | 2.423 | 2.741 | - | - | - | 10.607 | 14.707 | 25.314 |
| 3 | 3 | 6 | 53 | 373 | 426 | - | - | - | 3.418 | 4.447 | 7.865 |
| - | - | - | 29 | 517 | 546 | - | - | - | 2.894 | 3.827 | 6.721 |
| - | - | - | 90 | 636 | 726 | - | - | - | 7.693 | 10.226 | 17.919 |
| - | - | - | 27 | 189 | 216 | - | - | - | 769 | 1.178 | 1.947 |
| - | - | - | 49 | 319 | 368 | - | - | - | 2.931 | 3.632 | 6.563 |
| 3 | 4 | 7 | 226 | 986 | 1.212 | - | - | - | 6.635 | 8.955 | 15.590 |
| - | - | - | 133 | 312 | 445 | - | - | - | 3.553 | 5.399 | 8.952 |
| - | - | - | - | - | - | - | - | - | 1.954 | 2.652 | 4.606 |
| - | - | - | 220 | 689 | 909 | - | - | - | 6.047 | 8.133 | 14.180 |
| - | - | - | 135 | 486 | 621 | - | - | - | 5.023 | 6.366 | 11.389 |
| - | - | - | - | - | - | - | - | - | 255 | 433 | 688 |
| 4 | 4 | 8 | 89 | 486 | 575 | - | - | - | 2.209 | 4.245 | 6.454 |
| - | - | - | 22 | 149 | 171 | - | - | - | 1.530 | 2.273 | 3.803 |
| - | - | - | 35 | 185 | 220 | - | - | - | 2.538 | 4.209 | 6.747 |
| 164 | 81 | 245 | 884 | 5.313 | 6.197 | 1 | 8 | 9 | 17.503 | 32.206 | 49.709 |
| - | - | - | 44 | 193 | 237 | - | - | - | 1.021 | 2.032 | 3.053 |
| - | - | - | 48 | 257 | 305 | - | - | - | 4.444 | 6.484 | 10.928 |
| 1 | 6 | 7 | 76 | 280 | 356 | - | - | - | 1.519 | 3.413 | 4.932 |
| - | - | - | 5 | 22 | 27 | - | - | - | 1.009 | 1.720 | 2.729 |
| 54 | 27 | 81 | 605 | 1.471 | 2.076 | - | - | - | 8.156 | 9.982 | 18.138 |
| - | - | - | 267 | 738 | 1.005 | - | - | - | 9.444 | 11.611 | 21.055 |
| - | - | - | 103 | 337 | 440 | - | - | - | 8.374 | 12.216 | 20.590 |
| - | - | - | - | - | - | - | - | - | 4.232 | 3.651 | 7.883 |
| - | - | - | 1 | 25 | 26 | - | - | - | 2.497 | 3.063 | 5.560 |
| 3.301 | 1.548 | 4.849 | 16.847 | 70.251 | 87.098 | 54 | 61 | 115 | 426.671 | 557.039 | 983.710 |

TABEL 4.14 TABLE

JUMLAH MAHASISWA BARU MENURUT PROGRAM DAN JENIS KELAMIN TIAP PERGURUAN TINGGI (PT) NEGERI
NUMBER OF NEW ENTRANTS BASED ON LEVEL OF PROGRAM AND GENDER BY PUBLIC HIGHER EDUCATION (HE)
 LINGKUP / SCOPE : KEMDIKTISAINTEK / MoHES
 STATUS / STATUS : NEGERI AKADEMIK / ACADEMIC PUBLIC
 TAHUN / YEAR : 2025

| Perguruan Tinggi College | Diploma / Diploma Program | | | Sarjana / Bachelor Program | | | Magister / Master Program | | |
|---|---------------------------|--------------|----------------------|----------------------------|---------------|----------------------|---------------------------|---------------|----------------------|
| | L / M | P / F | Subjml. Sub-total | L / M | P / F | Subjml. Sub-total | L / M | P / F | Subjml. Sub-total |
| (1) | (2) | (3) | (4) | (5) | (6) | (7) | (8) | (9) | (10) |
| Institut Pertanian Bogor | 1.083 | 1.717 | 2.800 | 1.991 | 2.946 | 4.937 | 570 | 741 | 1.311 |
| Institut Seni Budaya Indonesia Aceh | - | - | - | 58 | 68 | 126 | - | - | - |
| Institut Seni Budaya Indonesia Bandung | 92 | 114 | 206 | 186 | 211 | 397 | 31 | 31 | 62 |
| Institut Seni Budaya Indonesia Kalimantan Timur | - | - | - | - | - | - | - | - | - |
| Institut Seni Budaya Indonesia Sulawesi Selatan | - | - | - | - | - | - | - | - | - |
| Institut Seni Budaya Indonesia Tanah Papua | - | - | - | 26 | 13 | 39 | - | - | - |
| Institut Seni Indonesia Bali | - | - | - | - | - | - | - | - | - |
| Institut Seni Indonesia Padang Panjang | 54 | 115 | 169 | 357 | 450 | 807 | 29 | 29 | 58 |
| Institut Seni Indonesia Surakarta | 24 | 71 | 95 | 458 | 427 | 885 | 29 | 20 | 49 |
| Institut Seni Indonesia Yogyakarta | 135 | 169 | 304 | 675 | 771 | 1.446 | 58 | 29 | 87 |
| Institut Teknologi Bacharuddin Jusuf Habibie | - | - | - | 240 | 233 | 473 | - | - | - |
| Institut Teknologi Bandung | - | - | - | 2.489 | 2.155 | 4.644 | 1.313 | 899 | 2.212 |
| Institut Teknologi Kalimantan | - | - | - | 866 | 740 | 1.606 | - | - | - |
| Institut Teknologi Sepuluh Nopember | 547 | 289 | 836 | 3.176 | 2.566 | 5.742 | 1.044 | 489 | 1.533 |
| Institut Teknologi Sumatera | - | - | - | 2.288 | 2.188 | 4.476 | 1 | 3 | 4 |
| Universitas Airlangga | 606 | 1.321 | 1.927 | 2.130 | 4.586 | 6.716 | 680 | 986 | 1.666 |
| Universitas Andalas | 99 | 204 | 303 | 2.430 | 4.134 | 6.564 | 289 | 394 | 683 |
| Universitas Bangka Belitung | 10 | 66 | 76 | 899 | 1.241 | 2.140 | 35 | 27 | 62 |
| Universitas Bengkulu | 64 | 402 | 466 | 1.479 | 2.602 | 4.081 | 211 | 440 | 651 |
| Universitas Borneo Tarakan | - | 28 | 28 | 618 | 1.233 | 1.851 | 167 | 105 | 272 |
| Universitas Brawijaya | 395 | 604 | 999 | 5.488 | 8.360 | 13.848 | 529 | 617 | 1.146 |
| Universitas Cenderawasih | 50 | 20 | 70 | 2.289 | 2.389 | 4.678 | 345 | 308 | 653 |
| Universitas Diponegoro | 884 | 1.029 | 1.913 | 4.314 | 6.925 | 11.239 | 718 | 827 | 1.545 |
| Universitas Gadjah Mada | 803 | 1.060 | 1.863 | 3.529 | 5.286 | 8.815 | 2.181 | 2.632 | 4.813 |
| Universitas Halu Oleo | 229 | 87 | 316 | 2.814 | 4.760 | 7.574 | 381 | 372 | 753 |
| Universitas Hasanuddin | 112 | 160 | 272 | 3.174 | 5.789 | 8.963 | 1.062 | 1.513 | 2.575 |
| Universitas Indonesia | 426 | 1.104 | 1.530 | 3.313 | 4.608 | 7.921 | 1.706 | 2.075 | 3.781 |
| Universitas Jambi | 138 | 219 | 357 | 2.076 | 3.733 | 5.809 | 205 | 261 | 466 |
| Universitas Jember | 208 | 501 | 709 | 2.248 | 4.669 | 6.917 | 181 | 268 | 449 |
| Universitas Jenderal Soedirman | 344 | 582 | 926 | 2.316 | 4.479 | 6.795 | 251 | 234 | 485 |
| Universitas Khairun | 2 | 14 | 16 | 1.070 | 2.083 | 3.153 | 109 | 94 | 203 |
| Jumlah (1) | 6.305 | 9.876 | 16.181 | 52.997 | 79.645 | 132.642 | 12.125 | 13.394 | 25.519 |

Ket :

Jumlah mahasiswa baru (L+P) PTN Akademik / The number of new entrants (M/F) of Academic Public Higher Education = 789.296

Jumlah data jenis kelamin yang tidak dilaporkan / The number of missing values of gender = 6

TABEL LANJUTAN 4.14 TABLE CONTINUED

JUMLAH MAHASISWA BARU MENURUT PROGRAM DAN JENIS KELAMIN TIAP PERGURUAN TINGGI (PT) NEGERI
NUMBER OF NEW ENTRANTS BASED ON LEVEL OF PROGRAM AND GENDER BY PUBLIC HIGHER EDUCATION (HE)
 LINGKUP / SCOPE : KEMDIKTISAINTEK / MoHES
 STATUS / STATUS : NEGERI AKADEMIK / ACADEMIC PUBLIC
 TAHUN / YEAR : 2025

| Doktoral / Doctoral Program | | | Profesi / Professions | | | Spesialis / Specialist | | | Jumlah / Total | | |
|-----------------------------|--------------|----------------------|-----------------------|---------------|----------------------|------------------------|--------------|----------------------|----------------|----------------|----------------|
| L / M | P / F | Subjml. Sub-total | L / M | P / F | Subjml. Sub-total | L / M | P / F | Subjml. Sub-total | L / M | P / F | L + P M+F |
| (11) | (12) | (13) | (14) | (15) | (16) | (17) | (18) | (19) | (20) | (21) | (22) |
| 178 | 184 | 362 | 76 | 181 | 257 | - | - | - | 3.898 | 5.769 | 9.667 |
| - | - | - | - | - | - | - | - | - | 58 | 68 | 126 |
| - | - | - | - | - | - | - | - | - | 309 | 356 | 665 |
| - | - | - | - | - | - | - | - | - | - | - | - |
| - | - | - | - | - | - | - | - | - | - | - | - |
| - | - | - | - | - | - | - | - | - | 26 | 13 | 39 |
| - | - | - | - | - | - | - | - | - | - | - | - |
| 9 | 3 | 12 | - | - | - | - | - | - | 449 | 597 | 1.046 |
| 6 | 4 | 10 | - | - | - | - | - | - | 517 | 522 | 1.039 |
| 10 | 4 | 14 | - | - | - | - | - | - | 878 | 973 | 1.851 |
| - | - | - | - | - | - | - | - | - | 240 | 233 | 473 |
| 142 | 122 | 264 | 461 | 260 | 721 | - | - | - | 4.405 | 3.436 | 7.841 |
| - | - | - | - | - | - | - | - | - | 866 | 740 | 1.606 |
| 147 | 79 | 226 | 345 | 72 | 417 | - | - | - | 5.259 | 3.495 | 8.754 |
| - | - | - | - | - | - | - | - | - | 2.289 | 2.191 | 4.480 |
| 228 | 218 | 446 | 302 | 1.221 | 1.523 | 228 | 316 | 544 | 4.174 | 8.648 | 12.822 |
| 94 | 109 | 203 | 313 | 637 | 950 | 85 | 102 | 187 | 3.310 | 5.580 | 8.890 |
| - | - | - | - | - | - | - | - | - | 944 | 1.334 | 2.278 |
| 31 | 51 | 82 | 69 | 119 | 188 | - | - | - | 1.854 | 3.614 | 5.468 |
| - | - | - | 7 | 107 | 114 | - | - | - | 792 | 1.473 | 2.265 |
| 353 | 199 | 552 | 287 | 888 | 1.175 | 97 | 126 | 223 | 7.149 | 10.794 | 17.943 |
| 25 | 9 | 34 | 54 | 168 | 222 | - | - | - | 2.763 | 2.894 | 5.657 |
| 222 | 156 | 378 | 318 | 454 | 772 | 151 | 194 | 345 | 6.607 | 9.585 | 16.192 |
| 375 | 383 | 758 | 1.182 | 1.082 | 2.264 | 272 | 343 | 615 | 8.342 | 10.786 | 19.128 |
| 63 | 40 | 103 | 130 | 475 | 605 | - | - | - | 3.617 | 5.734 | 9.351 |
| 339 | 293 | 632 | 1.486 | 1.329 | 2.815 | 247 | 404 | 651 | 6.420 | 9.488 | 15.908 |
| 352 | 304 | 656 | 446 | 614 | 1.060 | 474 | 697 | 1.171 | 6.717 | 9.402 | 16.119 |
| 70 | 58 | 128 | 922 | 1.910 | 2.832 | - | - | - | 3.411 | 6.181 | 9.592 |
| 44 | 39 | 83 | 232 | 779 | 1.011 | - | - | - | 2.913 | 6.256 | 9.169 |
| 64 | 31 | 95 | 74 | 309 | 383 | 15 | 11 | 26 | 3.064 | 5.646 | 8.710 |
| 1 | 2 | 3 | 41 | 58 | 99 | - | - | - | 1.223 | 2.251 | 3.474 |
| 2.753 | 2.288 | 5.041 | 6.745 | 10.663 | 17.408 | 1.569 | 2.193 | 3.762 | 82.494 | 118.059 | 200.553 |

TABEL LANJUTAN 4.14 TABLE CONTINUED

JUMLAH MAHASISWA BARU MENURUT PROGRAM DAN JENIS KELAMIN TIAP PERGURUAN TINGGI (PT) NEGERI
NUMBER OF NEW ENTRANTS BASED ON LEVEL OF PROGRAM AND GENDER BY PUBLIC HIGHER EDUCATION (HE)
 LINGKUP / SCOPE : KEMDIKTISAINTEK / MoHES
 STATUS / STATUS : NEGERI AKADEMIK / ACADEMIC PUBLIC
 TAHUN / YEAR : 2025

| Perguruan Tinggi College | Diploma / Diploma Program | | | Sarjana / Bachelor Program | | | Magister / Master Program | | |
|---|---------------------------|--------------|----------------------|----------------------------|----------------|----------------------|---------------------------|--------------|----------------------|
| | L / M | P / F | Subjml. Sub-total | L / M | P / F | Subjml. Sub-total | L / M | P / F | Subjml. Sub-total |
| (1) | (2) | (3) | (4) | (5) | (6) | (7) | (8) | (9) | (10) |
| Universitas Lambung Mangkurat | 70 | 156 | 226 | 2.233 | 4.060 | 6.293 | 496 | 508 | 1.004 |
| Universitas Lampung | 220 | 286 | 506 | 2.615 | 4.935 | 7.550 | 227 | 357 | 584 |
| Universitas Malikussaleh | 1 | 22 | 23 | 1.545 | 2.649 | 4.194 | 152 | 122 | 274 |
| Universitas Maritim Raja Ali Haji (UMRAH) | - | - | - | 793 | 1.428 | 2.221 | 51 | 60 | 111 |
| Universitas Mataram | 193 | 274 | 467 | 2.172 | 3.854 | 6.026 | 295 | 281 | 576 |
| Universitas Mulawarman | 6 | 58 | 64 | 2.065 | 3.824 | 5.889 | 267 | 319 | 586 |
| Universitas Musamus Merauke | - | - | - | 909 | 1.078 | 1.987 | 13 | 10 | 23 |
| Universitas Negeri Gorontalo | 44 | 83 | 127 | 1.517 | 3.292 | 4.809 | 95 | 131 | 226 |
| Universitas Negeri Jakarta | 424 | 669 | 1.093 | 2.493 | 4.509 | 7.002 | 265 | 424 | 689 |
| Universitas Negeri Makassar | 448 | 361 | 809 | 2.920 | 7.074 | 9.994 | 359 | 721 | 1.080 |
| Universitas Negeri Malang | 488 | 411 | 899 | 3.401 | 6.163 | 9.564 | 348 | 638 | 986 |
| Universitas Negeri Manado | 5 | 9 | 14 | 811 | 1.612 | 2.423 | 30 | 32 | 62 |
| Universitas Negeri Medan | 123 | 69 | 192 | 2.404 | 5.075 | 7.479 | 51 | 137 | 188 |
| Universitas Negeri Padang | 864 | 994 | 1.858 | 3.340 | 6.511 | 9.851 | 216 | 495 | 711 |
| Universitas Negeri Semarang | 35 | 31 | 66 | 3.988 | 7.059 | 11.047 | 208 | 290 | 498 |
| Universitas Negeri Surabaya | 649 | 646 | 1.295 | 5.045 | 10.083 | 15.128 | 231 | 394 | 625 |
| Universitas Negeri Yogyakarta | 460 | 660 | 1.120 | 3.016 | 4.912 | 7.928 | 512 | 975 | 1.487 |
| Universitas Nusa Cendana | 4 | 29 | 33 | 2.353 | 3.670 | 6.023 | 66 | 83 | 149 |
| Universitas Padjadjaran | 343 | 678 | 1.021 | 2.507 | 4.575 | 7.082 | 582 | 843 | 1.425 |
| Universitas Palangka Raya | 13 | 34 | 47 | 1.385 | 1.944 | 3.329 | 88 | 68 | 156 |
| Universitas Papua | 88 | 54 | 142 | 673 | 865 | 1.538 | 32 | 34 | 66 |
| Universitas Pattimura | - | - | - | 2.086 | 3.551 | 5.637 | 189 | 161 | 350 |
| Universitas Pembangunan Nasional Veteran Jakarta | 158 | 342 | 500 | 1.529 | 2.365 | 3.894 | 109 | 76 | 185 |
| Universitas Pembangunan Nasional Veteran Jawa Timur | 15 | 22 | 37 | 2.457 | 3.592 | 6.049 | 57 | 57 | 114 |
| Universitas Pembangunan Nasional Veteran Yogyakarta | 30 | 33 | 63 | 2.678 | 2.966 | 5.644 | 155 | 137 | 292 |
| Universitas Pendidikan Ganesha | 131 | 164 | 295 | 1.183 | 2.453 | 3.636 | 258 | 437 | 695 |
| Universitas Pendidikan Indonesia | 57 | 41 | 98 | 3.342 | 7.036 | 10.378 | 349 | 689 | 1.038 |
| Universitas Riau | 302 | 400 | 702 | 2.040 | 4.334 | 6.374 | 197 | 313 | 510 |
| Universitas Sam Ratulangi | - | - | - | 1.915 | 3.080 | 4.995 | 145 | 163 | 308 |
| Universitas Samudra | - | - | - | 678 | 1.444 | 2.122 | 54 | 15 | 69 |
| Universitas Sebelas Maret | 801 | 1.330 | 2.131 | 3.003 | 5.689 | 8.692 | 392 | 586 | 978 |
| Jumlah (2) | 5.972 | 7.856 | 13.828 | 69.096 | 125.682 | 194.778 | 6.489 | 9.556 | 16.045 |

Ket :

Jumlah mahasiswa baru (L+P) PTN Akademik / The number of new entrants (M/F) of Academic Public Higher Education = 789.296

Jumlah data jenis kelamin yang tidak dilaporkan / The number of missing values of gender = 6

TABEL LANJUTAN 4.14 TABLE CONTINUED

JUMLAH MAHASISWA BARU MENURUT PROGRAM DAN JENIS KELAMIN TIAP PERGURUAN TINGGI (PT) NEGERI
NUMBER OF NEW ENTRANTS BASED ON LEVEL OF PROGRAM AND GENDER BY PUBLIC HIGHER EDUCATION (HE)
 LINGKUP / SCOPE : KEMDIKTISAINTEK / MoHEST
 STATUS / STATUS : NEGERI AKADEMIK / ACADEMIC PUBLIC
 TAHUN / YEAR : 2025

| Doktoral / Doctoral Program | | | Profesi / Professions | | | Spesialis / Specialist | | | Jumlah / Total | | |
|-----------------------------|--------------|----------------------|-----------------------|--------------|----------------------|------------------------|------------|----------------------|----------------|----------------|----------------|
| L / M | P / F | Subjml. Sub-total | L / M | P / F | Subjml. Sub-total | L / M | P / F | Subjml. Sub-total | L / M | P / F | L + P M+F |
| (11) | (12) | (13) | (14) | (15) | (16) | (17) | (18) | (19) | (20) | (21) | (22) |
| 100 | 50 | 150 | 356 | 614 | 970 | 43 | 32 | 75 | 3.298 | 5.420 | 8.718 |
| 37 | 45 | 82 | 57 | 131 | 188 | 2 | 1 | 3 | 3.158 | 5.755 | 8.913 |
| - | - | - | 51 | 75 | 126 | - | - | - | 1.749 | 2.868 | 4.617 |
| - | - | - | 76 | 396 | 472 | - | - | - | 920 | 1.884 | 2.804 |
| 42 | 19 | 61 | 59 | 148 | 207 | 20 | 15 | 35 | 2.781 | 4.591 | 7.372 |
| 47 | 27 | 74 | 298 | 565 | 863 | 12 | 4 | 16 | 2.695 | 4.797 | 7.492 |
| - | - | - | - | - | - | - | - | - | 922 | 1.088 | 2.010 |
| 20 | 30 | 50 | 29 | 134 | 163 | - | - | - | 1.705 | 3.670 | 5.375 |
| 146 | 125 | 271 | 159 | 331 | 490 | - | - | - | 3.487 | 6.058 | 9.545 |
| 67 | 90 | 157 | 414 | 403 | 817 | - | - | - | 4.208 | 8.649 | 12.857 |
| 218 | 198 | 416 | 211 | 288 | 499 | - | - | - | 4.666 | 7.698 | 12.364 |
| 6 | 8 | 14 | - | - | - | - | - | - | 852 | 1.661 | 2.513 |
| 21 | 39 | 60 | 265 | 370 | 635 | - | - | - | 2.864 | 5.690 | 8.554 |
| 92 | 110 | 202 | 226 | 373 | 599 | - | - | - | 4.738 | 8.483 | 13.221 |
| 148 | 146 | 294 | 14 | 5 | 19 | - | - | - | 4.393 | 7.531 | 11.924 |
| 207 | 195 | 402 | 232 | 355 | 587 | - | - | - | 6.364 | 11.673 | 18.037 |
| 394 | 391 | 785 | 191 | 288 | 479 | - | - | - | 4.573 | 7.226 | 11.799 |
| 12 | 3 | 15 | 44 | 110 | 154 | - | - | - | 2.479 | 3.895 | 6.374 |
| 213 | 218 | 431 | 250 | 762 | 1.012 | 290 | 326 | 616 | 4.185 | 7.402 | 11.587 |
| 6 | 7 | 13 | 86 | 213 | 299 | - | - | - | 1.578 | 2.266 | 3.844 |
| 10 | - | 10 | 137 | 427 | 564 | - | - | - | 940 | 1.380 | 2.320 |
| 17 | 13 | 30 | 28 | 77 | 105 | - | - | - | 2.320 | 3.802 | 6.122 |
| 4 | 3 | 7 | 47 | 330 | 377 | 8 | 6 | 14 | 1.855 | 3.122 | 4.977 |
| 7 | 5 | 12 | - | - | - | - | - | - | 2.536 | 3.676 | 6.212 |
| 6 | 1 | 7 | - | - | - | - | - | - | 2.869 | 3.137 | 6.006 |
| 95 | 78 | 173 | 87 | 219 | 306 | - | - | - | 1.754 | 3.351 | 5.105 |
| 185 | 182 | 367 | 217 | 421 | 638 | - | - | - | 4.150 | 8.369 | 12.519 |
| 40 | 39 | 79 | 180 | 479 | 659 | 29 | 12 | 41 | 2.788 | 5.577 | 8.365 |
| 35 | 18 | 53 | 129 | 172 | 301 | 74 | 64 | 138 | 2.298 | 3.497 | 5.795 |
| - | - | - | 447 | 471 | 918 | - | - | - | 1.179 | 1.930 | 3.109 |
| 179 | 167 | 346 | 385 | 490 | 875 | 131 | 118 | 249 | 4.891 | 8.380 | 13.271 |
| 2.354 | 2.207 | 4.561 | 4.675 | 8.647 | 13.322 | 609 | 578 | 1.187 | 89.195 | 154.526 | 243.721 |

TABEL LANJUTAN 4.14 TABLE CONTINUED

JUMLAH MAHASISWA BARU MENURUT PROGRAM DAN JENIS KELAMIN TIAP PERGURUAN TINGGI (PT) NEGERI
NUMBER OF NEW ENTRANTS BASED ON LEVEL OF PROGRAM AND GENDER BY PUBLIC HIGHER EDUCATION (HE)
 LINGKUP / SCOPE : KEMDIKTISAINTEK / MoHES
 STATUS / STATUS : NEGERI AKADEMIK / ACADEMIC PUBLIC
 TAHUN / YEAR : 2025

| Perguruan Tinggi College | Diploma / Diploma Program | | | Sarjana / Bachelor Program | | | Magister / Master Program | | |
|---|---------------------------|---------------|----------------------|----------------------------|----------------|----------------------|---------------------------|---------------|----------------------|
| | L / M | P / F | Subjml. Sub-total | L / M | P / F | Subjml. Sub-total | L / M | P / F | Subjml. Sub-total |
| (1) | (2) | (3) | (4) | (5) | (6) | (7) | (8) | (9) | (10) |
| Universitas Sembilanbelas November Kolaka | 2 | 56 | 58 | 464 | 889 | 1.353 | - | - | - |
| Universitas Siliwangi | 39 | 123 | 162 | 1.664 | 2.747 | 4.411 | 72 | 65 | 137 |
| Universitas Singaperbangsa Karawang | 72 | 117 | 189 | 1.538 | 2.234 | 3.772 | 70 | 70 | 140 |
| Universitas Sriwijaya | 189 | 339 | 528 | 2.740 | 4.897 | 7.637 | 261 | 414 | 675 |
| Universitas Sulawesi Barat | 18 | 55 | 73 | 839 | 1.580 | 2.419 | 4 | 9 | 13 |
| Universitas Sultan Ageng Tirtayasa | 110 | 234 | 344 | 2.460 | 4.169 | 6.629 | 224 | 168 | 392 |
| Universitas Sumatera Utara | 311 | 585 | 896 | 2.341 | 4.128 | 6.469 | 536 | 611 | 1.147 |
| Universitas Syiah Kuala | 199 | 202 | 401 | 2.505 | 4.939 | 7.444 | 306 | 394 | 700 |
| Universitas Tadulako | 208 | 232 | 440 | 3.116 | 4.940 | 8.056 | 347 | 367 | 714 |
| Universitas Tanjungpura | 77 | 140 | 217 | 2.530 | 3.788 | 6.318 | 294 | 335 | 629 |
| Universitas Terbuka | 709 | 1.198 | 1.907 | 95.095 | 157.249 | 252.344 | 598 | 759 | 1.357 |
| Universitas Teuku Umar | - | - | - | 668 | 1.133 | 1.801 | 26 | 22 | 48 |
| Universitas Tidar | 109 | 251 | 360 | 1.224 | 2.275 | 3.499 | 3 | 6 | 9 |
| Universitas Timor | 8 | 80 | 88 | 567 | 1.222 | 1.789 | - | - | - |
| Universitas Trunodjoyo Madura | 18 | 38 | 56 | 1.504 | 2.527 | 4.031 | 28 | 24 | 52 |
| Universitas Udayana | 81 | 134 | 215 | 2.366 | 3.519 | 5.885 | 326 | 476 | 802 |
| Jumlah (3) | 2.150 | 3.784 | 5.934 | 121.621 | 202.236 | 323.857 | 3.095 | 3.720 | 6.815 |
| Pendidikan Tinggi Akademik | 14.427 | 21.516 | 35.943 | 243.714 | 407.563 | 651.277 | 21.709 | 26.670 | 48.379 |

Ket :

Jumlah mahasiswa baru (L+P) PTN Akademik / The number of new entrants (M/F) of Academic Public Higher Education = 789.296

Jumlah data jenis kelamin yang tidak dilaporkan / The number of missing values of gender = 6

TABEL LANJUTAN 4.14 TABLE CONTINUED

JUMLAH MAHASISWA BARU MENURUT PROGRAM DAN JENIS KELAMIN TIAP PERGURUAN TINGGI (PT) NEGERI
NUMBER OF NEW ENTRANTS BASED ON LEVEL OF PROGRAM AND GENDER BY PUBLIC HIGHER EDUCATION (HE)
 LINGKUP / SCOPE : KEMDIKTISAINTEK / MoHES
 STATUS / STATUS : NEGERI AKADEMIK / ACADEMIC PUBLIC
 TAHUN / YEAR : 2025

| Doktoral / Doctoral Program | | | Profesi / Professions | | | Spesialis / Specialist | | | Jumlah / Total | | |
|-----------------------------|--------------|----------------------|-----------------------|---------------|----------------------|------------------------|--------------|----------------------|----------------|----------------|----------------|
| L / M | P / F | Subjml. Sub-total | L / M | P / F | Subjml. Sub-total | L / M | P / F | Subjml. Sub-total | L / M | P / F | L + P M+F |
| (11) | (12) | (13) | (14) | (15) | (16) | (17) | (18) | (19) | (20) | (21) | (22) |
| - | - | - | - | - | - | - | - | - | 466 | 945 | 1.411 |
| 9 | 6 | 15 | 126 | 142 | 268 | - | - | - | 1.910 | 3.083 | 4.993 |
| - | - | - | - | - | - | - | - | - | 1.680 | 2.421 | 4.101 |
| 66 | 84 | 150 | 224 | 525 | 749 | 84 | 106 | 190 | 3.564 | 6.365 | 9.929 |
| - | - | - | 1 | 29 | 30 | - | - | - | 862 | 1.673 | 2.535 |
| 33 | 33 | 66 | 28 | 61 | 89 | - | - | - | 2.855 | 4.665 | 7.520 |
| 136 | 95 | 231 | 289 | 849 | 1.138 | 134 | 154 | 288 | 3.747 | 6.422 | 10.169 |
| 99 | 85 | 184 | 240 | 616 | 856 | 68 | 88 | 156 | 3.417 | 6.324 | 9.741 |
| 50 | 40 | 90 | 245 | 501 | 746 | - | - | - | 3.966 | 6.080 | 10.046 |
| 19 | 13 | 32 | 342 | 535 | 877 | - | - | - | 3.262 | 4.811 | 8.073 |
| 11 | 6 | 17 | 64 | 351 | 415 | - | - | - | 96.477 | 159.563 | 256.040 |
| - | - | - | - | - | - | - | - | - | 694 | 1.155 | 1.849 |
| - | - | - | 21 | 125 | 146 | - | - | - | 1.357 | 2.657 | 4.014 |
| - | - | - | - | - | - | - | - | - | 575 | 1.302 | 1.877 |
| - | - | - | - | 1 | 1 | - | - | - | 1.550 | 2.590 | 4.140 |
| 118 | 96 | 214 | 429 | 653 | 1.082 | 192 | 194 | 386 | 3.512 | 5.072 | 8.584 |
| 541 | 458 | 999 | 2.009 | 4.388 | 6.397 | 478 | 542 | 1.020 | 129.894 | 215.128 | 345.022 |
| 5.648 | 4.953 | 10.601 | 13.429 | 23.698 | 37.127 | 2.656 | 3.313 | 5.969 | 301.583 | 487.713 | 789.296 |

TABEL 4.15 TABLE

JUMLAH MAHASISWA BARU MENURUT PROGRAM DAN JENIS KELAMIN TIAP PERGURUAN TINGGI (PT) NEGERI
NUMBER OF NEW ENTRANTS BASED ON LEVEL OF PROGRAM AND GENDER BY PUBLIC HIGHER EDUCATION (HE)
 LINGKUP / SCOPE : KEMDIKTISAINTEK / MoHES
 STATUS / STATUS : NEGERI VOKASI / VOCATIONAL PUBLIC
 TAHUN / YEAR : 2025

| Perguruan Tinggi College | Diploma / Diploma Program | | | Sarjana / Bachelor Program | | | Magister / Master Program | | |
|---|---------------------------|---------------|----------------------|----------------------------|----------|----------------------|---------------------------|-----------|----------------------|
| | L / M | P / F | Subjml. Sub-total | L / M | P / F | Subjml. Sub-total | L / M | P / F | Subjml. Sub-total |
| (1) | (2) | (3) | (4) | (5) | (6) | (7) | (8) | (9) | (10) |
| Akademi Komunitas Negeri Aceh Barat | 88 | 12 | 100 | - | - | - | - | - | - |
| Akademi Komunitas Negeri Pacitan | 61 | 13 | 74 | - | - | - | - | - | - |
| Akademi Komunitas Negeri Putra Sang Fajar Blitar | 45 | 96 | 141 | - | - | - | - | - | - |
| Akademi Komunitas Negeri Rejang Lebong | 21 | 26 | 47 | - | - | - | - | - | - |
| Akademi Komunitas Negeri Seni dan Budaya Yogyakarta | 51 | 37 | 88 | - | - | - | - | - | - |
| Politeknik Elektronika Negeri Surabaya | 1.227 | 390 | 1.617 | - | - | - | 32 | 7 | 39 |
| Politeknik Manufaktur Bandung | 629 | 123 | 752 | - | - | - | 5 | - | 5 |
| Politeknik Manufaktur Negeri Bangka Belitung | 332 | 120 | 452 | - | - | - | - | - | - |
| Politeknik Maritim Negeri Indonesia | 104 | 26 | 130 | - | - | - | - | 130 | - |
| Politeknik Negeri Ambon | 379 | 383 | 762 | - | - | - | - | - | - |
| Politeknik Negeri Bali | 1.319 | 1.138 | 2.457 | - | - | - | 22 | 17 | 39 |
| Politeknik Negeri Balikpapan | 265 | 306 | 571 | - | - | - | - | - | - |
| Politeknik Negeri Bandung | 1.401 | 1.170 | 2.571 | - | - | - | 12 | 13 | 25 |
| Politeknik Negeri Banjarmasin | 780 | 516 | 1.296 | - | - | - | - | - | - |
| Politeknik Negeri Banyuwangi | 537 | 508 | 1.045 | - | - | - | - | - | - |
| Politeknik Negeri Batam | 1.795 | 1.424 | 3.219 | - | - | - | 12 | 2 | 14 |
| Politeknik Negeri Bengkulu | 580 | 489 | 1.069 | - | - | - | - | - | - |
| Politeknik Negeri Cilacap | 507 | 438 | 945 | - | - | - | - | - | - |
| Politeknik Negeri Fakfak | 168 | 150 | 318 | - | - | - | - | - | - |
| Politeknik Negeri Indramayu | 484 | 345 | 829 | - | - | - | - | - | - |
| Politeknik Negeri Jakarta | 1.557 | 1.140 | 2.697 | - | - | - | 13 | 2 | 15 |
| Politeknik Negeri Jember | 1.184 | 1.234 | 2.418 | - | - | - | 8 | 4 | 12 |
| Politeknik Negeri Ketapang | 215 | 228 | 443 | - | - | - | - | - | - |
| Politeknik Negeri Kupang | 878 | 933 | 1.811 | - | - | - | 1 | 1 | 2 |
| Politeknik Negeri Lampung | 963 | 1.050 | 2.013 | - | - | - | 11 | 18 | 29 |
| Politeknik Negeri Lhokseumawe | 870 | 669 | 1.539 | - | - | - | - | 6 | 6 |
| Politeknik Negeri Madiun | 680 | 625 | 1.305 | - | - | - | - | - | - |
| Politeknik Negeri Madura | 166 | 159 | 325 | - | - | - | - | - | - |
| Politeknik Negeri Malang | 2.316 | 1.598 | 3.914 | - | - | - | 15 | 2 | 17 |
| Politeknik Negeri Manado | 845 | 696 | 1.541 | - | - | - | 9 | 6 | 15 |
| Politeknik Negeri Medan | 1.591 | 1.349 | 2.940 | - | - | - | 6 | 6 | 12 |
| Jumlah (1) | 22.038 | 17.391 | 39.429 | - | - | - | 146 | 84 | 230 |

Ket :

Jumlah mahasiswa baru (L+P) PTN Vokasi / The number of new entrants (M/F) of Vocational Public Higher Education = 62.681

Jumlah data jenis kelamin yang tidak dilaporkan / The number of missing values of gender = 0

TABEL LANJUTAN 4.15 TABLE CONTINUED

JUMLAH MAHASISWA BARU MENURUT PROGRAM DAN JENIS KELAMIN TIAP PERGURUAN TINGGI (PT) NEGERI
NUMBER OF NEW ENTRANTS BASED ON LEVEL OF PROGRAM AND GENDER BY PUBLIC HIGHER EDUCATION (HE)
 LINGKUP / SCOPE : KEMDIKTISAINTEK / MoHES
 STATUS / STATUS : NEGERI VOKASI / VOCATIONAL PUBLIC
 TAHUN / YEAR : 2025

| Doktoral / Doctoral Program | | | Profesi / Professions | | | Spesialis / Specialist | | | Jumlah / Total | | |
|-----------------------------|----------|----------------------|-----------------------|----------|----------------------|------------------------|----------|----------------------|----------------|---------------|---------------|
| L / M | P / F | Subjml. Sub-total | L / M | P / F | Subjml. Sub-total | L / M | P / F | Subjml. Sub-total | L / M | P / F | L + P M+F |
| (11) | (12) | (13) | (14) | (15) | (16) | (17) | (18) | (19) | (20) | (21) | (22) |
| - | - | - | - | - | - | - | - | - | 88 | 12 | 100 |
| - | - | - | - | - | - | - | - | - | 61 | 13 | 74 |
| - | - | - | - | - | - | - | - | - | 45 | 96 | 141 |
| - | - | - | - | - | - | - | - | - | 21 | 26 | 47 |
| - | - | - | - | - | - | - | - | - | 51 | 37 | 88 |
| 4 | 1 | 5 | - | - | - | - | - | - | 1.263 | 398 | 1.661 |
| - | - | - | - | - | - | - | - | - | 634 | 123 | 757 |
| - | - | - | - | - | - | - | - | - | 332 | 120 | 452 |
| - | - | - | - | - | - | - | - | - | 104 | 26 | 130 |
| - | - | - | - | - | - | - | - | - | 379 | 383 | 762 |
| 8 | 3 | 11 | - | - | - | - | - | - | 1.349 | 1.158 | 2.507 |
| - | - | - | - | - | - | - | - | - | 265 | 306 | 571 |
| - | - | - | - | - | - | - | - | - | 1.413 | 1.183 | 2.596 |
| - | - | - | - | - | - | - | - | - | 780 | 516 | 1.296 |
| - | - | - | - | - | - | - | - | - | 537 | 508 | 1.045 |
| - | - | - | 67 | 8 | 75 | - | - | - | 1.874 | 1.434 | 3.308 |
| - | - | - | - | - | - | - | - | - | 580 | 489 | 1.069 |
| - | - | - | - | - | - | - | - | - | 507 | 438 | 945 |
| - | - | - | - | - | - | - | - | - | 168 | 150 | 318 |
| - | - | - | - | - | - | - | - | - | 484 | 345 | 829 |
| - | - | - | - | - | - | - | - | - | 1.570 | 1.142 | 2.712 |
| - | - | - | - | - | - | - | - | - | 1.192 | 1.238 | 2.430 |
| - | - | - | - | - | - | - | - | - | 215 | 228 | 443 |
| - | - | - | - | - | - | - | - | - | 879 | 934 | 1.813 |
| - | - | - | - | - | - | - | - | - | 974 | 1.068 | 2.042 |
| - | - | - | - | - | - | - | - | - | 870 | 675 | 1.545 |
| - | - | - | - | - | - | - | - | - | 680 | 625 | 1.305 |
| - | - | - | - | - | - | - | - | - | 166 | 159 | 325 |
| - | - | - | - | - | - | - | - | - | 2.331 | 1.600 | 3.931 |
| - | - | - | - | - | - | - | - | - | 854 | 702 | 1.556 |
| - | - | - | - | - | - | - | - | - | 1.597 | 1.355 | 2.952 |
| 12 | 4 | 16 | 67 | 8 | 75 | - | - | - | 22.263 | 17.487 | 39.750 |

TABEL LANJUTAN 4.15 TABLE CONTINUED

JUMLAH MAHASISWA BARU MENURUT PROGRAM DAN JENIS KELAMIN TIAP PERGURUAN TINGGI (PT) NEGERI
NUMBER OF NEW ENTRANTS BASED ON LEVEL OF PROGRAM AND GENDER BY PUBLIC HIGHER EDUCATION (HE)
 LINGKUP / SCOPE : KEMDIKTISAINTEK / MoHES
 STATUS / STATUS : NEGERI VOKASI / VOCATIONAL PUBLIC
 TAHUN / YEAR : 2025

| Perguruan Tinggi College | Diploma / Diploma Program | | | Sarjana / Bachelor Program | | | Magister / Master Program | | |
|--|---------------------------|---------------|----------------------|----------------------------|----------------|----------------------|---------------------------|---------------|----------------------|
| | L / M | P / F | Subjml. Sub-total | L / M | P / F | Subjml. Sub-total | L / M | P / F | Subjml. Sub-total |
| (1) | (2) | (3) | (4) | (5) | (6) | (7) | (8) | (9) | (10) |
| Politeknik Negeri Media Kreatif | 855 | 789 | 1.644 | - | - | - | - | - | - |
| Politeknik Negeri Nunukan | 62 | 64 | 126 | - | - | - | - | - | - |
| Politeknik Negeri Nusa Utara | 49 | 134 | 183 | - | - | - | - | - | - |
| Politeknik Negeri Padang | 1.319 | 1.067 | 2.386 | - | - | - | 5 | 3 | 8 |
| Politeknik Negeri Pontianak | 1.546 | 1.169 | 2.715 | - | - | - | - | - | - |
| Politeknik Negeri Samarinda | 1.240 | 823 | 2.063 | - | - | - | 19 | 7 | 26 |
| Politeknik Negeri Sambas | 286 | 382 | 668 | - | - | - | - | - | - |
| Politeknik Negeri Semarang | 1.453 | 1.355 | 2.808 | - | - | - | 4 | 1 | 5 |
| Politeknik Negeri Sriwijaya | 1.732 | 1.659 | 3.391 | - | - | - | 15 | 6 | 21 |
| Politeknik Negeri Subang | 207 | 235 | 442 | - | - | - | - | - | - |
| Politeknik Negeri Tanah Laut | 248 | 276 | 524 | - | - | - | - | - | - |
| Politeknik Negeri Ujung Pandang | 1.164 | 890 | 2.054 | - | - | - | 12 | 14 | 26 |
| Politeknik Perikanan Negeri Tual | 81 | 159 | 240 | - | - | - | - | - | - |
| Politeknik Perkapalan Negeri Surabaya | 1.048 | 500 | 1.548 | - | - | - | 9 | - | 9 |
| Politeknik Pertanian Negeri Kupang | 372 | 293 | 665 | - | - | - | - | - | - |
| Politeknik Pertanian Negeri Pangkajene Kepulauan | 139 | 213 | 352 | - | - | - | 7 | 7 | 14 |
| Politeknik Pertanian Negeri Payakumbuh | 331 | 342 | 673 | - | - | - | 3 | 2 | 5 |
| Politeknik Pertanian Negeri Samarinda | 211 | 124 | 335 | - | - | - | - | - | - |
| Jumlah (2) | 12.343 | 10.474 | 22.817 | - | - | - | 74 | 40 | 114 |
| Pendidikan Tinggi Vokasi | 34.381 | 27.865 | 62.246 | - | - | - | 220 | 124 | 344 |
| Kemdiktisaintek | 48.808 | 49.381 | 98.189 | 243.714 | 407.563 | 651.277 | 21.929 | 26.794 | 48.723 |

Ket :

Jumlah mahasiswa baru (L+P) PTN Vokasi / The number of new entrants (M/F) of Vocational Public Higher Education = 62.681

Jumlah data jenis kelamin yang tidak dilaporkan / The number of missing values of gender = 0

TABEL LANJUTAN 4.15 TABLE CONTINUED

JUMLAH MAHASISWA BARU MENURUT PROGRAM DAN JENIS KELAMIN TIAP PERGURUAN TINGGI (PT) NEGERI
NUMBER OF NEW ENTRANTS BASED ON LEVEL OF PROGRAM AND GENDER BY PUBLIC HIGHER EDUCATION (HE)

LINGKUP / SCOPE : KEMDIKTISAINTEK / MoHES
 STATUS / STATUS : NEGERI VOKASI / VOCATIONAL PUBLIC
 TAHUN / YEAR : 2025

| Doktoral / Doctoral Program | | | Profesi / Professions | | | Spesialis / Specialist | | | Jumlah / Total | | |
|-----------------------------|-------|----------------------|-----------------------|--------|----------------------|------------------------|-------|----------------------|----------------|---------|--------------|
| L / M | P / F | Subjml. Sub-total | L / M | P / F | Subjml. Sub-total | L / M | P / F | Subjml. Sub-total | L / M | P / F | L + P M+F |
| (11) | (12) | (13) | (14) | (15) | (16) | (17) | (18) | (19) | (20) | (21) | (22) |
| - | - | - | - | - | - | - | - | - | 855 | 789 | 1.644 |
| - | - | - | - | - | - | - | - | - | 62 | 64 | 126 |
| - | - | - | - | - | - | - | - | - | 49 | 134 | 183 |
| - | - | - | - | - | - | - | - | - | 1.324 | 1.070 | 2.394 |
| - | - | - | - | - | - | - | - | - | 1.546 | 1.169 | 2.715 |
| - | - | - | - | - | - | - | - | - | 1.259 | 830 | 2.089 |
| - | - | - | - | - | - | - | - | - | 286 | 382 | 668 |
| - | - | - | - | - | - | - | - | - | 1.457 | 1.356 | 2.813 |
| - | - | - | - | - | - | - | - | - | 1.747 | 1.665 | 3.412 |
| - | - | - | - | - | - | - | - | - | 207 | 235 | 442 |
| - | - | - | - | - | - | - | - | - | 248 | 276 | 524 |
| - | - | - | - | - | - | - | - | - | 1.176 | 904 | 2.080 |
| - | - | - | - | - | - | - | - | - | 81 | 159 | 240 |
| - | - | - | - | - | - | - | - | - | 1.057 | 500 | 1.557 |
| - | - | - | - | - | - | - | - | - | 372 | 293 | 665 |
| - | - | - | - | - | - | - | - | - | 146 | 220 | 366 |
| - | - | - | - | - | - | - | - | - | 334 | 344 | 678 |
| - | - | - | - | - | - | - | - | - | 211 | 124 | 335 |
| - | - | - | - | - | - | - | - | - | 12.417 | 10.514 | 22.931 |
| 12 | 4 | 16 | 67 | 8 | 75 | - | - | - | 34.680 | 28.001 | 62.681 |
| 5.660 | 4.957 | 10.617 | 13.496 | 23.706 | 37.202 | 2.656 | 3.313 | 5.969 | 336.263 | 515.714 | 851.977 |

TABEL 4.16 TABLE
JUMLAH MAHASISWA BARU MENURUT PROGRAM DAN JENIS KELAMIN TIAP LLDIKTI
 NUMBER OF NEW ENTRANTS BASED ON LEVEL OF PROGRAM AND GENDER BY REGIONAL OFFICE
 LINGKUP / SCOPE : KEMDIKTISAINTEK / MoHEST
 STATUS / STATUS : SWASTA / PRIVATE
 TAHUN / YEAR : 2025

| LLDIkti Regional Office | Diploma / Diploma Program | | | Sarjana / Bachelor Program | | | Magister / Master Program | | |
|----------------------------|---------------------------|---------------|----------------------|----------------------------|----------------|----------------------|---------------------------|---------------|----------------------|
| | L / M | P / F | Subjml. Sub-total | L / M | P / F | Subjml. Sub-total | L / M | P / F | Subjml. Sub-total |
| (1) | (2) | (3) | (4) | (5) | (6) | (7) | (8) | (9) | (10) |
| LLDIKTI I | 2.320 | 4.380 | 6.700 | 20.229 | 27.810 | 48.039 | 2.327 | 2.199 | 4.526 |
| LLDIKTI II | 984 | 1.802 | 2.786 | 15.060 | 18.441 | 33.501 | 1.589 | 1.614 | 3.203 |
| LLDIKTI III | 4.424 | 4.622 | 9.046 | 53.584 | 54.125 | 107.709 | 9.137 | 7.850 | 16.987 |
| LLDIKTI IV | 7.620 | 9.670 | 17.290 | 74.646 | 77.236 | 151.882 | 6.500 | 5.061 | 11.561 |
| LLDIKTI V | 2.382 | 3.202 | 5.584 | 16.750 | 18.398 | 35.148 | 1.590 | 1.660 | 3.250 |
| LLDIKTI VI | 3.914 | 5.554 | 9.468 | 28.462 | 36.400 | 64.862 | 2.949 | 2.679 | 5.628 |
| LLDIKTI VII | 2.325 | 4.706 | 7.031 | 36.875 | 44.306 | 81.181 | 5.086 | 4.533 | 9.619 |
| LLDIKTI VIII | 1.682 | 1.695 | 3.377 | 13.994 | 16.994 | 30.988 | 998 | 668 | 1.666 |
| LLDIKTI IX | 1.812 | 4.912 | 6.724 | 17.976 | 27.744 | 45.720 | 2.039 | 2.214 | 4.253 |
| LLDIKTI X | 980 | 1.761 | 2.741 | 8.036 | 11.876 | 19.912 | 758 | 680 | 1.438 |
| LLDIKTI XI | 1.620 | 3.069 | 4.689 | 13.726 | 17.604 | 31.330 | 998 | 823 | 1.821 |
| LLDIKTI XII | 117 | 596 | 713 | 2.287 | 4.201 | 6.488 | 42 | 28 | 70 |
| LLDIKTI XIII | 711 | 1.556 | 2.267 | 4.969 | 7.434 | 12.403 | 214 | 261 | 475 |
| LLDIKTI XIV | 520 | 594 | 1.114 | 5.849 | 5.906 | 11.755 | 359 | 189 | 548 |
| LLDIKTI XV | 391 | 1.050 | 1.441 | 7.750 | 10.794 | 18.544 | 130 | 35 | 165 |
| LLDIKTI XVI | 566 | 1.536 | 2.102 | 5.117 | 7.857 | 12.974 | 444 | 510 | 954 |
| LLDIKTI XVII | 1.182 | 1.439 | 2.621 | 11.435 | 14.085 | 25.520 | 1.014 | 820 | 1.834 |
| INDONESIA | 33.550 | 52.144 | 85.694 | 336.745 | 401.211 | 737.956 | 36.174 | 31.824 | 67.998 |

Ket :

Jumlah mahasiswa baru (L+P) PTS / The number of new entrants (M/F) of Private Higher Education = 983.710

Jumlah data jenis kelamin yang tidak dilaporkan / The number of missing values of gender = 0

TABEL LANJUTAN 4.16 TABLE CONTINUED

JUMLAH MAHASISWA BARU MENURUT PROGRAM DAN JENIS KELAMIN TIAP LLDIKTI
NUMBER OF NEW ENTRANTS BASED ON LEVEL OF PROGRAM AND GENDER BY REGIONAL OFFICE
 LINGKUP / SCOPE : KEMDIKTISAINTEK / MoHEST
 STATUS / STATUS : SWASTA / PRIVATE
 TAHUN / YEAR : 2025

| Doktoral / Doctoral Program | | | Profesi / Professions | | | Spesialis / Specialist | | | Jumlah / Total | | |
|-----------------------------|--------------|----------------------|-----------------------|---------------|----------------------|------------------------|-----------|----------------------|----------------|----------------|----------------|
| L / M | P / F | Subjml. Sub-total | L / M | P / F | Subjml. Sub-total | L / M | P / F | Subjml. Sub-total | L / M | P / F | L + P M+F |
| (11) | (12) | (13) | (14) | (15) | (16) | (17) | (18) | (19) | (20) | (21) | (22) |
| 133 | 110 | 243 | 1.091 | 7.002 | 8.093 | 9 | 8 | 17 | 26.109 | 41.509 | 67.618 |
| 3 | 4 | 7 | 392 | 2.130 | 2.522 | - | - | - | 18.028 | 23.991 | 42.019 |
| 1.047 | 465 | 1.512 | 2.646 | 7.572 | 10.218 | 39 | 42 | 81 | 70.877 | 74.676 | 145.553 |
| 433 | 242 | 675 | 2.551 | 10.095 | 12.646 | - | - | - | 91.750 | 102.304 | 194.054 |
| 227 | 125 | 352 | 1.076 | 3.623 | 4.699 | - | - | - | 22.025 | 27.008 | 49.033 |
| 545 | 182 | 727 | 2.297 | 9.043 | 11.340 | - | - | - | 38.167 | 53.858 | 92.025 |
| 613 | 272 | 885 | 3.203 | 12.808 | 16.011 | 5 | 3 | 8 | 48.107 | 66.628 | 114.735 |
| 54 | 27 | 81 | 872 | 2.209 | 3.081 | - | - | - | 17.600 | 21.593 | 39.193 |
| 164 | 81 | 245 | 976 | 5.763 | 6.739 | 1 | 8 | 9 | 22.968 | 40.722 | 63.690 |
| 54 | 16 | 70 | 356 | 3.317 | 3.673 | - | - | - | 10.184 | 17.650 | 27.834 |
| - | - | - | 488 | 1.487 | 1.975 | - | - | - | 16.832 | 22.983 | 39.815 |
| 1 | 6 | 7 | 81 | 302 | 383 | - | - | - | 2.528 | 5.133 | 7.661 |
| - | - | - | 197 | 922 | 1.119 | - | - | - | 6.091 | 10.173 | 16.264 |
| - | - | - | 1 | 25 | 26 | - | - | - | 6.729 | 6.714 | 13.443 |
| - | - | - | 103 | 337 | 440 | - | - | - | 8.374 | 12.216 | 20.590 |
| 4 | 4 | 8 | 146 | 820 | 966 | - | - | - | 6.277 | 10.727 | 17.004 |
| 23 | 14 | 37 | 371 | 2.796 | 3.167 | - | - | - | 14.025 | 19.154 | 33.179 |
| 3.301 | 1.548 | 4.849 | 16.847 | 70.251 | 87.098 | 54 | 61 | 115 | 426.671 | 557.039 | 983.710 |

TABEL 4.17 TABLE

JUMLAH MAHASISWA BARU MENURUT PROGRAM DAN JENIS KELAMIN TIAP LLDIKTI
NUMBER OF NEW ENTRANTS BASED ON LEVEL OF PROGRAM AND GENDER BY REGIONAL OFFICE
 LINGKUP / SCOPE : KEMDIKTISAINTEK / MoHEST
 STATUS / STATUS : SWASTA AKADEMIK / ACADEMIC PRIVATE
 TAHUN / YEAR : 2025

| LLDIkti Regional Office | Diploma / Diploma Program | | | Sarjana / Bachelor Program | | | Magister / Master Program | | |
|----------------------------|---------------------------|---------------|----------------------|----------------------------|----------------|----------------------|---------------------------|---------------|----------------------|
| | L / M | P / F | Subjml. Sub-total | L / M | P / F | Subjml. Sub-total | L / M | P / F | Subjml. Sub-total |
| (1) | (2) | (3) | (4) | (5) | (6) | (7) | (8) | (9) | (10) |
| LLDIKTI I | 924 | 2.486 | 3.410 | 20.229 | 27.810 | 48.039 | 2.327 | 2.199 | 4.526 |
| LLDIKTI II | 433 | 1.273 | 1.706 | 15.060 | 18.441 | 33.501 | 1.589 | 1.614 | 3.203 |
| LLDIKTI III | 2.177 | 2.827 | 5.004 | 53.584 | 54.125 | 107.709 | 9.123 | 7.843 | 16.966 |
| LLDIKTI IV | 2.983 | 5.124 | 8.107 | 74.646 | 77.236 | 151.882 | 6.500 | 5.061 | 11.561 |
| LLDIKTI V | 1.202 | 1.641 | 2.843 | 16.750 | 18.398 | 35.148 | 1.590 | 1.660 | 3.250 |
| LLDIKTI VI | 2.053 | 3.728 | 5.781 | 28.462 | 36.400 | 64.862 | 2.949 | 2.679 | 5.628 |
| LLDIKTI VII | 1.316 | 3.003 | 4.319 | 36.875 | 44.306 | 81.181 | 5.086 | 4.533 | 9.619 |
| LLDIKTI VIII | 909 | 1.160 | 2.069 | 13.994 | 16.994 | 30.988 | 993 | 661 | 1.654 |
| LLDIKTI IX | 479 | 2.866 | 3.345 | 17.976 | 27.744 | 45.720 | 2.013 | 2.201 | 4.214 |
| LLDIKTI X | 426 | 1.094 | 1.520 | 8.036 | 11.876 | 19.912 | 758 | 680 | 1.438 |
| LLDIKTI XI | 469 | 1.420 | 1.889 | 13.726 | 17.604 | 31.330 | 998 | 823 | 1.821 |
| LLDIKTI XII | 81 | 450 | 531 | 2.287 | 4.201 | 6.488 | 42 | 28 | 70 |
| LLDIKTI XIII | 196 | 577 | 773 | 4.969 | 7.434 | 12.403 | 214 | 261 | 475 |
| LLDIKTI XIV | 114 | 267 | 381 | 5.849 | 5.906 | 11.755 | 359 | 189 | 548 |
| LLDIKTI XV | 83 | 575 | 658 | 7.750 | 10.794 | 18.544 | 130 | 35 | 165 |
| LLDIKTI XVI | 197 | 876 | 1.073 | 5.117 | 7.857 | 12.974 | 444 | 510 | 954 |
| LLDIKTI XVII | 212 | 643 | 855 | 11.435 | 14.085 | 25.520 | 995 | 800 | 1.795 |
| | - | - | - | - | - | - | - | - | - |
| INDONESIA | 14.254 | 30.010 | 44.264 | 336.745 | 401.211 | 737.956 | 36.110 | 31.777 | 67.887 |

Ket :

Jumlah mahasiswa baru (L+P) PTS Akademik / The number of new entrants (M/F) of Academic Private Higher Education = 941.366

Jumlah data jenis kelamin yang tidak dilaporkan / The number of missing values of gender = 0

TABEL LANJUTAN 4.17 TABLE CONTINUED

JUMLAH MAHASISWA BARU MENURUT PROGRAM DAN JENIS KELAMIN TIAP LLDIKTI
NUMBER OF NEW ENTRANTS BASED ON LEVEL OF PROGRAM AND GENDER BY REGIONAL OFFICE
 LINGKUP / SCOPE : KEMDIKTISAINTEK / MoHES
 STATUS / STATUS : SWASTA AKADEMIK / ACADEMIC PRIVATE
 TAHUN / YEAR : 2025

| Doktoral / Doctoral Program | | | Profesi / Professions | | | Spesialis / Specialist | | | Jumlah / Total | | |
|-----------------------------|--------------|----------------------|-----------------------|---------------|----------------------|------------------------|-----------|----------------------|----------------|----------------|----------------|
| L / M | P / F | Subjml. Sub-total | L / M | P / F | Subjml. Sub-total | L / M | P / F | Subjml. Sub-total | L / M | P / F | L + P M+F |
| (11) | (12) | (13) | (14) | (15) | (16) | (17) | (18) | (19) | (20) | (21) | (22) |
| 133 | 110 | 243 | 1.091 | 7.002 | 8.093 | 9 | 8 | 17 | 24.713 | 39.615 | 64.328 |
| 3 | 4 | 7 | 392 | 2.130 | 2.522 | - | - | - | 17.477 | 23.462 | 40.939 |
| 1.047 | 465 | 1.512 | 2.646 | 7.533 | 10.179 | 39 | 42 | 81 | 68.616 | 72.835 | 141.451 |
| 433 | 242 | 675 | 2.544 | 9.356 | 11.900 | - | - | - | 87.106 | 97.019 | 184.125 |
| 227 | 125 | 352 | 1.076 | 3.623 | 4.699 | - | - | - | 20.845 | 25.447 | 46.292 |
| 545 | 182 | 727 | 2.297 | 9.043 | 11.340 | - | - | - | 36.306 | 52.032 | 88.338 |
| 613 | 272 | 885 | 3.203 | 12.808 | 16.011 | 5 | 3 | 8 | 47.098 | 64.925 | 112.023 |
| 54 | 27 | 81 | 872 | 2.200 | 3.072 | - | - | - | 16.822 | 21.042 | 37.864 |
| 164 | 81 | 245 | 976 | 5.763 | 6.739 | 1 | 8 | 9 | 21.609 | 38.663 | 60.272 |
| 54 | 16 | 70 | 356 | 3.317 | 3.673 | - | - | - | 9.630 | 16.983 | 26.613 |
| - | - | - | 488 | 1.478 | 1.966 | - | - | - | 15.681 | 21.325 | 37.006 |
| 1 | 6 | 7 | 81 | 302 | 383 | - | - | - | 2.492 | 4.987 | 7.479 |
| - | - | - | 197 | 922 | 1.119 | - | - | - | 5.576 | 9.194 | 14.770 |
| - | - | - | 1 | 25 | 26 | - | - | - | 6.323 | 6.387 | 12.710 |
| - | - | - | 103 | 337 | 440 | - | - | - | 8.066 | 11.741 | 19.807 |
| 4 | 4 | 8 | 146 | 820 | 966 | - | - | - | 5.908 | 10.067 | 15.975 |
| 23 | 14 | 37 | 371 | 2.796 | 3.167 | - | - | - | 13.036 | 18.338 | 31.374 |
| 3.301 | 1.548 | 4.849 | 16.840 | 69.455 | 86.295 | 54 | 61 | 115 | 407.304 | 534.062 | 941.366 |

TABEL 4.18 TABLE

JUMLAH MAHASISWA BARU MENURUT PROGRAM DAN JENIS KELAMIN TIAP LLDIKTI
NUMBER OF NEW ENTRANTS BASED ON LEVEL OF PROGRAM AND GENDER BY REGIONAL OFFICE
 LINGKUP / SCOPE : KEMDIKTISAINTEK / MoHES
 STATUS / STATUS : SWASTA VOKASI / VOCATIONAL PRIVATE
 TAHUN / YEAR : 2025

| LLDIkti Regional Office | Diploma / Diploma Program | | | Sarjana / Bachelor Program | | | Magister / Master Program | | |
|----------------------------|---------------------------|---------------|----------------------|----------------------------|----------|----------------------|---------------------------|-----------|----------------------|
| | L / M | P / F | Subjml. Sub-total | L / M | P / F | Subjml. Sub-total | L / M | P / F | Subjml. Sub-total |
| (1) | (2) | (3) | (4) | (5) | (6) | (7) | (8) | (9) | (10) |
| LLDIKTI I | 1.396 | 1.894 | 3.290 | - | - | - | - | - | - |
| LLDIKTI II | 551 | 529 | 1.080 | - | - | - | - | - | - |
| LLDIKTI III | 2.247 | 1.795 | 4.042 | - | - | - | 14 | 7 | 21 |
| LLDIKTI IV | 4.637 | 4.546 | 9.183 | - | - | - | - | - | - |
| LLDIKTI V | 1.180 | 1.561 | 2.741 | - | - | - | - | - | - |
| LLDIKTI VI | 1.861 | 1.826 | 3.687 | - | - | - | - | - | - |
| LLDIKTI VII | 1.009 | 1.703 | 2.712 | - | - | - | - | - | - |
| LLDIKTI VIII | 773 | 535 | 1.308 | - | - | - | 5 | 7 | 12 |
| LLDIKTI IX | 1.333 | 2.046 | 3.379 | - | - | - | 26 | 13 | 39 |
| LLDIKTI X | 554 | 667 | 1.221 | - | - | - | - | - | - |
| LLDIKTI XI | 1.151 | 1.649 | 2.800 | - | - | - | - | - | - |
| LLDIKTI XII | 36 | 146 | 182 | - | - | - | - | - | - |
| LLDIKTI XIII | 515 | 979 | 1.494 | - | - | - | - | - | - |
| LLDIKTI XIV | 406 | 327 | 733 | - | - | - | - | - | - |
| LLDIKTI XV | 308 | 475 | 783 | - | - | - | - | - | - |
| LLDIKTI XVI | 369 | 660 | 1.029 | - | - | - | - | - | - |
| LLDIKTI XVII | 970 | 796 | 1.766 | - | - | - | 19 | 20 | 39 |
| INDONESIA | 19.296 | 22.134 | 41.430 | - | - | - | 64 | 47 | 111 |

Ket :

Jumlah mahasiswa baru (L+P) PTS Vokasi / The number of new entrants (M/F) of Vocational Private Higher Education = **42.344**Jumlah data jenis kelamin yang tidak dilaporkan / The number of missing values of gender = **0**

TABEL LANJUTAN 4.18 TABLE CONTINUED

JUMLAH MAHASISWA BARU MENURUT PROGRAM DAN JENIS KELAMIN TIAP LLDIKTI
NUMBER OF NEW ENTRANTS BASED ON LEVEL OF PROGRAM AND GENDER BY REGIONAL OFFICE
 LINGKUP / SCOPE : KEMDIKTISAINTEK / MoHES
 STATUS / STATUS : SWASTA VOKASI / VOCATIONAL PRIVATE
 TAHUN / YEAR : 2025

| Doktoral / Doctoral Program | | | Profesi / Professions | | | Spesialis / Specialist | | | Jumlah / Total | | |
|-----------------------------|-------|----------------------|-----------------------|-------|----------------------|------------------------|-------|----------------------|----------------|--------|--------------|
| L / M | P / F | Subjml. Sub-total | L / M | P / F | Subjml. Sub-total | L / M | P / F | Subjml. Sub-total | L / M | P / F | L + P M+F |
| (11) | (12) | (13) | (14) | (15) | (16) | (17) | (18) | (19) | (20) | (21) | (22) |
| - | - | - | - | - | - | - | - | - | 1.396 | 1.894 | 3.290 |
| - | - | - | - | - | - | - | - | - | 551 | 529 | 1.080 |
| - | - | - | - | 39 | 39 | - | - | - | 2.261 | 1.841 | 4.102 |
| - | - | - | 7 | 739 | 746 | - | - | - | 4.644 | 5.285 | 9.929 |
| - | - | - | - | - | - | - | - | - | 1.180 | 1.561 | 2.741 |
| - | - | - | - | - | - | - | - | - | 1.861 | 1.826 | 3.687 |
| - | - | - | - | - | - | - | - | - | 1.009 | 1.703 | 2.712 |
| - | - | - | - | 9 | 9 | - | - | - | 778 | 551 | 1.329 |
| - | - | - | - | - | - | - | - | - | 1.359 | 2.059 | 3.418 |
| - | - | - | - | - | - | - | - | - | 554 | 667 | 1.221 |
| - | - | - | - | 9 | 9 | - | - | - | 1.151 | 1.658 | 2.809 |
| - | - | - | - | - | - | - | - | - | 36 | 146 | 182 |
| - | - | - | - | - | - | - | - | - | 515 | 979 | 1.494 |
| - | - | - | - | - | - | - | - | - | 406 | 327 | 733 |
| - | - | - | - | - | - | - | - | - | 308 | 475 | 783 |
| - | - | - | - | - | - | - | - | - | 369 | 660 | 1.029 |
| - | - | - | - | - | - | - | - | - | 989 | 816 | 1.805 |
| - | - | - | 7 | 796 | 803 | - | - | - | 19.367 | 22.977 | 42.344 |

TABEL 4.19 TABLE
PERKEMBANGAN JUMLAH MAHASISWA BARU PERGURUAN TINGGI (PT) TIAP PROVINSI
TREND OF HIGHER EDUCATION (HE) NEW ENTRANTS BY PROVINCE
 LINGKUP / SCOPE : KEMDIKTISAINTEK / MoHES
 STATUS / STATUS : NEGERI + SWASTA / PUBLIC + PRIVATE
 TAHUN / YEAR : 2025

| Provinsi <i>Province</i> | 2019/2020 | | | 2020/2021 | | | 2021/2022 | | |
|-----------------------------|-------------------------|--------------------------|------------------------|-------------------------|--------------------------|------------------------|-------------------------|--------------------------|------------------------|
| | Negeri <i>Public</i> | Swasta <i>Private</i> | Jumlah <i>Total</i> | Negeri <i>Public</i> | Swasta <i>Private</i> | Jumlah <i>Total</i> | Negeri <i>Public</i> | Swasta <i>Private</i> | Jumlah <i>Total</i> |
| (1) | (2) | (3) | (4) | (5) | (6) | (7) | (8) | (9) | (10) |
| D.K.I. Jakarta | 32.057 | 152.525 | 184.582 | 42.609 | 136.561 | 179.170 | 51.219 | 139.951 | 191.170 |
| Jawa Barat | 69.227 | 161.305 | 230.532 | 77.837 | 160.712 | 238.549 | 75.661 | 165.255 | 240.916 |
| Banten | 136.243 | 63.163 | 199.406 | 145.858 | 56.490 | 202.348 | 112.855 | 51.425 | 164.280 |
| Jawa Tengah | 62.898 | 106.953 | 169.851 | 92.743 | 120.140 | 212.883 | 95.195 | 106.199 | 201.394 |
| D.I. Yogyakarta | 46.687 | 59.981 | 106.668 | 49.205 | 71.067 | 120.272 | 54.028 | 64.756 | 118.784 |
| Jawa Timur | 96.849 | 136.400 | 233.249 | 126.865 | 136.274 | 263.139 | 130.430 | 139.863 | 270.293 |
| Aceh | 21.050 | 9.688 | 30.738 | 25.797 | 12.372 | 38.169 | 25.197 | 15.527 | 40.724 |
| Sumatera Utara | 20.159 | 66.472 | 86.631 | 38.875 | 66.070 | 104.945 | 34.444 | 74.363 | 108.807 |
| Sumatera Barat | 29.320 | 21.264 | 50.584 | 37.910 | 20.078 | 57.988 | 39.034 | 19.061 | 58.095 |
| Riau | 8.157 | 22.233 | 30.390 | 15.637 | 21.253 | 36.890 | 15.943 | 26.761 | 42.704 |
| Kepulauan Riau | 2.248 | 9.286 | 11.534 | 6.201 | 7.473 | 13.674 | 6.296 | 7.431 | 13.727 |
| Jambi | 12.685 | 6.464 | 19.149 | 14.007 | 7.828 | 21.835 | 15.203 | 7.432 | 22.635 |
| Sumatera Selatan | 16.538 | 22.933 | 39.471 | 21.044 | 19.500 | 40.544 | 21.703 | 19.779 | 41.482 |
| Bangka Belitung | 1.487 | 1.191 | 2.678 | 2.845 | 1.492 | 4.337 | 3.765 | 1.799 | 5.564 |
| Bengkulu | 5.847 | 4.910 | 10.757 | 10.775 | 5.397 | 16.172 | 10.097 | 6.343 | 16.440 |
| Lampung | 10.948 | 17.379 | 28.327 | 22.719 | 14.398 | 37.117 | 30.881 | 17.014 | 47.895 |
| Kalimantan Barat | 20.361 | 8.097 | 28.458 | 20.592 | 10.054 | 30.646 | 13.964 | 10.753 | 24.717 |
| Kalimantan Tengah | 5.540 | 5.124 | 10.664 | 8.910 | 5.374 | 14.284 | 10.123 | 3.708 | 13.831 |
| Kalimantan Selatan | 12.661 | 13.570 | 26.231 | 15.743 | 13.204 | 28.947 | 13.395 | 12.816 | 26.211 |
| Kalimantan Timur | 19.562 | 11.899 | 31.461 | 20.883 | 12.161 | 33.044 | 21.492 | 10.772 | 32.264 |
| Kalimantan Utara | 1.705 | 762 | 2.467 | 4.080 | 608 | 4.688 | 4.405 | 797 | 5.202 |
| Sulawesi Utara | 13.255 | 8.339 | 21.594 | 21.891 | 8.305 | 30.196 | 26.365 | 6.966 | 33.331 |
| Gorontalo | 6.334 | 4.643 | 10.977 | 10.494 | 6.304 | 16.798 | 11.047 | 5.212 | 16.259 |
| Sulawesi Tengah | 9.637 | 8.069 | 17.706 | 19.268 | 8.876 | 28.144 | 20.619 | 9.605 | 30.224 |
| Sulawesi Selatan | 30.784 | 53.737 | 84.521 | 45.212 | 54.828 | 100.040 | 56.589 | 58.290 | 114.879 |
| Sulawesi Barat | 1.372 | 3.154 | 4.526 | 5.294 | 3.629 | 8.923 | 6.655 | 4.304 | 10.959 |
| Sulawesi Tenggara | 11.957 | 9.969 | 21.926 | 11.973 | 10.047 | 22.020 | 23.184 | 10.973 | 34.157 |
| Maluku | 7.802 | 4.463 | 12.265 | 7.349 | 4.732 | 12.081 | 8.222 | 6.636 | 14.858 |
| Maluku Utara | 3.290 | 4.257 | 7.547 | 3.371 | 4.136 | 7.507 | 3.863 | 4.556 | 8.419 |
| Bali | 15.968 | 21.361 | 37.329 | 25.938 | 21.028 | 46.966 | 28.377 | 20.667 | 49.044 |
| Nusa Tenggara Barat | 7.297 | 15.743 | 23.040 | 15.009 | 19.764 | 34.773 | 16.135 | 19.012 | 35.147 |
| Nusa Tenggara Timur | 8.611 | 18.866 | 27.477 | 14.609 | 19.098 | 33.707 | 14.704 | 20.858 | 35.562 |
| Papua | 10.612 | 9.812 | 20.424 | 12.997 | 10.039 | 23.036 | 12.669 | 12.217 | 24.886 |
| Papua Barat | 2.936 | 4.900 | 7.836 | 2.725 | 5.501 | 8.226 | 2.288 | 5.695 | 7.983 |
| INDONESIA | 762.084 | 1.068.912 | 1.830.996 | 997.265 | 1.074.793 | 2.072.058 | 1.016.047 | 1.086.796 | 2.102.843 |

TABEL LANJUTAN 4.19 TABLE CONTINUED

PERKEMBANGAN JUMLAH MAHASISWA BARU PERGURUAN TINGGI (PT) TIAP PROVINSI
TREND OF HIGHER EDUCATION (HE) NEW ENTRANTS BY PROVINCE
 LINGKUP / SCOPE : KEMDIKTISAINTEK / MoHES
 STATUS / STATUS : NEGERI + SWASTA / PUBLIC + PRIVATE
 TAHUN / YEAR : 2025

| Provinsi <i>Province</i> | 2022/2023 | | | 2023/2024 | | | 2024/2025 | | |
|-----------------------------|-------------------------|--------------------------|------------------------|-------------------------|--------------------------|------------------------|-------------------------|--------------------------|------------------------|
| | Negeri <i>Public</i> | Swasta <i>Private</i> | Jumlah <i>Total</i> | Negeri <i>Public</i> | Swasta <i>Private</i> | Jumlah <i>Total</i> | Negeri <i>Public</i> | Swasta <i>Private</i> | Jumlah <i>Total</i> |
| (1) | (11) | (12) | (13) | (14) | (15) | (16) | (17) | (18) | (19) |
| D.K.I. Jakarta | 32.222 | 141.782 | 174.004 | 32.726 | 145.321 | 178.047 | 32.285 | 142.994 | 175.279 |
| Jawa Barat | 58.491 | 143.917 | 202.408 | 55.657 | 138.428 | 194.085 | 58.709 | 138.847 | 197.556 |
| Banten | 190.613 | 57.057 | 247.670 | 218.374 | 58.236 | 276.610 | 263.560 | 57.766 | 321.326 |
| Jawa Tengah | 63.178 | 112.598 | 175.776 | 64.987 | 103.502 | 168.489 | 59.038 | 92.025 | 151.063 |
| D.I. Yogyakarta | 42.595 | 60.431 | 103.026 | 43.841 | 55.498 | 99.339 | 38.872 | 49.033 | 87.905 |
| Jawa Timur | 107.281 | 131.090 | 238.371 | 115.451 | 125.263 | 240.714 | 101.915 | 114.735 | 216.650 |
| Aceh | 20.208 | 16.397 | 36.605 | 20.293 | 16.523 | 36.816 | 21.087 | 16.264 | 37.351 |
| Sumatera Utara | 23.450 | 73.083 | 96.533 | 23.781 | 71.492 | 95.273 | 21.675 | 67.618 | 89.293 |
| Sumatera Barat | 28.790 | 20.783 | 49.573 | 28.215 | 19.935 | 48.150 | 26.229 | 21.113 | 47.342 |
| Riau | 9.545 | 24.653 | 34.198 | 10.452 | 24.762 | 35.214 | 9.434 | 25.314 | 34.748 |
| Kepulauan Riau | 4.300 | 7.207 | 11.507 | 5.336 | 7.648 | 12.984 | 6.112 | 7.865 | 13.977 |
| Jambi | 8.524 | 6.607 | 15.131 | 8.326 | 5.928 | 14.254 | 9.592 | 6.721 | 16.313 |
| Sumatera Selatan | 13.806 | 21.825 | 35.631 | 14.776 | 19.164 | 33.940 | 13.341 | 17.919 | 31.260 |
| Bangka Belitung | 2.388 | 1.085 | 3.473 | 2.366 | 1.645 | 4.011 | 2.730 | 1.947 | 4.677 |
| Bengkulu | 6.748 | 6.594 | 13.342 | 6.622 | 6.109 | 12.731 | 5.515 | 6.563 | 12.078 |
| Lampung | 19.076 | 16.087 | 35.163 | 16.347 | 16.156 | 32.503 | 15.435 | 15.590 | 31.025 |
| Kalimantan Barat | 13.561 | 9.396 | 22.957 | 13.143 | 7.871 | 21.014 | 11.899 | 8.952 | 20.851 |
| Kalimantan Tengah | 5.610 | 3.772 | 9.382 | 4.875 | 4.207 | 9.082 | 3.844 | 4.606 | 8.450 |
| Kalimantan Selatan | 11.278 | 12.880 | 24.158 | 11.709 | 12.967 | 24.676 | 10.538 | 14.180 | 24.718 |
| Kalimantan Timur | 13.342 | 10.549 | 23.891 | 13.076 | 10.686 | 23.762 | 12.093 | 11.389 | 23.482 |
| Kalimantan Utara | 2.452 | 580 | 3.032 | 2.613 | 640 | 3.253 | 2.391 | 688 | 3.079 |
| Sulawesi Utara | 14.362 | 6.451 | 20.813 | 11.923 | 6.424 | 18.347 | 10.047 | 6.454 | 16.501 |
| Gorontalo | 6.896 | 3.979 | 10.875 | 7.240 | 3.586 | 10.826 | 5.375 | 3.803 | 9.178 |
| Sulawesi Tengah | 11.773 | 6.695 | 18.468 | 10.142 | 6.992 | 17.134 | 10.046 | 6.747 | 16.793 |
| Sulawesi Selatan | 38.123 | 51.525 | 89.648 | 35.345 | 49.237 | 84.582 | 31.684 | 49.709 | 81.393 |
| Sulawesi Barat | 3.400 | 3.357 | 6.757 | 2.478 | 3.482 | 5.960 | 2.535 | 3.053 | 5.588 |
| Sulawesi Tenggara | 12.854 | 9.305 | 22.159 | 11.703 | 10.731 | 22.434 | 10.762 | 10.928 | 21.690 |
| Maluku | 9.018 | 4.907 | 13.925 | 8.338 | 4.642 | 12.980 | 7.124 | 4.932 | 12.056 |
| Maluku Utara | 4.052 | 2.617 | 6.669 | 4.172 | 2.269 | 6.441 | 3.474 | 2.729 | 6.203 |
| Bali | 19.630 | 18.774 | 38.404 | 18.762 | 18.254 | 37.016 | 16.196 | 18.138 | 34.334 |
| Nusa Tenggara Barat | 10.426 | 20.217 | 30.643 | 9.697 | 20.785 | 30.482 | 7.373 | 21.055 | 28.428 |
| Nusa Tenggara Timur | 14.620 | 17.874 | 32.494 | 13.484 | 19.102 | 32.586 | 10.729 | 20.590 | 31.319 |
| Papua | 10.005 | 7.622 | 17.627 | 10.385 | 8.170 | 18.555 | 7.706 | 7.883 | 15.589 |
| Papua Barat | 2.327 | 5.345 | 7.672 | 2.661 | 5.447 | 8.108 | 2.638 | 5.560 | 8.198 |
| INDONESIA | 834.944 | 1.037.041 | 1.871.985 | 859.296 | 1.011.102 | 1.870.398 | 851.983 | 983.710 | 1.835.693 |


Mahasiswa Terdaftar

Enrolled Students

5

Statistik mahasiswa terdaftar pada pendidikan tinggi tahun 2025 memberikan gambaran komprehensif peserta didik yang mencakup dinamika pertumbuhan tahunan, proporsi berdasarkan kelompok kelembagaan, serta karakteristik demografi menurut program pendidikan dan jenis kelamin. Pemetaan sebaran mahasiswa berdasarkan wilayah provinsi dan preferensi rumpun keilmuan turut dijabarkan guna memberikan gambaran utuh mengenai lanskap minat akademik secara nasional.

Higher education enrolled-student statistics for 2025 provide a comprehensive overview of enrolled students, covering year-to-year growth patterns, the share of enrolled students by institutional category, and demographic characteristics by education program and gender. The report also provides a provincial mapping of enrolled students and their preferences across knowledge fields, offering a comprehensive understanding of academic interests nationwide.

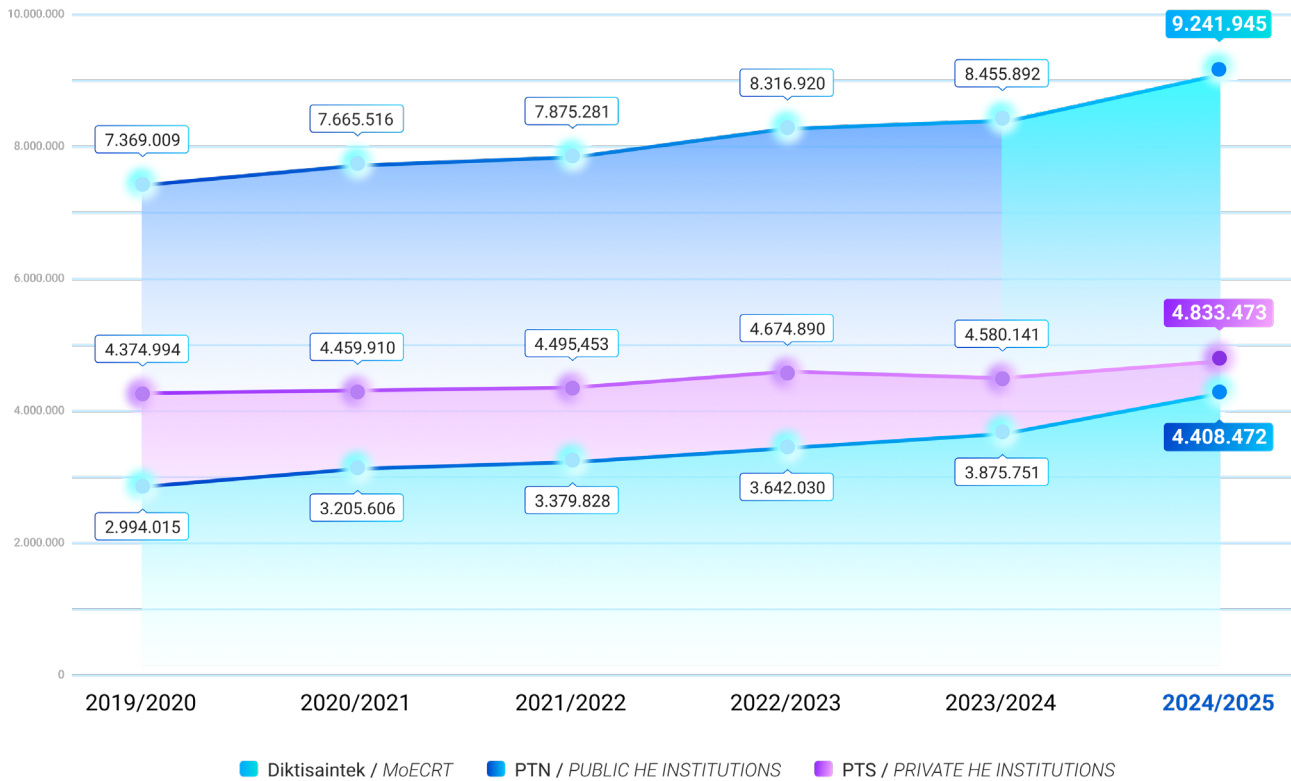


GRAFIK 5.1 GRAPHIC

SEBARAN MAHASISWA TERDAFTAR BERDASARKAN KELOMPOK LEMBAGA
DISTRIBUTION OF ENROLLED STUDENTS BY INSTITUTIONAL CATEGORY

Berdasarkan sebaran mahasiswa menurut kelompok lembaga, Perguruan Tinggi Swasta (PTS) dan Perguruan Tinggi Negeri (PTN) secara berurutan memiliki proporsi mahasiswa terdaftar terbanyak, yaitu mencapai 44,95 persen dan 40,99 persen dari total mahasiswa. Persentase mahasiswa terdaftar ini juga berbanding lurus dengan jumlah program studi pada masing-masing kelompok lembaga. Proporsi program studi pada masing-masing kelompok lembaga secara berturut-turut adalah 54,80 persen prodi di PTS, 23,93 persen prodi di PTN, 18,45 persen prodi di PTA, dan sisanya 2,81 persen prodi PTK.

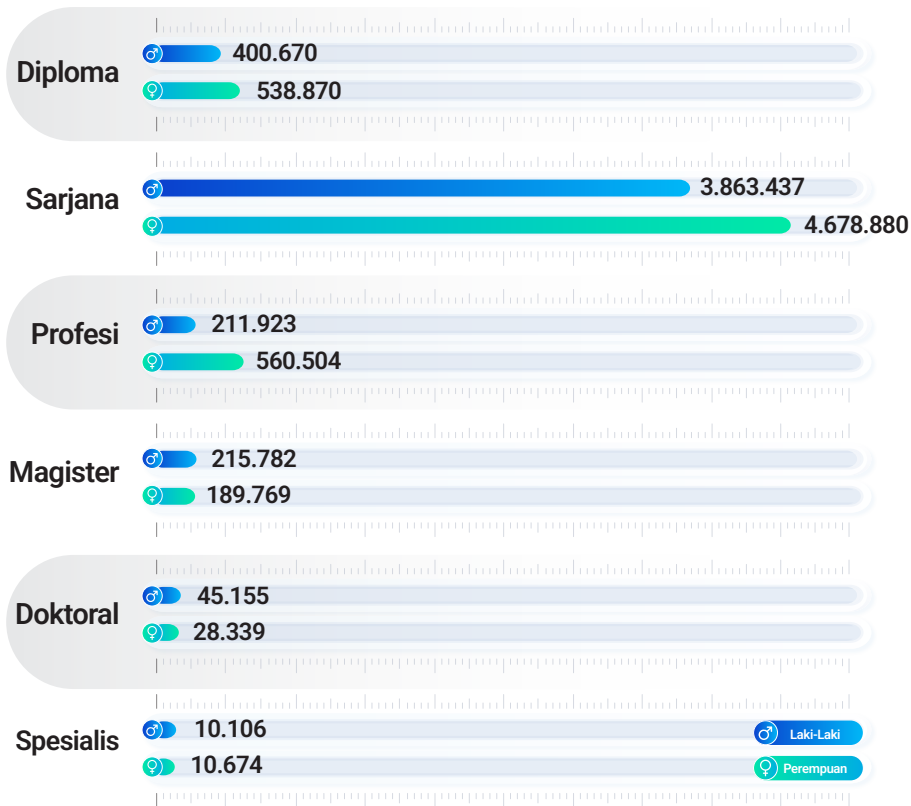
Based on the distribution of enrolled students by institutional category, private and public higher education institutions sequentially record the largest shares, at 44.95 percent and 40.99 percent, respectively. This pattern aligns with the distribution of study programs across institutional categories. In sequential order, private higher education institutions account for 54.80 percent of all study programs, followed by public higher education institutions at 23.93 percent, religious higher education institutions at 18.45 percent, with the remaining 2.81 percent administered by government higher education institutions.



GRAFIK 5.2 GRAPHIC
PERKEMBANGAN JUMLAH MAHASISWA TERDAFTAR PTN DAN PTS
 TRENDS IN ENROLLED STUDENT NUMBERS IN PUBLIC AND PRIVATE HIGHER EDUCATION INSTITUTIONS

Sementara itu, jumlah mahasiswa terdaftar di PTN dan PTS cenderung terus mengalami peningkatan dalam kurun waktu enam tahun terakhir. Tahun 2025 tercatat sebagai tahun dengan peningkatan jumlah mahasiswa terdaftar paling tinggi jika dibandingkan dengan enam tahun sebelumnya, yaitu sebesar 9,29 persen.

Meanwhile, the number of enrolled students in public and private higher education institutions has tended to increase over the past six years. In 2025, enrollment reached its highest level during this period, recording a growth rate of 9.29 percent.



GRAFIK 5.3 GRAPHIC

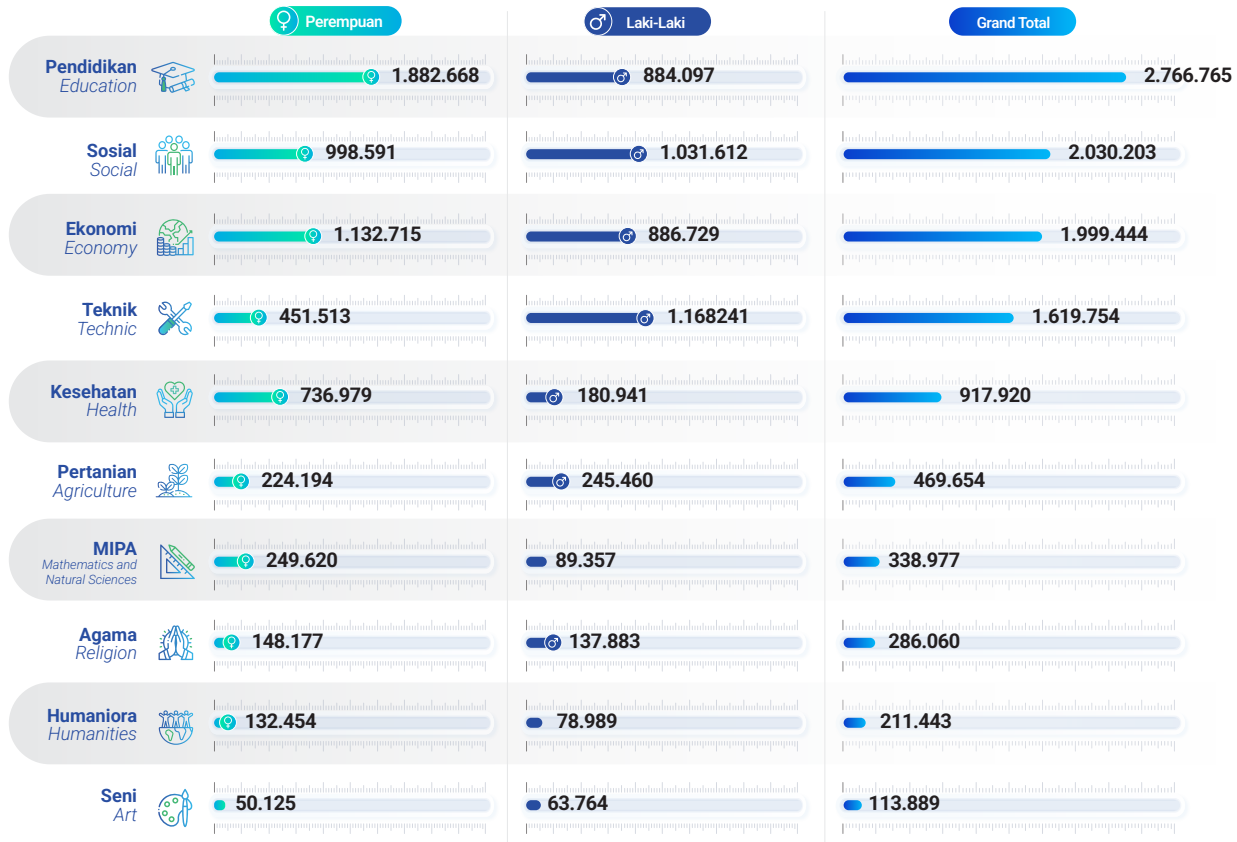
SEBARAN MAHASISWA TERDAFTAR BERDASARKAN PROGRAM PENDIDIKAN DAN JENIS KELAMIN
DISTRIBUTION OF ENROLLED STUDENTS BY PROGRAM OF EDUCATION AND GENDER

Apabila ditinjau berdasarkan program pendidikan, jumlah mahasiswa terdaftar pada program sarjana mendominasi pendidikan tinggi di Indonesia, yakni mencapai 79,43 persen dari total mahasiswa, disusul oleh program diploma sebesar 8,74 persen, magister sebesar 3,77 persen, profesi sebesar 7,18 persen, doktoral sebesar 0,68 persen, dan program spesialis dengan proporsi terkecil, yakni sebesar 0,19 persen.

Dari sisi jenis kelamin, jumlah mahasiswa perempuan secara kuantitas mendominasi pada program sarjana, diploma, dan profesi. Sebaliknya, mahasiswa laki-laki tercatat lebih banyak pada program pendidikan lanjutan magister dan doktoral. Menariknya, pada program spesialis, tingkat partisipasi mahasiswa perempuan kembali menunjukkan angka yang sedikit lebih tinggi dibandingkan laki-laki.

Extending the overview further on the education programs, enrolled student numbers at the bachelor's program dominate higher education in Indonesia, reaching 79.43 percent of the total enrolled students, followed by diploma program at 8.74 percent, master's program at 3.77 percent, profession program at 7.18 percent, doctoral program at 0.68 percent, and specialist program, which represent the smallest share, at 0.19 percent.

Shifting to a gender perspective, female students constitute a larger share in bachelor's, diploma, and profession programs. In contrast, male students account for higher proportions at the master's and doctoral programs. Notably, in specialist program, female student participation again records a slightly higher proportion than that of male students.



GRAFIK 5.4 GRAPHIC

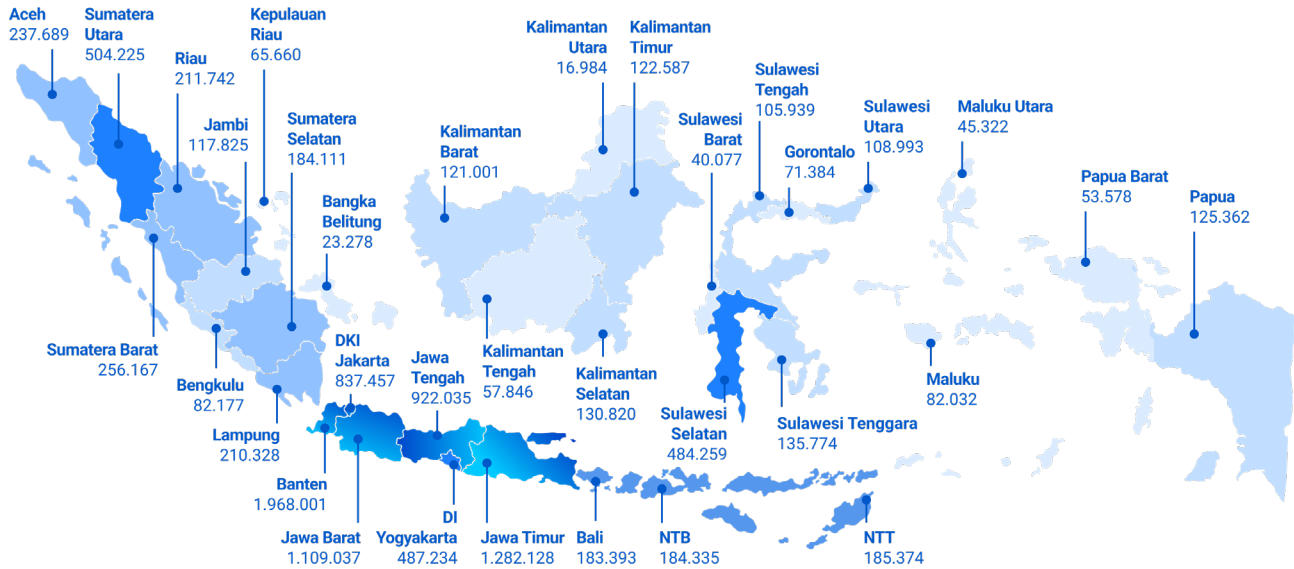
SEBARAN MAHASISWA TERDAFTAR BERDASARKAN BIDANG ILMU DAN JENIS KELAMIN
 DISTRIBUTION OF ENROLLED STUDENTS BY KNOWLEDGE FIELD AND GENDER

Grafik menunjukkan bahwa jumlah mahasiswa terdaftar terbesar terdapat pada bidang ilmu pendidikan sebesar 25,73 persen, bidang ilmu sosial sebesar 18,88 persen, dan bidang ilmu ekonomi sebesar 18,59 persen. bidang ilmu ekonomi, yang pada tahun 2024 menduduki urutan pertama, tergeser oleh bidang ilmu pendidikan dan sosial pada tahun 2025.

The graph shows that the highest proportions of enrolled students are recorded in education program at 25.73 percent, social sciences program at 18.88 percent, and economics program at 18.59 percent. The economics program, which ranked first in 2024, was surpassed by education and social sciences programs in 2025.

Dari sisi jenis kelamin, mahasiswa perempuan mendominasi sebagian besar kelompok bidang, terutama pendidikan, ekonomi, kesehatan, dan MIPA. Sebaliknya, mahasiswa laki-laki lebih banyak di bidang teknik dan pertanian, serta sedikit lebih tinggi di bidang sosial. Sementara itu, bidang agama menunjukkan komposisi yang relatif seimbang, sedangkan seni dan humaniora tetap menjadi kelompok dengan jumlah mahasiswa paling sedikit secara keseluruhan.

From a gender perspective, female students constitute the majority of enrollments in most knowledge-fields, particularly in education, economics, health sciences, mathematics and natural sciences. In contrast, male students are more prevalent in engineering and agriculture, and slightly higher in the social sciences. Religious studies exhibit a relatively balanced gender composition, while the arts and humanities continue to record the lowest numbers of enrolled students among all knowledge fields.



GRAFIK 5.5 GRAPHIC

SEBARAN MAHASISWA TERDAFTAR BERDASARKAN WILAYAH DISTRIBUTION OF ENROLLED STUDENTS BY PROVINCE

Sementara itu, data sebaran mahasiswa terdaftar berdasarkan wilayah menunjukkan bahwa Provinsi Banten, Jawa Timur, Jawa Barat, dan Jawa Tengah memiliki jumlah mahasiswa terdaftar paling banyak dibandingkan wilayah lainnya. Walaupun demikian, jika ditinjau berdasarkan jumlah bidang ilmu, Provinsi Banten berada di urutan ke sembilan walaupun tercatat memiliki jumlah mahasiswa terdaftar tertinggi di Indonesia.

Sementara itu, secara berurutan, Provinsi Sulawesi Barat, Bangka Belitung, dan Kalimantan Utara memiliki jumlah mahasiswa terdaftar paling sedikit di Indonesia. Pola sebaran mahasiswa terdaftar tersebut relatif tidak berbeda terlalu jauh dibandingkan tahun 2024.

Meanwhile, the regional distribution of enrolled students shows that Banten, East Java, West Java, and Central Java record the highest numbers of enrolled students compared with other provinces. Nevertheless, although Banten records the highest number of enrolled students in Indonesia, it ranks only ninth in terms of the number of available study programs.

In sequence, West Sulawesi, Bangka Belitung Islands, and North Kalimantan have the fewest enrolled students in Indonesia. This pattern of relatively low enrollment remains unchanged compared with 2024.

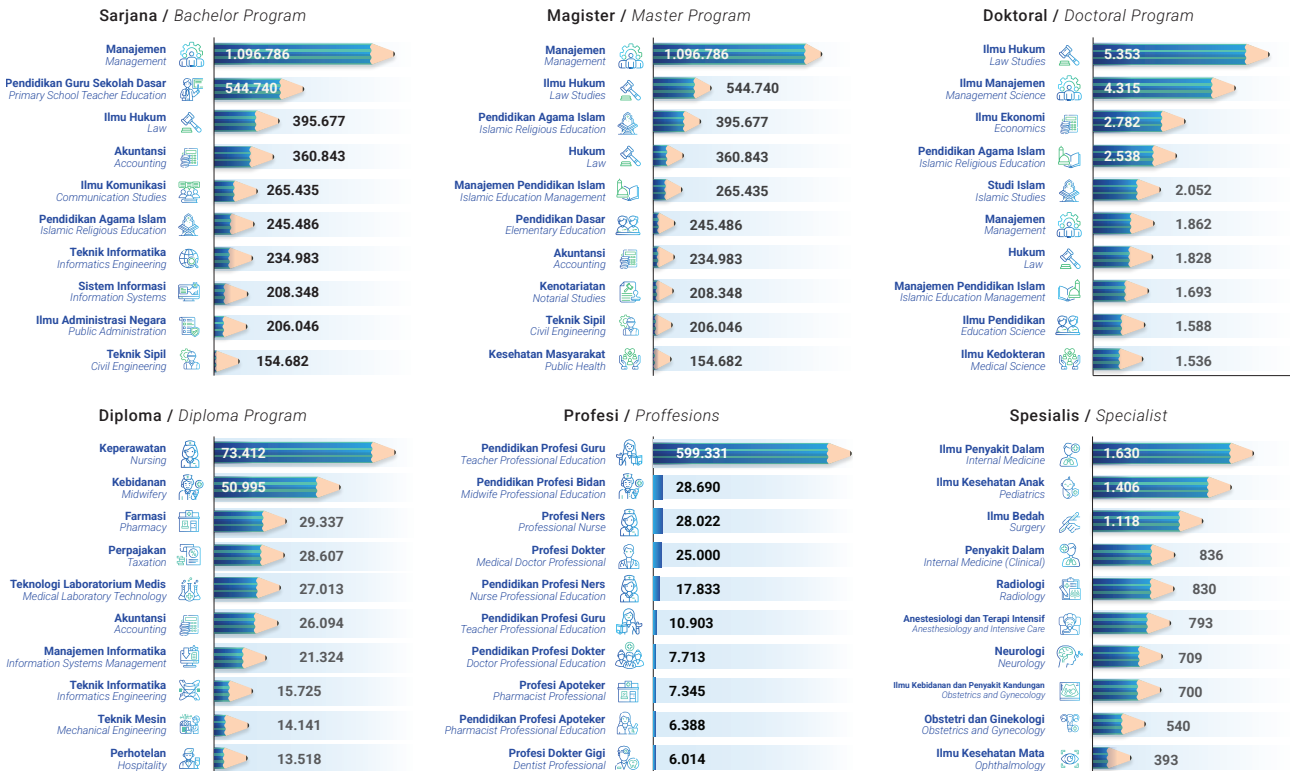


GRAFIK 5.6 GRAPHIC

PROGRAM STUDI DENGAN JUMLAH MAHASISWA TERDAFTAR TERBANYAK
STUDY PROGRAMS WITH THE HIGHEST NUMBER OF ENROLLED STUDENTS

Berdasarkan grafik program studi dengan jumlah mahasiswa terdaftar terbanyak pada tahun 2025, program studi Manajemen menempati posisi pertama dengan jumlah 1.168.252 mahasiswa. Posisi berikutnya ditempati oleh Pendidikan Profesi Guru sebanyak 599.531 mahasiswa dan Pendidikan Guru Sekolah Dasar sebanyak 545.080. Selanjutnya disusul oleh Ilmu Hukum dan Akuntansi. Data ini menunjukkan bahwa program studi pada rumpun manajemen dan kependidikan masih menjadi pilihan utama mahasiswa di Indonesia. Secara berurutan, Program Studi Manajemen dan Pendidikan Profesi Guru mendominasi dengan proporsi mencapai 20,82 persen dan 10,68 persen.

Based on the graph, management records the highest number of enrolled students in 2025, ranking first with 1,168,252 enrolled students. It is followed by teacher profession education with 599,531 and by primary school teacher education with 545,080, while law and accounting occupy the next positions. These data indicate that study programs within management and education-related clusters remain the primary choices of students in Indonesia. Overall, management and teacher profession education programs dominate enrollment, accounting for 20.82 percent and 10.68 percent of total enrolled students, respectively.



GRAFIK 5.7 GRAPHIC

TOP 10 (SEPULUH PROGRAM) STUDI DENGAN MAHASISWA TERDAFTAR TERBANYAK BERDASARKAN JENIS PROGRAM PENDIDIKAN
TOP TEN STUDY PROGRAMS WITH THE LARGEST NUMBER OF ENROLLED STUDENTS WITHIN EACH EDUCATION PROGRAM

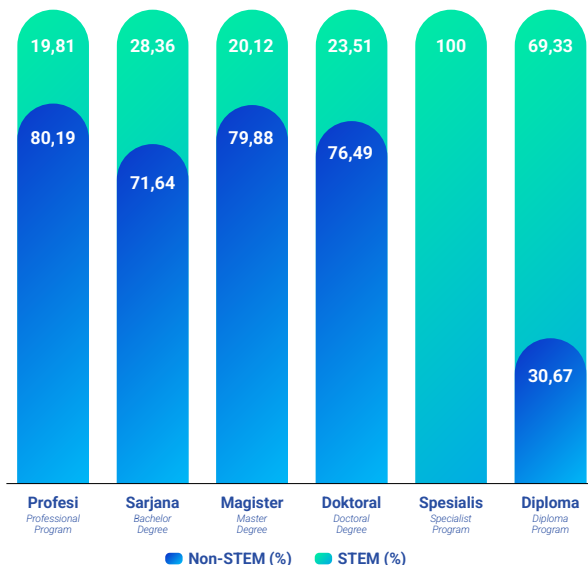
Sebaran program studi dengan jumlah mahasiswa terdaftar terbanyak berdasarkan jenis program pendidikan menunjukkan variasi minat pada setiap program. Pada program sarjana, program studi manajemen menempati posisi teratas dengan jumlah mahasiswa yang paling besar, diikuti oleh pendidikan guru sekolah dasar, ilmu hukum, dan akuntansi. Sementara itu, pada program diploma, program studi keperawatan dan kebidanan menjadi yang paling dominan. Pada program profesi, pendidikan profesi guru dan profesi bidan menempati posisi teratas, sedangkan pada program magister, program studi manajemen dan ilmu hukum menjadi yang paling banyak diminati.

Pada program doktoral, program studi ilmu hukum dan ilmu manajemen tercatat memiliki jumlah mahasiswa terbanyak dibandingkan program studi lainnya. Adapun pada program spesialis, program studi di bidang kesehatan seperti ilmu penyakit dalam, ilmu kesehatan anak, dan ilmu bedah mendominasi jumlah mahasiswa terdaftar.

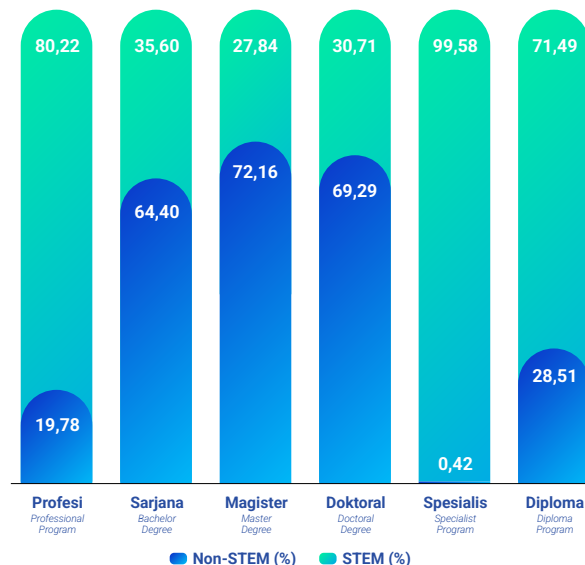
The distribution of study programs with the largest number of enrolled students by education program varies in terms of interest. At the bachelor's programs, management ranks first, followed by primary school teacher education, law, and accounting. In the diploma programs, nursing and midwifery account for the largest number of enrolled students. At the profession programs, teacher profession education and nursing programs dominate, while at the master's programs, management and law are the most in-demand study programs.

In the doctoral programs, law and management enroll the most students. In the specialist program, health-related programs including internal medicine, pediatrics, and surgery account for the majority of the enrollment.

Sebaran Mahasiswa Terdaftar / Distribution of Enrolled Students



Sebaran Ketersediaan Program Studi / Availability of Study Programs



GRAFIK 5.8 GRAPHIC

PROPORSI MAHASISWA TERDAFTAR BERDASARKAN KETERSEDIAAN PROGRAM STUDI
 PROPORTION OF ENROLLED STUDENTS BY EDUCATION PROGRAM AND KNOWLEDGE FIELD

Sementara itu, proporsi mahasiswa terdaftar berdasarkan program pendidikan dan bidang keilmuan menunjukkan kecenderungan yang belum merata pada ketersediaan program studi. Pada program sarjana, magister, dan doktoral masih didominasi oleh bidang non-STEM (*Science, Technology, Engineering, dan Mathematics*) dengan ketersediaan program studi bidang STEM yang masih berada di bawah 40 persen. Kondisi ini menunjukkan perlunya peningkatan kapasitas program studi bidang STEM untuk mengimbangi jumlah mahasiswa terdaftar yang terus meningkat serta memperkuat daya saing global. Pada program sarjana, magister, dan doktoral, proporsi mahasiswa terdaftar pada bidang STEM juga masih belum mencapai 30 persen.

Kondisi yang berbeda terlihat pada program diploma, profesi, dan spesialis. Pada ketiga program ini, jumlah program studi bidang STEM lebih dominan dibandingkan non-STEM. Pada program diploma dan spesialis, distribusi mahasiswa terdaftar relatif sejalan dengan ketersediaan program studi. Namun demikian, pada program profesi terdapat perbedaan pola, di mana program studi bidang STEM lebih banyak tersedia, tetapi jumlah mahasiswa terdaftar justru lebih besar pada bidang non-STEM.

Meanwhile, the proportion of enrolled students by education programs and knowledge field indicates an uneven distribution of study programs. At the bachelor's, master's, and doctoral programs, non-STEM (science, technology, engineering, and mathematics) fields continue to dominate, with STEM programs accounting for less than 40 percent of offerings. This highlights the need to expand the STEM capacity to accommodate the growing number of enrolled students and boost global competitiveness. In the bachelor's, master's, and doctoral programs, the proportion of students enrolled in STEM fields also remains below 30 percent.

A different pattern is observed in the diploma, profession, and specialist programs. In these programs, STEM fields are more prevalent in terms of the number of study programs than non-STEM fields. In the diploma and specialist programs, the distribution of enrolled students is relatively aligned with the availability of study programs. However, in the profession program, a different pattern emerges, where STEM programs are more widely available, yet the number of enrolled students is higher in non-STEM fields.

TABEL 5.1 TABLE

JUMLAH MAHASISWA TERDAFTAR MENURUT BENTUK PENDIDIKAN TIAP PROVINSI
NUMBER OF ENROLLED STUDENTS BASED ON FORM OF EDUCATION BY PROVINCE
 LINGKUP / SCOPE : NASIONAL / NATIONAL
 STATUS / STATUS : NEGERI+SWASTA / PUBLIC+PRIVATE
 TAHUN / YEAR : 2025

| Provinsi <i>Province</i> | Universitas <i>University</i> | Institut <i>Institute</i> | Sekolah Tinggi <i>Sch. of High Learning</i> | Akademi <i>Academy</i> | Akademi Komunitas <i>Community College</i> | Politeknik <i>Polytechnic</i> | Jumlah <i>Total</i> |
|-----------------------------|----------------------------------|------------------------------|--|---------------------------|---|----------------------------------|------------------------|
| (1) | (2) | (3) | (4) | (5) | (6) | (7) | (8) |
| D.K.I. Jakarta | 677.744 | 60.675 | 65.028 | 5.781 | - | 28.229 | 837.457 |
| Jawa Barat | 720.467 | 140.873 | 168.899 | 8.741 | 114 | 69.943 | 1.109.037 |
| Banten | 1.905.486 | 10.166 | 36.687 | 1.386 | - | 14.276 | 1.968.001 |
| Jawa Tengah | 781.296 | 30.344 | 58.422 | 7.447 | 20 | 44.506 | 922.035 |
| D.I. Yogyakarta | 416.238 | 19.346 | 37.207 | 4.236 | 683 | 9.524 | 487.234 |
| Jawa Timur | 990.321 | 103.333 | 116.605 | 5.560 | 562 | 65.747 | 1.282.128 |
| Aceh | 184.422 | 9.021 | 27.038 | 2.901 | 175 | 14.132 | 237.689 |
| Sumatera Utara | 365.285 | 44.011 | 64.236 | 5.688 | - | 25.005 | 504.225 |
| Sumatera Barat | 209.211 | 9.412 | 17.898 | 2.627 | - | 17.019 | 256.167 |
| Riau | 153.321 | 26.851 | 21.771 | 574 | - | 9.225 | 211.742 |
| Kepulauan Riau | 33.385 | 4.644 | 13.400 | 120 | - | 14.111 | 65.660 |
| Jambi | 84.928 | 16.898 | 9.216 | 226 | - | 6.557 | 117.825 |
| Sumatera Selatan | 136.324 | 6.132 | 22.854 | 267 | 43 | 18.491 | 184.111 |
| Bangka Belitung | 13.079 | 7.433 | 197 | - | 28 | 2.541 | 23.278 |
| Bengkulu | 63.666 | 6.107 | 7.392 | 264 | 86 | 4.662 | 82.177 |
| Lampung | 145.623 | 34.347 | 18.626 | 479 | - | 11.253 | 210.328 |
| Kalimantan Barat | 74.997 | 13.399 | 13.059 | 2.029 | - | 17.517 | 121.001 |
| Kalimantan Tengah | 46.368 | 2.635 | 5.359 | 186 | - | 3.298 | 57.846 |
| Kalimantan Selatan | 90.707 | 6.035 | 21.943 | 565 | 6 | 11.564 | 130.820 |
| Kalimantan Timur | 83.074 | 9.530 | 15.935 | 121 | - | 13.927 | 122.587 |
| Kalimantan Utara | 12.991 | - | 1.797 | - | - | 2.196 | 16.984 |
| Sulawesi Utara | 76.379 | 10.244 | 10.825 | 828 | - | 10.717 | 108.993 |
| Gorontalo | 59.657 | 9.077 | 450 | - | - | 2.200 | 71.384 |
| Sulawesi Tengah | 85.847 | 370 | 14.413 | 1.491 | - | 3.818 | 105.939 |
| Sulawesi Selatan | 361.704 | 45.152 | 45.310 | 3.008 | 302 | 28.783 | 484.259 |
| Sulawesi Barat | 28.189 | 2.938 | 8.399 | 250 | - | 301 | 40.077 |
| Sulawesi Tenggara | 104.106 | 11.605 | 13.694 | 181 | 43 | 6.145 | 135.774 |
| Maluku | 57.154 | 6.061 | 10.030 | 172 | - | 8.615 | 82.032 |
| Maluku Utara | 34.260 | 5.713 | 2.471 | 255 | - | 2.623 | 45.322 |
| Bali | 128.477 | 28.577 | 9.124 | 830 | 37 | 16.348 | 183.393 |
| Nusa Tenggara Barat | 130.461 | 18.407 | 28.926 | 960 | 883 | 4.698 | 184.335 |
| Nusa Tenggara Timur | 137.181 | 9.629 | 16.068 | 1.341 | - | 21.155 | 185.374 |
| Papua | 90.488 | 3.906 | 22.317 | 1.409 | - | 7.242 | 125.362 |
| Papua Barat | 37.587 | 1.598 | 8.806 | - | - | 5.587 | 53.578 |
| INDONESIA | 8.520.423 | 714.469 | 934.402 | 59.923 | 2.982 | 521.955 | 10.754.154 |

TABEL 5.2 TABLE

JUMLAH MAHASISWA TERDAFTAR MENURUT BENTUK PENDIDIKAN TIAP PROVINSI

NUMBER OF ENROLLED STUDENTS BASED ON FORM OF EDUCATION BY PROVINCE

LINGKUP / SCOPE : KEMDIKTISAINTEK / MoHES

STATUS / STATUS : NEGERI+SWASTA / PUBLIC+PRIVATE

TAHUN / YEAR : 2025

| Provinsi Province | Universitas University | Institut Institute | Sekolah Tinggi Sch. of High Learning | Akademi Academy | Akademi Komunitas Community College | Politeknik Polytechnic | Jumlah Total |
|----------------------|---------------------------|-----------------------|---|--------------------|--|---------------------------|------------------|
| (1) | (2) | (3) | (4) | (5) | (6) | (7) | (8) |
| D.K.I. Jakarta | 671.704 | 59.294 | 48.497 | 5.781 | - | 14.102 | 799.378 |
| Jawa Barat | 647.265 | 113.124 | 102.466 | 8.543 | 114 | 44.409 | 915.921 |
| Banten | 1.852.629 | 5.432 | 21.885 | 1.386 | - | 3.501 | 1.884.833 |
| Jawa Tengah | 684.041 | 14.990 | 39.020 | 4.331 | 20 | 21.134 | 763.536 |
| D.I. Yogyakarta | 384.757 | 18.522 | 27.033 | 3.641 | 683 | 4.600 | 439.236 |
| Jawa Timur | 836.336 | 71.749 | 67.806 | 5.408 | 562 | 47.310 | 1.029.171 |
| Aceh | 152.157 | 451 | 12.916 | 2.901 | 175 | 7.561 | 176.161 |
| Sumatera Utara | 350.317 | 31.303 | 41.970 | 5.688 | - | 14.967 | 444.245 |
| Sumatera Barat | 169.258 | 8.759 | 12.163 | 2.627 | - | 10.535 | 203.342 |
| Riau | 126.387 | 15.690 | 12.742 | 574 | - | 7.545 | 162.938 |
| Kepulauan Riau | 33.385 | 3.293 | 5.750 | 120 | - | 13.126 | 55.674 |
| Jambi | 61.786 | 1.635 | 7.621 | 226 | - | 692 | 71.960 |
| Sumatera Selatan | 108.488 | 3.059 | 17.746 | 267 | 43 | 11.815 | 141.418 |
| Bangka Belitung | 13.079 | 3.248 | 197 | - | 28 | 1.578 | 18.130 |
| Bengkulu | 53.192 | - | 5.732 | 264 | 86 | 773 | 60.047 |
| Lampung | 95.805 | 31.274 | 8.030 | 479 | - | 6.727 | 142.315 |
| Kalimantan Barat | 73.529 | 4.457 | 7.696 | 2.029 | - | 13.976 | 101.687 |
| Kalimantan Tengah | 40.371 | 82 | 4.053 | 186 | - | 1.040 | 45.732 |
| Kalimantan Selatan | 80.079 | 1.075 | 16.166 | 565 | 6 | 8.582 | 106.473 |
| Kalimantan Timur | 74.752 | 9.530 | 12.468 | 52 | - | 11.511 | 108.313 |
| Kalimantan Utara | 12.991 | - | 1.380 | - | - | 2.196 | 16.567 |
| Sulawesi Utara | 76.379 | 2.780 | 7.344 | 828 | - | 6.506 | 93.837 |
| Gorontalo | 59.657 | - | 450 | - | - | 320 | 60.427 |
| Sulawesi Tengah | 77.296 | 370 | 12.397 | 1.491 | - | 936 | 92.490 |
| Sulawesi Selatan | 323.995 | 23.719 | 37.305 | 2.388 | - | 15.491 | 402.898 |
| Sulawesi Barat | 25.724 | 2.938 | 4.045 | 250 | - | - | 32.957 |
| Sulawesi Tenggara | 104.106 | 2.234 | 10.821 | 181 | - | 3.160 | 120.502 |
| Maluku | 53.558 | 1.589 | 9.185 | 172 | - | 5.841 | 70.345 |
| Maluku Utara | 34.260 | 2.378 | 1.917 | 255 | - | 963 | 39.773 |
| Bali | 123.065 | 25.157 | 8.163 | 830 | 37 | 9.301 | 166.553 |
| Nusa Tenggara Barat | 117.426 | 6.693 | 20.472 | 960 | 883 | - | 146.434 |
| Nusa Tenggara Timur | 137.181 | 4.303 | 11.856 | 1.341 | - | 14.248 | 168.929 |
| Papua | 90.488 | 2.309 | 16.446 | 1.409 | - | 1.100 | 111.752 |
| Papua Barat | 37.587 | - | 7.672 | - | - | 2.712 | 47.971 |
| INDONESIA | 7.783.030 | 471.437 | 621.410 | 55.173 | 2.637 | 308.258 | 9.241.945 |

TABEL 5.3 TABLE

JUMLAH MAHASISWA TERDAFTAR MENURUT BENTUK PENDIDIKAN TIAP PROVINSI

NUMBER OF ENROLLED STUDENTS BASED ON FORM OF EDUCATION BY PROVINCE

LINGKUP / SCOPE : KEMDIKTISAINTEK / MoHES

STATUS / STATUS : NEGERI / PUBLIC

TAHUN / YEAR : 2025

| Provinsi <i>Province</i> | Universitas <i>University</i> | Institut <i>Institute</i> | Sekolah Tinggi <i>Sch. of High Learning</i> | Akademi <i>Academy</i> | Akademi Komunitas <i>Community College</i> | Politeknik <i>Polytechnic</i> | Jumlah <i>Total</i> |
|-----------------------------|----------------------------------|------------------------------|--|---------------------------|---|----------------------------------|------------------------|
| (1) | (2) | (3) | (4) | (5) | (6) | (7) | (8) |
| D.K.I. Jakarta | 127.684 | - | - | - | - | 5.192 | 132.876 |
| Jawa Barat | 152.467 | 68.612 | - | - | - | 23.689 | 244.768 |
| Banten | 1.657.906 | - | - | - | - | - | 1.657.906 |
| Jawa Tengah | 261.771 | 5.403 | - | - | - | 11.001 | 278.175 |
| D.I. Yogyakarta | 164.336 | 7.289 | - | - | 87 | - | 171.712 |
| Jawa Timur | 364.286 | 29.147 | - | - | 448 | 44.078 | 437.959 |
| Aceh | 89.310 | 451 | - | - | 175 | 5.670 | 95.606 |
| Sumatera Utara | 99.559 | - | - | - | - | 8.486 | 108.045 |
| Sumatera Barat | 90.619 | 4.033 | - | - | - | 10.133 | 104.785 |
| Riau | 42.486 | - | - | - | - | 3.929 | 46.415 |
| Kepulauan Riau | 9.006 | - | - | - | - | 12.129 | 21.135 |
| Jambi | 38.127 | - | - | - | - | - | 38.127 |
| Sumatera Selatan | 39.780 | - | - | - | - | 10.961 | 50.741 |
| Bangka Belitung | 8.763 | - | - | - | - | 1.384 | 10.147 |
| Bengkulu | 32.143 | - | - | - | 86 | - | 32.229 |
| Lampung | 39.306 | 20.925 | - | - | - | 6.314 | 66.545 |
| Kalimantan Barat | 44.138 | - | - | - | - | 12.718 | 56.856 |
| Kalimantan Tengah | 26.213 | - | - | - | - | - | 26.213 |
| Kalimantan Selatan | 44.094 | - | - | - | - | 5.874 | 49.968 |
| Kalimantan Timur | 39.054 | 6.073 | - | - | - | 10.580 | 55.707 |
| Kalimantan Utara | 12.122 | - | - | - | - | 363 | 12.485 |
| Sulawesi Utara | 51.253 | - | - | - | - | 6.506 | 57.759 |
| Gorontalo | 38.257 | - | - | - | - | - | 38.257 |
| Sulawesi Tengah | 52.255 | - | - | - | - | - | 52.255 |
| Sulawesi Selatan | 130.071 | 1.006 | - | - | - | 8.928 | 140.005 |
| Sulawesi Barat | 15.379 | - | - | - | - | - | 15.379 |
| Sulawesi Tenggara | 66.106 | - | - | - | - | - | 66.106 |
| Maluku | 37.987 | - | - | - | - | 5.841 | 43.828 |
| Maluku Utara | 19.980 | - | - | - | - | - | 19.980 |
| Bali | 66.998 | 3.571 | - | - | - | 8.346 | 78.915 |
| Nusa Tenggara Barat | 37.474 | - | - | - | - | - | 37.474 |
| Nusa Tenggara Timur | 63.662 | - | - | - | - | 12.755 | 76.417 |
| Papua | 67.990 | 535 | - | - | - | - | 68.525 |
| Papua Barat | 14.004 | - | - | - | - | 1.168 | 15.172 |
| INDONESIA | 4.044.586 | 147.045 | - | - | 796 | 216.045 | 4.408.472 |

TABEL 5.4 TABLE

JUMLAH MAHASISWA TERDAFTAR MENURUT BENTUK PENDIDIKAN TIAP PROVINSI
NUMBER OF ENROLLED STUDENTS BASED ON FORM OF EDUCATION BY PROVINCE
 LINGKUP / SCOPE : KEMDIKTISAINTEK / MoHES
 STATUS / STATUS : SWASTA / PRIVATE
 TAHUN / YEAR : 2025

| Provinsi Province | Universitas University | Institut Institute | Sekolah Tinggi Sch. of High Learning | Akademi Academy | Akademi Komunitas Community College | Politeknik Polytechnic | Jumlah Total |
|----------------------|---------------------------|-----------------------|---|--------------------|--|---------------------------|------------------|
| (1) | (2) | (3) | (4) | (5) | (6) | (7) | (8) |
| D.K.I. Jakarta | 544.020 | 59.294 | 48.497 | 5.781 | - | 8.910 | 666.502 |
| Jawa Barat | 494.798 | 44.512 | 102.466 | 8.543 | 114 | 20.720 | 671.153 |
| Banten | 194.723 | 5.432 | 21.885 | 1.386 | - | 3.501 | 226.927 |
| Jawa Tengah | 422.270 | 9.587 | 39.020 | 4.331 | 20 | 10.133 | 485.361 |
| D.I. Yogyakarta | 220.421 | 11.233 | 27.033 | 3.641 | 596 | 4.600 | 267.524 |
| Jawa Timur | 472.050 | 42.602 | 67.806 | 5.408 | 114 | 3.232 | 591.212 |
| Aceh | 62.847 | - | 12.916 | 2.901 | - | 1.891 | 80.555 |
| Sumatera Utara | 250.758 | 31.303 | 41.970 | 5.688 | - | 6.481 | 336.200 |
| Sumatera Barat | 78.639 | 4.726 | 12.163 | 2.627 | - | 402 | 98.557 |
| Riau | 83.901 | 15.690 | 12.742 | 574 | - | 3.616 | 116.523 |
| Kepulauan Riau | 24.379 | 3.293 | 5.750 | 120 | - | 997 | 34.539 |
| Jambi | 23.659 | 1.635 | 7.621 | 226 | - | 692 | 33.833 |
| Sumatera Selatan | 68.708 | 3.059 | 17.746 | 267 | 43 | 854 | 90.677 |
| Bangka Belitung | 4.316 | 3.248 | 197 | - | 28 | 194 | 7.983 |
| Bengkulu | 21.049 | - | 5.732 | 264 | - | 773 | 27.818 |
| Lampung | 56.499 | 10.349 | 8.030 | 479 | - | 413 | 75.770 |
| Kalimantan Barat | 29.391 | 4.457 | 7.696 | 2.029 | - | 1.258 | 44.831 |
| Kalimantan Tengah | 14.158 | 82 | 4.053 | 186 | - | 1.040 | 19.519 |
| Kalimantan Selatan | 35.985 | 1.075 | 16.166 | 565 | 6 | 2.708 | 56.505 |
| Kalimantan Timur | 35.698 | 3.457 | 12.468 | 52 | - | 931 | 52.606 |
| Kalimantan Utara | 869 | - | 1.380 | - | - | 1.833 | 4.082 |
| Sulawesi Utara | 25.126 | 2.780 | 7.344 | 828 | - | - | 36.078 |
| Gorontalo | 21.400 | - | 450 | - | - | 320 | 22.170 |
| Sulawesi Tengah | 25.041 | 370 | 12.397 | 1.491 | - | 936 | 40.235 |
| Sulawesi Selatan | 193.924 | 22.713 | 37.305 | 2.388 | - | 6.563 | 262.893 |
| Sulawesi Barat | 10.345 | 2.938 | 4.045 | 250 | - | - | 17.578 |
| Sulawesi Tenggara | 38.000 | 2.234 | 10.821 | 181 | - | 3.160 | 54.396 |
| Maluku | 15.571 | 1.589 | 9.185 | 172 | - | - | 26.517 |
| Maluku Utara | 14.280 | 2.378 | 1.917 | 255 | - | 963 | 19.793 |
| Bali | 56.067 | 21.586 | 8.163 | 830 | 37 | 955 | 87.638 |
| Nusa Tenggara Barat | 79.952 | 6.693 | 20.472 | 960 | 883 | - | 108.960 |
| Nusa Tenggara Timur | 73.519 | 4.303 | 11.856 | 1.341 | - | 1.493 | 92.512 |
| Papua | 22.498 | 1.774 | 16.446 | 1.409 | - | 1.100 | 43.227 |
| Papua Barat | 23.583 | - | 7.672 | - | - | 1.544 | 32.799 |
| INDONESIA | 3.738.444 | 324.392 | 621.410 | 55.173 | 1.841 | 92.213 | 4.833.473 |

TABEL 5.5 TABLE

JUMLAH MAHASISWA TERDAFTAR MENURUT BENTUK PENDIDIKAN TIAP PROVINSI

NUMBER OF ENROLLED STUDENTS BASED ON FORM OF EDUCATION BY PROVINCE

LINGKUP / SCOPE : KEMENAG / MoRA

STATUS / STATUS : NEGERI+SWASTA / PUBLIC+PRIVATE

TAHUN / YEAR : 2025

| Provinsi <i>Province</i> | Universitas <i>University</i> | Institut <i>Institute</i> | Sekolah Tinggi <i>Sch. of High Learning</i> | Akademi <i>Academy</i> | Akademi Komunitas <i>Community College</i> | Politeknik <i>Polytechnic</i> | Jumlah <i>Total</i> |
|-----------------------------|----------------------------------|------------------------------|--|---------------------------|---|----------------------------------|------------------------|
| (1) | (2) | (3) | (4) | (5) | (6) | (7) | (8) |
| D.K.I. Jakarta | 6.040 | 1.381 | 14.078 | - | - | - | 21.499 |
| Jawa Barat | 70.052 | 23.187 | 66.433 | - | - | - | 159.672 |
| Banten | 52.857 | 4.734 | 14.010 | - | - | - | 71.601 |
| Jawa Tengah | 97.255 | 15.354 | 19.402 | - | - | - | 132.011 |
| D.I. Yogyakarta | 31.481 | 824 | 5.583 | - | - | - | 37.888 |
| Jawa Timur | 153.985 | 31.584 | 48.313 | - | - | - | 233.882 |
| Aceh | 32.265 | 8.570 | 14.122 | - | - | - | 54.957 |
| Sumatera Utara | 14.968 | 12.708 | 22.266 | - | - | - | 49.942 |
| Sumatera Barat | 39.953 | 653 | 5.735 | - | - | - | 46.341 |
| Riau | 26.934 | 11.161 | 9.029 | - | - | - | 47.124 |
| Kepulauan Riau | - | 1.351 | 7.650 | - | - | - | 9.001 |
| Jambi | 23.142 | 15.263 | 1.595 | - | - | - | 40.000 |
| Sumatera Selatan | 27.836 | 3.073 | 5.108 | - | - | - | 36.017 |
| Bangka Belitung | - | 4.185 | - | - | - | - | 4.185 |
| Bengkulu | 10.474 | 6.107 | 1.660 | - | - | - | 18.241 |
| Lampung | 49.818 | 3.073 | 10.596 | - | - | - | 63.487 |
| Kalimantan Barat | 1.468 | 8.942 | 5.363 | - | - | - | 15.773 |
| Kalimantan Tengah | 5.997 | 2.553 | 1.306 | - | - | - | 9.856 |
| Kalimantan Selatan | 10.628 | 4.960 | 5.777 | - | - | - | 21.365 |
| Kalimantan Timur | 8.322 | - | 3.467 | 69 | - | - | 11.858 |
| Kalimantan Utara | - | - | 417 | - | - | - | 417 |
| Sulawesi Utara | - | 7.464 | 3.481 | - | - | - | 10.945 |
| Gorontalo | - | 9.077 | - | - | - | - | 9.077 |
| Sulawesi Tengah | 8.551 | - | 2.016 | - | - | - | 10.567 |
| Sulawesi Selatan | 37.709 | 21.433 | 8.005 | - | - | - | 67.147 |
| Sulawesi Barat | 2.465 | - | 4.354 | - | - | - | 6.819 |
| Sulawesi Tenggara | - | 9.371 | 2.873 | - | - | - | 12.244 |
| Maluku | 3.596 | 4.472 | 845 | - | - | - | 8.913 |
| Maluku Utara | - | 3.335 | 554 | - | - | - | 3.889 |
| Bali | 5.412 | 3.420 | 961 | - | - | - | 9.793 |
| Nusa Tenggara Barat | 13.035 | 11.714 | 8.454 | - | - | - | 33.203 |
| Nusa Tenggara Timur | - | 5.326 | 4.212 | - | - | - | 9.538 |
| Papua | - | 1.597 | 5.871 | - | - | - | 7.468 |
| Papua Barat | - | 1.598 | 1.134 | - | - | - | 2.732 |
| INDONESIA | 734.243 | 238.470 | 304.670 | 69 | - | - | 1.277.452 |

TABEL 5.6 TABLE

JUMLAH MAHASISWA TERDAFTAR MENURUT BENTUK PENDIDIKAN TIAP PROVINSI
NUMBER OF ENROLLED STUDENTS BASED ON FORM OF EDUCATION BY PROVINCE

 LINGKUP / SCOPE : KEMENAG / MoRA
 STATUS / STATUS : NEGERI / PUBLIC
 TAHUN / YEAR : 2025

| Provinsi <i>Province</i> | Universitas <i>University</i> | Institut <i>Institute</i> | Sekolah Tinggi <i>Sch. of High Learning</i> | Akademi <i>Academy</i> | Akademi Komunitas <i>Community College</i> | Politeknik <i>Polytechnic</i> | Jumlah <i>Total</i> |
|-----------------------------|----------------------------------|------------------------------|--|---------------------------|---|----------------------------------|------------------------|
| (1) | (2) | (3) | (4) | (5) | (6) | (7) | (8) |
| D.K.I. Jakarta | - | - | 233 | - | - | - | 233 |
| Jawa Barat | 59.523 | - | - | - | - | - | 59.523 |
| Banten | 52.803 | - | 575 | - | - | - | 53.378 |
| Jawa Tengah | 97.255 | - | 984 | - | - | - | 98.239 |
| D.I. Yogyakarta | 31.481 | - | - | - | - | - | 31.481 |
| Jawa Timur | 117.494 | 195 | 169 | - | - | - | 117.858 |
| Aceh | 27.091 | 8.570 | 1.502 | - | - | - | 37.163 |
| Sumatera Utara | 14.872 | 3.393 | 3.359 | - | - | - | 21.624 |
| Sumatera Barat | 39.953 | - | - | - | - | - | 39.953 |
| Riau | 26.934 | 2.824 | - | - | - | - | 29.758 |
| Kepulauan Riau | - | - | 1.951 | - | - | - | 1.951 |
| Jambi | 20.155 | 4.433 | - | - | - | - | 24.588 |
| Sumatera Selatan | 26.214 | - | - | - | - | - | 26.214 |
| Bangka Belitung | - | 4.185 | - | - | - | - | 4.185 |
| Bengkulu | 10.474 | 6.107 | - | - | - | - | 16.581 |
| Lampung | 35.044 | - | 220 | - | - | - | 35.264 |
| Kalimantan Barat | - | 8.942 | 1.231 | - | - | - | 10.173 |
| Kalimantan Tengah | 5.997 | 2.553 | - | - | - | - | 8.550 |
| Kalimantan Selatan | 10.628 | - | - | - | - | - | 10.628 |
| Kalimantan Timur | 8.322 | - | - | - | - | - | 8.322 |
| Kalimantan Utara | - | - | - | - | - | - | - |
| Sulawesi Utara | - | 6.647 | - | - | - | - | 6.647 |
| Gorontalo | - | 9.077 | - | - | - | - | 9.077 |
| Sulawesi Tengah | 8.551 | - | 350 | - | - | - | 8.901 |
| Sulawesi Selatan | 36.109 | 17.790 | - | - | - | - | 53.899 |
| Sulawesi Barat | - | - | 2.996 | - | - | - | 2.996 |
| Sulawesi Tenggara | - | 7.667 | 264 | - | - | - | 7.931 |
| Maluku | 3.596 | 4.472 | - | - | - | - | 8.068 |
| Maluku Utara | - | 3.335 | - | - | - | - | 3.335 |
| Bali | 5.412 | 3.420 | - | - | - | - | 8.832 |
| Nusa Tenggara Barat | 13.035 | 1.621 | - | - | - | - | 14.656 |
| Nusa Tenggara Timur | - | 5.326 | - | - | - | - | 5.326 |
| Papua | - | 1.597 | 2.404 | - | - | - | 4.001 |
| Papua Barat | - | 1.598 | - | - | - | - | 1.598 |
| INDONESIA | 650.943 | 103.752 | 16.238 | - | - | - | 770.933 |

TABEL 5.7 TABLE

JUMLAH MAHASISWA TERDAFTAR MENURUT BENTUK PENDIDIKAN TIAP PROVINSI
NUMBER OF ENROLLED STUDENTS BASED ON FORM OF EDUCATION BY PROVINCE

 LINGKUP / SCOPE : KEMENAG / MoRA
 STATUS / STATUS : SWASTA / PRIVATE
 TAHUN / YEAR : 2025

| Provinsi <i>Province</i> | Universitas <i>University</i> | Institut <i>Institute</i> | Sekolah Tinggi <i>Sch. of High Learning</i> | Akademi <i>Academy</i> | Akademi Komunitas <i>Community College</i> | Politeknik <i>Polytechnic</i> | Jumlah <i>Total</i> |
|-----------------------------|----------------------------------|------------------------------|--|---------------------------|---|----------------------------------|------------------------|
| (1) | (2) | (3) | (4) | (5) | (6) | (7) | (8) |
| D.K.I. Jakarta | 6.040 | 1.381 | 13.845 | - | - | - | 21.266 |
| Jawa Barat | 10.529 | 23.187 | 66.433 | - | - | - | 100.149 |
| Banten | 54 | 4.734 | 13.435 | - | - | - | 18.223 |
| Jawa Tengah | - | 15.354 | 18.418 | - | - | - | 33.772 |
| D.I. Yogyakarta | - | 824 | 5.583 | - | - | - | 6.407 |
| Jawa Timur | 36.491 | 31.389 | 48.144 | - | - | - | 116.024 |
| Aceh | 5.174 | - | 12.620 | - | - | - | 17.794 |
| Sumatera Utara | 96 | 9.315 | 18.907 | - | - | - | 28.318 |
| Sumatera Barat | - | 653 | 5.735 | - | - | - | 6.388 |
| Riau | - | 8.337 | 9.029 | - | - | - | 17.366 |
| Kepulauan Riau | - | 1.351 | 5.699 | - | - | - | 7.050 |
| Jambi | 2.987 | 10.830 | 1.595 | - | - | - | 15.412 |
| Sumatera Selatan | 1.622 | 3.073 | 5.108 | - | - | - | 9.803 |
| Bangka Belitung | - | - | - | - | - | - | - |
| Bengkulu | - | - | 1.660 | - | - | - | 1.660 |
| Lampung | 14.774 | 3.073 | 10.376 | - | - | - | 28.223 |
| Kalimantan Barat | 1.468 | - | 4.132 | - | - | - | 5.600 |
| Kalimantan Tengah | - | - | 1.306 | - | - | - | 1.306 |
| Kalimantan Selatan | - | 4.960 | 5.777 | - | - | - | 10.737 |
| Kalimantan Timur | - | - | 3.467 | 69 | - | - | 3.536 |
| Kalimantan Utara | - | - | 417 | - | - | - | 417 |
| Sulawesi Utara | - | 817 | 3.481 | - | - | - | 4.298 |
| Gorontalo | - | - | - | - | - | - | - |
| Sulawesi Tengah | - | - | 1.666 | - | - | - | 1.666 |
| Sulawesi Selatan | 1.600 | 3.643 | 8.005 | - | - | - | 13.248 |
| Sulawesi Barat | 2.465 | - | 1.358 | - | - | - | 3.823 |
| Sulawesi Tenggara | - | 1.704 | 2.609 | - | - | - | 4.313 |
| Maluku | - | - | 845 | - | - | - | 845 |
| Maluku Utara | - | - | 554 | - | - | - | 554 |
| Bali | - | - | 961 | - | - | - | 961 |
| Nusa Tenggara Barat | - | 10.093 | 8.454 | - | - | - | 18.547 |
| Nusa Tenggara Timur | - | - | 4.212 | - | - | - | 4.212 |
| Papua | - | - | 3.467 | - | - | - | 3.467 |
| Papua Barat | - | - | 1.134 | - | - | - | 1.134 |
| INDONESIA | 83.300 | 134.718 | 288.432 | 69 | - | - | 506.519 |

TABEL 5.8 TABLE

JUMLAH MAHASISWA TERDAFTAR MENURUT BENTUK PENDIDIKAN TIAP PROVINSI
NUMBER OF ENROLLED STUDENTS BASED ON FORM OF EDUCATION BY PROVINCE
 LINGKUP / SCOPE : KEMENTERIAN LEMBAGA LAIN / OMal
 STATUS / STATUS : NEGERI / PUBLIC
 TAHUN / YEAR : 2025

| Provinsi <i>Province</i> | Universitas <i>University</i> | Institut <i>Institute</i> | Sekolah Tinggi <i>Sch. of High Learning</i> | Akademi <i>Academy</i> | Akademi Komunitas <i>Community College</i> | Politeknik <i>Polytechnic</i> | Jumlah <i>Total</i> |
|-----------------------------|----------------------------------|------------------------------|--|---------------------------|---|----------------------------------|------------------------|
| (1) | (2) | (3) | (4) | (5) | (6) | (7) | (8) |
| D.K.I. Jakarta | - | - | 2.453 | - | - | 14.127 | 16.580 |
| Jawa Barat | 3.150 | 4.562 | - | 198 | - | 25.534 | 33.444 |
| Banten | - | - | 792 | - | - | 10.775 | 11.567 |
| Jawa Tengah | - | - | - | 3.116 | - | 23.372 | 26.488 |
| D.I. Yogyakarta | - | - | 4.591 | 595 | - | 4.924 | 10.110 |
| Jawa Timur | - | - | 486 | 152 | - | 18.437 | 19.075 |
| Aceh | - | - | - | - | - | 6.571 | 6.571 |
| Sumatera Utara | - | - | - | - | - | 10.038 | 10.038 |
| Sumatera Barat | - | - | - | - | - | 6.484 | 6.484 |
| Riau | - | - | - | - | - | 1.680 | 1.680 |
| Kepulauan Riau | - | - | - | - | - | 985 | 985 |
| Jambi | - | - | - | - | - | 5.865 | 5.865 |
| Sumatera Selatan | - | - | - | - | - | 6.676 | 6.676 |
| Bangka Belitung | - | - | - | - | - | 963 | 963 |
| Bengkulu | - | - | - | - | - | 3.889 | 3.889 |
| Lampung | - | - | - | - | - | 4.526 | 4.526 |
| Kalimantan Barat | - | - | - | - | - | 3.541 | 3.541 |
| Kalimantan Tengah | - | - | - | - | - | 2.258 | 2.258 |
| Kalimantan Selatan | - | - | - | - | - | 2.982 | 2.982 |
| Kalimantan Timur | - | - | - | - | - | 2.416 | 2.416 |
| Kalimantan Utara | - | - | - | - | - | - | - |
| Sulawesi Utara | - | - | - | - | - | 4.211 | 4.211 |
| Gorontalo | - | - | - | - | - | 1.880 | 1.880 |
| Sulawesi Tengah | - | - | - | - | - | 2.882 | 2.882 |
| Sulawesi Selatan | - | - | - | 620 | 302 | 13.292 | 14.214 |
| Sulawesi Barat | - | - | - | - | - | 301 | 301 |
| Sulawesi Tenggara | - | - | - | - | 43 | 2.985 | 3.028 |
| Maluku | - | - | - | - | - | 2.774 | 2.774 |
| Maluku Utara | - | - | - | - | - | 1.660 | 1.660 |
| Bali | - | - | - | - | - | 7.047 | 7.047 |
| Nusa Tenggara Barat | - | - | - | - | - | 4.698 | 4.698 |
| Nusa Tenggara Timur | - | - | - | - | - | 6.907 | 6.907 |
| Papua | - | - | - | - | - | 6.142 | 6.142 |
| Papua Barat | - | - | - | - | - | 2.875 | 2.875 |
| INDONESIA | 3.150 | 4.562 | 8.322 | 4.681 | 345 | 213.697 | 234.757 |

TABEL 5.9 TABLE

JUMLAH MAHASISWA TERDAFTAR MENURUT PROGRAM PENDIDIKAN DAN JENIS KELAMIN TIAP PROVINSI
NUMBER OF ENROLLED STUDENTS BASED ON PROGRAM OF EDUCATION AND GENDER BY PROVINCE

LINGKUP / SCOPE : NASIONAL / NATIONAL
 STATUS / STATUS : NEGERI+SWASTA / PUBLIC+PRIVATE
 TAHUN / YEAR : 2025

| Provinsi Province | Diploma / Diploma Program | | | Sarjana / Bachelor Program | | | Magister / Master Program | | |
|----------------------|---------------------------|----------------|----------------------|----------------------------|------------------|----------------------|---------------------------|----------------|----------------------|
| | L / M | P / F | Subjml. Sub-total | L / M | P / F | Subjml. Sub-total | L / M | P / F | Subjml. Sub-total |
| (1) | (2) | (3) | (4) | (5) | (6) | (7) | (8) | (9) | (10) |
| D.K.I. Jakarta | 31.391 | 35.790 | 67.181 | 325.523 | 317.829 | 643.352 | 35.143 | 28.372 | 63.515 |
| Jawa Barat | 57.110 | 70.046 | 127.156 | 406.981 | 429.824 | 836.805 | 28.538 | 23.706 | 52.244 |
| Banten | 25.097 | 27.173 | 52.270 | 870.741 | 1.009.678 | 1.880.419 | 12.729 | 8.009 | 20.738 |
| Jawa Tengah | 42.486 | 57.910 | 100.396 | 283.228 | 382.172 | 665.400 | 18.340 | 17.014 | 35.354 |
| D.I. Yogyakarta | 21.158 | 25.881 | 47.039 | 161.176 | 174.998 | 336.174 | 15.019 | 17.391 | 32.410 |
| Jawa Timur | 53.351 | 59.468 | 112.819 | 432.338 | 535.560 | 967.898 | 31.357 | 25.913 | 57.270 |
| Aceh | 8.121 | 13.495 | 21.616 | 77.998 | 106.440 | 184.438 | 3.300 | 3.169 | 6.469 |
| Sumatera Utara | 19.083 | 29.083 | 48.166 | 163.113 | 216.796 | 379.909 | 9.694 | 9.112 | 18.806 |
| Sumatera Barat | 14.037 | 19.975 | 34.012 | 79.766 | 121.088 | 200.854 | 3.834 | 4.635 | 8.469 |
| Riau | 7.095 | 8.625 | 15.720 | 76.906 | 98.364 | 175.270 | 3.847 | 3.524 | 7.371 |
| Kepulauan Riau | 7.637 | 6.974 | 14.611 | 21.081 | 26.212 | 47.293 | 950 | 639 | 1.589 |
| Jambi | 2.091 | 6.253 | 8.344 | 42.103 | 54.614 | 96.717 | 2.011 | 1.749 | 3.760 |
| Sumatera Selatan | 9.429 | 14.841 | 24.270 | 61.044 | 83.289 | 144.333 | 3.483 | 3.584 | 7.067 |
| Bangka Belitung | 1.275 | 1.608 | 2.883 | 7.841 | 11.697 | 19.538 | 388 | 321 | 709 |
| Bengkulu | 1.522 | 6.448 | 7.970 | 25.297 | 34.765 | 60.062 | 1.425 | 1.770 | 3.195 |
| Lampung | 5.413 | 10.327 | 15.740 | 77.165 | 100.450 | 177.615 | 6.419 | 5.224 | 11.643 |
| Kalimantan Barat | 8.773 | 12.589 | 21.362 | 37.310 | 47.881 | 85.191 | 1.325 | 1.112 | 2.437 |
| Kalimantan Tengah | 1.099 | 3.570 | 4.669 | 20.398 | 25.375 | 45.773 | 1.080 | 1.105 | 2.185 |
| Kalimantan Selatan | 6.389 | 8.656 | 15.045 | 40.976 | 53.931 | 94.907 | 3.025 | 2.701 | 5.726 |
| Kalimantan Timur | 8.288 | 8.137 | 16.425 | 41.290 | 52.171 | 93.461 | 1.557 | 1.488 | 3.045 |
| Kalimantan Utara | 915 | 1.554 | 2.469 | 4.631 | 7.207 | 11.838 | 245 | 147 | 392 |
| Sulawesi Utara | 5.218 | 8.309 | 13.527 | 36.687 | 52.531 | 89.218 | 1.388 | 1.581 | 2.969 |
| Gorontalo | 826 | 3.123 | 3.949 | 19.855 | 30.528 | 50.383 | 1.070 | 908 | 1.978 |
| Sulawesi Tengah | 2.333 | 5.614 | 7.947 | 40.680 | 51.056 | 91.736 | 1.594 | 1.514 | 3.108 |
| Sulawesi Selatan | 18.035 | 27.969 | 46.004 | 142.247 | 208.584 | 350.831 | 13.769 | 14.490 | 28.259 |
| Sulawesi Barat | 407 | 2.311 | 2.718 | 15.079 | 21.113 | 36.192 | 104 | 62 | 166 |
| Sulawesi Tenggara | 3.207 | 7.682 | 10.889 | 47.984 | 62.189 | 110.173 | 2.408 | 1.673 | 4.081 |
| Maluku | 3.605 | 6.627 | 10.232 | 22.682 | 37.978 | 60.660 | 634 | 588 | 1.222 |
| Maluku Utara | 1.054 | 3.064 | 4.118 | 16.634 | 23.205 | 39.839 | 658 | 368 | 1.026 |
| Bali | 11.182 | 13.361 | 24.543 | 58.318 | 65.949 | 124.267 | 4.234 | 3.939 | 8.173 |
| Nusa Tenggara Barat | 4.496 | 7.389 | 11.885 | 71.420 | 81.228 | 152.648 | 2.279 | 1.445 | 3.724 |
| Nusa Tenggara Timur | 10.415 | 14.296 | 24.711 | 59.347 | 84.147 | 143.494 | 830 | 580 | 1.410 |
| Papua | 4.596 | 7.127 | 11.723 | 56.120 | 46.282 | 102.402 | 2.637 | 1.600 | 4.237 |
| Papua Barat | 3.536 | 3.595 | 7.131 | 19.478 | 23.749 | 43.227 | 468 | 336 | 804 |
| INDONESIA | 400.670 | 538.870 | 939.540 | 3.863.437 | 4.678.880 | 8.542.317 | 215.782 | 189.769 | 405.551 |

Ket :

Jumlah mahasiswa terdaftar (L+P) / The number of enrolled students (M/F) = 10.754.109

Jumlah data jenis kelamin yang tidak dilaporkan / The number of missing values of gender = 45

TABEL LANJUTAN 5.9 TABLE CONTINUED

JUMLAH MAHASISWA TERDAFTAR MENURUT PROGRAM PENDIDIKAN DAN JENIS KELAMIN TIAP PROVINSI

NUMBER OF ENROLLED STUDENTS BASED ON PROGRAM OF EDUCATION AND GENDER BY PROVINCE

LINGKUP / SCOPE : NASIONAL / NATIONAL

STATUS / STATUS : NEGERI+SWASTA / PUBLIC+PRIVATE

TAHUN / YEAR : 2025

| Doktoral / Doctoral Program | | | Profesi / Professions | | | Spesialis / Specialist | | | Jumlah / Total | | |
|-----------------------------|---------------|----------------------|-----------------------|----------------|----------------------|------------------------|---------------|----------------------|------------------|------------------|-------------------|
| L / M | P / F | Subjml. Sub-total | L / M | P / F | Subjml. Sub-total | L / M | P / F | Subjml. Sub-total | L / M | P / F | L + P M + F |
| (11) | (12) | (13) | (14) | (15) | (16) | (17) | (18) | (19) | (20) | (21) | (22) |
| 6.486 | 3.743 | 10.229 | 12.421 | 36.976 | 49.397 | 1.666 | 2.117 | 3.783 | 412.630 | 424.827 | 837.457 |
| 7.153 | 4.530 | 11.683 | 22.411 | 56.796 | 79.207 | 968 | 974 | 1.942 | 523.161 | 585.876 | 1.109.037 |
| 932 | 402 | 1.334 | 3.736 | 9.504 | 13.240 | - | - | - | 913.235 | 1.054.766 | 1.968.001 |
| 5.216 | 3.166 | 8.382 | 30.650 | 79.785 | 110.435 | 1.020 | 1.048 | 2.068 | 380.940 | 541.095 | 922.035 |
| 4.502 | 3.396 | 7.898 | 17.210 | 44.717 | 61.927 | 848 | 938 | 1.786 | 219.913 | 267.321 | 487.234 |
| 8.026 | 4.926 | 12.952 | 36.633 | 91.335 | 127.968 | 1.590 | 1.616 | 3.206 | 563.295 | 718.818 | 1.282.113 |
| 626 | 367 | 993 | 6.136 | 17.484 | 23.620 | 288 | 265 | 553 | 96.469 | 141.220 | 237.689 |
| 1.442 | 1.097 | 2.539 | 11.741 | 41.960 | 53.701 | 556 | 547 | 1.103 | 205.629 | 298.595 | 504.224 |
| 1.208 | 1.081 | 2.289 | 2.226 | 7.688 | 9.914 | 336 | 293 | 629 | 101.407 | 154.760 | 256.167 |
| 458 | 204 | 662 | 2.665 | 9.870 | 12.535 | 122 | 62 | 184 | 91.093 | 120.649 | 211.742 |
| 45 | 28 | 73 | 452 | 1.642 | 2.094 | - | - | - | 30.165 | 35.495 | 65.660 |
| 609 | 359 | 968 | 1.915 | 6.121 | 8.036 | - | - | - | 48.729 | 69.096 | 117.825 |
| 648 | 433 | 1.081 | 1.352 | 5.250 | 6.602 | 356 | 402 | 758 | 76.312 | 107.799 | 184.111 |
| - | - | - | 25 | 123 | 148 | - | - | - | 9.529 | 13.749 | 23.278 |
| 274 | 184 | 458 | 2.615 | 7.877 | 10.492 | - | - | - | 31.133 | 51.044 | 82.177 |
| 692 | 369 | 1.061 | 1.313 | 2.919 | 4.232 | 24 | 13 | 37 | 91.026 | 119.302 | 210.328 |
| 78 | 59 | 137 | 3.921 | 7.953 | 11.874 | - | - | - | 51.407 | 69.594 | 121.001 |
| 68 | 41 | 109 | 1.184 | 3.926 | 5.110 | - | - | - | 23.829 | 34.017 | 57.846 |
| 376 | 193 | 569 | 4.160 | 10.153 | 14.313 | 158 | 102 | 260 | 55.084 | 75.736 | 130.820 |
| 160 | 85 | 245 | 2.639 | 6.757 | 9.396 | 11 | 4 | 15 | 53.945 | 68.642 | 122.587 |
| - | - | - | 516 | 1.769 | 2.285 | - | - | - | 6.307 | 10.677 | 16.984 |
| 288 | 216 | 504 | 515 | 1.608 | 2.123 | 379 | 273 | 652 | 44.475 | 64.518 | 108.993 |
| 80 | 90 | 170 | 3.784 | 11.120 | 14.904 | - | - | - | 25.615 | 45.769 | 71.384 |
| 333 | 199 | 532 | 806 | 1.810 | 2.616 | - | - | - | 45.746 | 60.193 | 105.939 |
| 3.262 | 1.986 | 5.248 | 14.557 | 37.001 | 51.558 | 979 | 1.379 | 2.358 | 192.849 | 291.409 | 484.258 |
| - | - | - | 249 | 752 | 1.001 | - | - | - | 15.839 | 24.238 | 40.077 |
| 310 | 150 | 460 | 2.358 | 7.793 | 10.151 | - | - | - | 56.267 | 79.487 | 135.754 |
| 118 | 77 | 195 | 2.943 | 6.779 | 9.722 | - | - | - | 29.982 | 52.049 | 82.031 |
| 13 | 4 | 17 | 98 | 224 | 322 | - | - | - | 18.457 | 26.865 | 45.322 |
| 1.189 | 789 | 1.978 | 7.405 | 15.636 | 23.041 | 774 | 617 | 1.391 | 83.102 | 100.291 | 183.393 |
| 226 | 56 | 282 | 5.444 | 10.294 | 15.738 | 31 | 24 | 55 | 83.896 | 100.436 | 184.332 |
| 111 | 29 | 140 | 4.859 | 10.757 | 15.616 | - | - | - | 75.562 | 109.809 | 185.371 |
| 179 | 65 | 244 | 2.293 | 4.462 | 6.755 | - | - | - | 65.825 | 59.536 | 125.361 |
| 47 | 15 | 62 | 691 | 1.663 | 2.354 | - | - | - | 24.220 | 29.358 | 53.578 |
| 45.155 | 28.339 | 73.494 | 211.923 | 560.504 | 772.427 | 10.106 | 10.674 | 20.780 | 4.747.073 | 6.007.036 | 10.754.109 |

TABEL 5.10 TABLE

JUMLAH MAHASISWA TERDAFTAR MENURUT PROGRAM PENDIDIKAN DAN JENIS KELAMIN TIAP PROVINSI
NUMBER OF ENROLLED STUDENTS BASED ON PROGRAM OF EDUCATION AND GENDER BY PROVINCE

 LINGKUP / SCOPE : KEMDIKTISAINTEK / MoHEST
 STATUS / STATUS : NEGERI+SWASTA / PUBLIC+PRIVATE
 TAHUN / YEAR : 2025

| Provinsi Province | Diploma / Diploma Program | | | Sarjana / Bachelor Program | | | Magister / Master Program | | |
|----------------------|---------------------------|----------------|----------------------|----------------------------|------------------|----------------------|---------------------------|----------------|----------------------|
| | L / M | P / F | Subjml. Sub-total | L / M | P / F | Subjml. Sub-total | L / M | P / F | Subjml. Sub-total |
| (1) | (2) | (3) | (4) | (5) | (6) | (7) | (8) | (9) | (10) |
| D.K.I. Jakarta | 24.005 | 27.844 | 51.849 | 316.178 | 309.531 | 625.709 | 32.488 | 26.964 | 59.452 |
| Jawa Barat | 46.989 | 51.524 | 98.513 | 339.468 | 348.318 | 687.786 | 22.611 | 20.545 | 43.156 |
| Banten | 18.905 | 21.906 | 40.811 | 845.350 | 970.592 | 1.815.942 | 11.156 | 6.848 | 18.004 |
| Jawa Tengah | 33.205 | 42.545 | 75.750 | 238.458 | 302.988 | 541.446 | 16.144 | 15.124 | 31.268 |
| D.I. Yogyakarta | 17.132 | 20.523 | 37.655 | 148.086 | 160.181 | 308.267 | 12.880 | 15.577 | 28.457 |
| Jawa Timur | 46.769 | 48.487 | 95.256 | 341.395 | 411.054 | 752.449 | 23.815 | 21.054 | 44.869 |
| Aceh | 6.793 | 8.252 | 15.045 | 55.758 | 77.762 | 133.520 | 2.099 | 2.247 | 4.346 |
| Sumatera Utara | 16.494 | 21.878 | 38.372 | 147.467 | 185.190 | 332.657 | 8.887 | 8.425 | 17.312 |
| Sumatera Barat | 12.290 | 15.150 | 27.440 | 65.308 | 93.161 | 158.469 | 3.065 | 3.821 | 6.886 |
| Riau | 6.646 | 7.095 | 13.741 | 58.644 | 71.889 | 130.533 | 3.115 | 2.929 | 6.044 |
| Kepulauan Riau | 7.511 | 6.115 | 13.626 | 17.508 | 21.166 | 38.674 | 736 | 499 | 1.235 |
| Jambi | 1.552 | 1.743 | 3.295 | 26.100 | 33.657 | 59.757 | 983 | 966 | 1.949 |
| Sumatera Selatan | 8.276 | 9.504 | 17.780 | 48.563 | 61.584 | 110.147 | 2.990 | 3.167 | 6.157 |
| Bangka Belitung | 1.182 | 738 | 1.920 | 6.482 | 9.025 | 15.507 | 319 | 236 | 555 |
| Bengkulu | 1.072 | 3.272 | 4.344 | 20.132 | 23.785 | 43.917 | 1.036 | 1.393 | 2.429 |
| Lampung | 4.851 | 6.461 | 11.312 | 54.748 | 66.517 | 121.265 | 2.913 | 2.755 | 5.668 |
| Kalimantan Barat | 8.160 | 10.043 | 18.203 | 31.254 | 38.960 | 70.214 | 992 | 939 | 1.931 |
| Kalimantan Tengah | 792 | 1.786 | 2.578 | 16.993 | 19.389 | 36.382 | 890 | 880 | 1.770 |
| Kalimantan Selatan | 5.870 | 6.193 | 12.063 | 32.947 | 42.229 | 75.176 | 2.715 | 2.433 | 5.148 |
| Kalimantan Timur | 8.045 | 6.425 | 14.470 | 37.002 | 45.618 | 82.620 | 1.234 | 1.176 | 2.410 |
| Kalimantan Utara | 915 | 1.554 | 2.469 | 4.486 | 6.935 | 11.421 | 245 | 147 | 392 |
| Sulawesi Utara | 3.839 | 5.560 | 9.399 | 33.024 | 46.253 | 79.277 | 890 | 1.164 | 2.054 |
| Gorontalo | 553 | 1.516 | 2.069 | 16.729 | 26.171 | 42.900 | 859 | 777 | 1.636 |
| Sulawesi Tengah | 1.686 | 3.488 | 5.174 | 36.891 | 45.224 | 82.115 | 1.432 | 1.361 | 2.793 |
| Sulawesi Selatan | 12.641 | 19.762 | 32.403 | 121.421 | 169.255 | 290.676 | 11.772 | 12.391 | 24.163 |
| Sulawesi Barat | 377 | 2.040 | 2.417 | 12.044 | 17.424 | 29.468 | 39 | 32 | 71 |
| Sulawesi Tenggara | 2.950 | 4.911 | 7.861 | 43.841 | 54.426 | 98.267 | 2.201 | 1.542 | 3.743 |
| Maluku | 3.219 | 4.239 | 7.458 | 20.588 | 33.263 | 53.851 | 472 | 460 | 932 |
| Maluku Utara | 921 | 1.537 | 2.458 | 15.443 | 20.707 | 36.150 | 536 | 290 | 826 |
| Bali | 8.795 | 9.067 | 17.862 | 55.229 | 60.796 | 116.025 | 3.618 | 3.416 | 7.034 |
| Nusa Tenggara Barat | 3.433 | 4.025 | 7.458 | 56.827 | 63.906 | 120.733 | 1.662 | 1.185 | 2.847 |
| Nusa Tenggara Timur | 8.604 | 9.349 | 17.953 | 56.793 | 77.291 | 134.084 | 787 | 538 | 1.325 |
| Papua | 3.070 | 2.753 | 5.823 | 52.710 | 42.897 | 95.607 | 2.419 | 1.510 | 3.929 |
| Papua Barat | 2.541 | 1.715 | 4.256 | 18.560 | 22.096 | 40.656 | 360 | 283 | 643 |
| INDONESIA | 330.083 | 389.000 | 719.083 | 3.392.427 | 3.979.240 | 7.371.667 | 178.360 | 163.074 | 341.434 |

Ket :

Jumlah mahasiswa terdaftar (L+P) Kemdiktisaintek / The number of enrolled students (M/F) of MoHEST = 9.241.902

Jumlah data jenis kelamin yang tidak dilaporkan / The number of missing values of gender = 43

TABEL LANJUTAN 5.10 TABLE CONTINUED

JUMLAH MAHASISWA TERDAFTAR MENURUT PROGRAM PENDIDIKAN DAN JENIS KELAMIN TIAP PROVINSI
NUMBER OF ENROLLED STUDENTS BASED ON PROGRAM OF EDUCATION AND GENDER BY PROVINCE

LINGKUP / SCOPE : KEMDIKTISAINTEK / MoHES
 STATUS / STATUS : NEGERI+SWASTA / PUBLIC+PRIVATE
 TAHUN / YEAR : 2025

| Doktoral / Doctoral Program | | | Profesi / Professions | | | Spesialis / Specialist | | | Jumlah / Total | | |
|-----------------------------|---------------|----------------------|-----------------------|----------------|----------------------|------------------------|---------------|----------------------|------------------|------------------|------------------|
| L / M | P / F | Subjml. Sub-total | L / M | P / F | Subjml. Sub-total | L / M | P / F | Subjml. Sub-total | L / M | P / F | L + P M + F |
| (11) | (12) | (13) | (14) | (15) | (16) | (17) | (18) | (19) | (20) | (21) | (22) |
| 5.690 | 3.535 | 9.225 | 12.417 | 36.943 | 49.360 | 1.666 | 2.117 | 3.783 | 392.444 | 406.934 | 799.378 |
| 5.675 | 4.143 | 9.818 | 20.775 | 53.931 | 74.706 | 968 | 974 | 1.942 | 436.486 | 479.435 | 915.921 |
| 248 | 170 | 418 | 2.416 | 7.242 | 9.658 | - | - | - | 878.075 | 1.006.758 | 1.884.833 |
| 4.671 | 2.974 | 7.645 | 29.222 | 76.137 | 105.359 | 1.020 | 1.048 | 2.068 | 322.720 | 440.816 | 763.536 |
| 3.528 | 3.103 | 6.631 | 15.542 | 40.898 | 56.440 | 848 | 938 | 1.786 | 198.016 | 241.220 | 439.236 |
| 6.227 | 4.376 | 10.603 | 34.677 | 88.097 | 122.774 | 1.590 | 1.616 | 3.206 | 454.473 | 574.684 | 1.029.157 |
| 435 | 300 | 735 | 5.712 | 16.250 | 21.962 | 288 | 265 | 553 | 71.085 | 105.076 | 176.161 |
| 1.257 | 1.020 | 2.277 | 11.451 | 41.072 | 52.523 | 556 | 547 | 1.103 | 186.112 | 258.132 | 444.244 |
| 945 | 951 | 1.896 | 1.627 | 6.395 | 8.022 | 336 | 293 | 629 | 83.571 | 119.771 | 203.342 |
| 233 | 140 | 373 | 2.527 | 9.536 | 12.063 | 122 | 62 | 184 | 71.287 | 91.651 | 162.938 |
| 26 | 19 | 45 | 452 | 1.642 | 2.094 | - | - | - | 26.233 | 29.441 | 55.674 |
| 306 | 232 | 538 | 1.636 | 4.785 | 6.421 | - | - | - | 30.577 | 41.383 | 71.960 |
| 450 | 354 | 804 | 1.178 | 4.594 | 5.772 | 356 | 402 | 758 | 61.813 | 79.605 | 141.418 |
| - | - | - | 25 | 123 | 148 | - | - | - | 8.008 | 10.122 | 18.130 |
| 125 | 116 | 241 | 2.245 | 6.871 | 9.116 | - | - | - | 24.610 | 35.437 | 60.047 |
| 279 | 202 | 481 | 1.069 | 2.483 | 3.552 | 24 | 13 | 37 | 63.884 | 78.431 | 142.315 |
| 78 | 59 | 137 | 3.790 | 7.412 | 11.202 | - | - | - | 44.274 | 57.413 | 101.687 |
| 39 | 20 | 59 | 1.184 | 3.759 | 4.943 | - | - | - | 19.898 | 25.834 | 45.732 |
| 247 | 148 | 395 | 3.768 | 9.663 | 13.431 | 158 | 102 | 260 | 45.705 | 60.768 | 106.473 |
| 109 | 73 | 182 | 2.443 | 6.173 | 8.616 | 11 | 4 | 15 | 48.844 | 59.469 | 108.313 |
| - | - | - | 516 | 1.769 | 2.285 | - | - | - | 6.162 | 10.405 | 16.567 |
| 272 | 205 | 477 | 490 | 1.488 | 1.978 | 379 | 273 | 652 | 38.894 | 54.943 | 93.837 |
| 80 | 90 | 170 | 3.401 | 10.251 | 13.652 | - | - | - | 21.622 | 38.805 | 60.427 |
| 274 | 177 | 451 | 628 | 1.329 | 1.957 | - | - | - | 40.911 | 51.579 | 92.490 |
| 2.665 | 1.676 | 4.341 | 13.491 | 35.465 | 48.956 | 979 | 1.379 | 2.358 | 162.969 | 239.928 | 402.897 |
| - | - | - | 249 | 752 | 1.001 | - | - | - | 12.709 | 20.248 | 32.957 |
| 310 | 150 | 460 | 2.358 | 7.793 | 10.151 | - | - | - | 51.660 | 68.822 | 120.482 |
| 101 | 67 | 168 | 2.440 | 5.495 | 7.935 | - | - | - | 26.820 | 43.524 | 70.344 |
| 13 | 4 | 17 | 98 | 224 | 322 | - | - | - | 17.011 | 22.762 | 39.773 |
| 1.092 | 752 | 1.844 | 7.273 | 15.124 | 22.397 | 774 | 617 | 1.391 | 76.781 | 89.772 | 166.553 |
| 141 | 36 | 177 | 5.263 | 9.898 | 15.161 | 31 | 24 | 55 | 67.357 | 79.074 | 146.431 |
| 80 | 17 | 97 | 4.829 | 10.639 | 15.468 | - | - | - | 71.093 | 97.834 | 168.927 |
| 179 | 65 | 244 | 2.085 | 4.063 | 6.148 | - | - | - | 60.463 | 51.288 | 111.751 |
| 47 | 15 | 62 | 691 | 1.663 | 2.354 | - | - | - | 22.199 | 25.772 | 47.971 |
| 35.822 | 25.189 | 61.011 | 197.968 | 529.959 | 727.927 | 10.106 | 10.674 | 20.780 | 4.144.766 | 5.097.136 | 9.241.902 |

TABEL 5.11 TABLE

JUMLAH MAHASISWA TERDAFTAR MENURUT PROGRAM PENDIDIKAN DAN JENIS KELAMIN TIAP PROVINSI

NUMBER OF ENROLLED STUDENTS BASED ON PROGRAM OF EDUCATION AND GENDER BY PROVINCE

LINGKUP / SCOPE : KEMDIKTISAINTEK / MoHEST

STATUS / STATUS : NEGERI / PUBLIC

TAHUN / YEAR : 2025

| Provinsi Province | Diploma / Diploma Program | | | Sarjana / Bachelor Program | | | Magister / Master Program | | |
|----------------------|---------------------------|----------------|----------------------|----------------------------|------------------|----------------------|---------------------------|---------------|----------------------|
| | L / M | P / F | Subjml. Sub-total | L / M | P / F | Subjml. Sub-total | L / M | P / F | Subjml. Sub-total |
| (1) | (2) | (3) | (4) | (5) | (6) | (7) | (8) | (9) | (10) |
| D.K.I. Jakarta | 6.424 | 8.849 | 15.273 | 30.768 | 45.436 | 76.204 | 6.435 | 7.001 | 13.436 |
| Jawa Barat | 20.255 | 19.473 | 39.728 | 60.226 | 87.717 | 147.943 | 8.982 | 9.649 | 18.631 |
| Banten | 15.206 | 15.859 | 31.065 | 737.875 | 871.429 | 1.609.304 | 6.406 | 4.359 | 10.765 |
| Jawa Tengah | 13.865 | 16.546 | 30.411 | 69.369 | 112.935 | 182.304 | 5.624 | 7.174 | 12.798 |
| D.I. Yogyakarta | 6.324 | 7.943 | 14.267 | 42.742 | 59.123 | 101.865 | 8.309 | 11.142 | 19.451 |
| Jawa Timur | 37.706 | 30.306 | 68.012 | 108.408 | 171.475 | 279.883 | 9.941 | 10.246 | 20.187 |
| Aceh | 4.372 | 2.893 | 7.265 | 26.063 | 43.441 | 69.504 | 1.359 | 1.418 | 2.777 |
| Sumatera Utara | 6.090 | 5.873 | 11.963 | 24.097 | 42.274 | 66.371 | 2.660 | 3.038 | 5.698 |
| Sumatera Barat | 9.285 | 9.100 | 18.385 | 28.532 | 48.359 | 76.891 | 1.675 | 2.720 | 4.395 |
| Riau | 3.239 | 2.896 | 6.135 | 10.385 | 20.058 | 30.443 | 749 | 1.126 | 1.875 |
| Kepulauan Riau | 7.001 | 5.047 | 12.048 | 2.682 | 5.550 | 8.232 | 75 | 40 | 115 |
| Jambi | 501 | 786 | 1.287 | 10.951 | 18.058 | 29.009 | 604 | 739 | 1.343 |
| Sumatera Selatan | 6.171 | 6.127 | 12.298 | 12.435 | 20.536 | 32.971 | 873 | 1.175 | 2.048 |
| Bangka Belitung | 1.089 | 546 | 1.635 | 3.532 | 4.861 | 8.393 | 75 | 44 | 119 |
| Bengkulu | 258 | 1.478 | 1.736 | 8.203 | 11.681 | 19.884 | 731 | 1.110 | 1.841 |
| Lampung | 3.868 | 3.956 | 7.824 | 22.861 | 32.450 | 55.311 | 908 | 1.175 | 2.083 |
| Kalimantan Barat | 6.884 | 6.588 | 13.472 | 14.128 | 18.394 | 32.522 | 838 | 834 | 1.672 |
| Kalimantan Tengah | 23 | 47 | 70 | 9.315 | 11.469 | 20.784 | 262 | 190 | 452 |
| Kalimantan Selatan | 3.623 | 2.976 | 6.599 | 10.986 | 17.075 | 28.061 | 1.295 | 1.263 | 2.558 |
| Kalimantan Timur | 6.332 | 4.492 | 10.824 | 13.920 | 21.054 | 34.974 | 759 | 925 | 1.684 |
| Kalimantan Utara | 195 | 441 | 636 | 3.232 | 5.940 | 9.172 | 245 | 147 | 392 |
| Sulawesi Utara | 3.234 | 3.274 | 6.508 | 19.274 | 28.384 | 47.658 | 640 | 760 | 1.400 |
| Gorontalo | 151 | 386 | 537 | 7.838 | 15.731 | 23.569 | 275 | 346 | 621 |
| Sulawesi Tengah | 676 | 830 | 1.506 | 20.100 | 26.619 | 46.719 | 1.101 | 982 | 2.083 |
| Sulawesi Selatan | 6.912 | 6.104 | 13.016 | 29.142 | 53.769 | 82.911 | 4.126 | 6.059 | 10.185 |
| Sulawesi Barat | 64 | 111 | 175 | 5.538 | 9.605 | 15.143 | 4 | 9 | 13 |
| Sulawesi Tenggara | 1.276 | 566 | 1.842 | 21.944 | 30.144 | 52.088 | 1.522 | 1.075 | 2.597 |
| Maluku | 2.892 | 2.949 | 5.841 | 11.799 | 18.021 | 29.820 | 460 | 434 | 894 |
| Maluku Utara | 28 | 83 | 111 | 7.596 | 11.369 | 18.965 | 410 | 223 | 633 |
| Bali | 5.340 | 5.322 | 10.662 | 19.386 | 26.229 | 45.615 | 1.900 | 2.222 | 4.122 |
| Nusa Tenggara Barat | 883 | 883 | 1.766 | 12.937 | 20.175 | 33.112 | 876 | 830 | 1.706 |
| Nusa Tenggara Timur | 7.078 | 6.022 | 13.100 | 20.559 | 31.518 | 52.077 | 460 | 409 | 869 |
| Papua | 1.501 | 400 | 1.901 | 30.465 | 27.010 | 57.475 | 1.663 | 1.190 | 2.853 |
| Papua Barat | 1.417 | 1.059 | 2.476 | 5.034 | 5.598 | 10.632 | 212 | 191 | 403 |
| INDONESIA | 190.163 | 180.211 | 370.374 | 1.462.322 | 1.973.487 | 3.435.809 | 72.454 | 80.245 | 152.699 |

Ket :

Jumlah mahasiswa terdaftar (L+P) PTN / The number of enrolled students (M/F) of Public Higher Education = 4.408.429

Jumlah data jenis kelamin yang tidak dilaporkan / The number of missing values of gender = 43

TABEL LANJUTAN 5.11 TABLE CONTINUED

JUMLAH MAHASISWA TERDAFTAR MENURUT PROGRAM PENDIDIKAN DAN JENIS KELAMIN TIAP PROVINSI
NUMBER OF ENROLLED STUDENTS BASED ON PROGRAM OF EDUCATION AND GENDER BY PROVINCE
 LINGKUP / SCOPE : KEMDIKTISAINTEK / MoHEST
 STATUS / STATUS : NEGERI / PUBLIC
 TAHUN / YEAR : 2025

| Doktoral / Doctoral Program | | | Profesi / Professions | | | Spesialis / Specialist | | | Jumlah / Total | | |
|-----------------------------|---------------|----------------------|-----------------------|----------------|----------------------|------------------------|---------------|----------------------|------------------|------------------|------------------|
| L / M | P / F | Subjml. Sub-total | L / M | P / F | Subjml. Sub-total | L / M | P / F | Subjml. Sub-total | L / M | P / F | L + P M + F |
| (11) | (12) | (13) | (14) | (15) | (16) | (17) | (18) | (19) | (20) | (21) | (22) |
| 1.980 | 1.778 | 3.758 | 6.057 | 14.560 | 20.617 | 1.572 | 2.016 | 3.588 | 53.236 | 79.640 | 132.876 |
| 3.874 | 3.241 | 7.115 | 10.454 | 18.955 | 29.409 | 968 | 974 | 1.942 | 104.759 | 140.009 | 244.768 |
| 246 | 165 | 411 | 1.321 | 5.040 | 6.361 | - | - | - | 761.054 | 896.852 | 1.657.906 |
| 2.958 | 2.386 | 5.344 | 14.679 | 30.571 | 45.250 | 1.020 | 1.048 | 2.068 | 107.515 | 170.660 | 278.175 |
| 2.952 | 2.792 | 5.744 | 9.355 | 19.244 | 28.599 | 848 | 938 | 1.786 | 70.530 | 101.182 | 171.712 |
| 4.404 | 3.633 | 8.037 | 18.696 | 39.932 | 58.628 | 1.585 | 1.613 | 3.198 | 180.740 | 257.205 | 437.945 |
| 435 | 300 | 735 | 3.973 | 10.799 | 14.772 | 288 | 265 | 553 | 36.490 | 59.116 | 95.606 |
| 852 | 779 | 1.631 | 6.183 | 15.114 | 21.297 | 544 | 540 | 1.084 | 40.426 | 67.618 | 108.044 |
| 812 | 897 | 1.709 | 847 | 1.929 | 2.776 | 336 | 293 | 629 | 41.487 | 63.298 | 104.785 |
| 171 | 116 | 287 | 1.836 | 5.655 | 7.491 | 122 | 62 | 184 | 16.502 | 29.913 | 46.415 |
| - | - | - | 180 | 560 | 740 | - | - | - | 9.938 | 11.197 | 21.135 |
| 306 | 232 | 538 | 1.611 | 4.339 | 5.950 | - | - | - | 13.973 | 24.154 | 38.127 |
| 450 | 354 | 804 | 499 | 1.363 | 1.862 | 356 | 402 | 758 | 20.784 | 29.957 | 50.741 |
| - | - | - | - | - | - | - | - | - | 4.696 | 5.451 | 10.147 |
| 125 | 116 | 241 | 2.138 | 6.389 | 8.527 | - | - | - | 11.455 | 20.774 | 32.229 |
| 262 | 185 | 447 | 286 | 557 | 843 | 24 | 13 | 37 | 28.209 | 38.336 | 66.545 |
| 78 | 59 | 137 | 2.826 | 6.227 | 9.053 | - | - | - | 24.754 | 32.102 | 56.856 |
| 39 | 20 | 59 | 1.163 | 3.685 | 4.848 | - | - | - | 10.802 | 15.411 | 26.213 |
| 247 | 148 | 395 | 3.449 | 8.646 | 12.095 | 158 | 102 | 260 | 19.758 | 30.210 | 49.968 |
| 109 | 73 | 182 | 2.333 | 5.695 | 8.028 | 11 | 4 | 15 | 23.464 | 32.243 | 55.707 |
| - | - | - | 516 | 1.769 | 2.285 | - | - | - | 4.188 | 8.297 | 12.485 |
| 230 | 176 | 406 | 358 | 777 | 1.135 | 379 | 273 | 652 | 24.115 | 33.644 | 57.759 |
| 80 | 90 | 170 | 3.361 | 9.999 | 13.360 | - | - | - | 11.705 | 26.552 | 38.257 |
| 274 | 177 | 451 | 524 | 972 | 1.496 | - | - | - | 22.675 | 29.580 | 52.255 |
| 1.888 | 1.417 | 3.305 | 9.936 | 18.298 | 28.234 | 978 | 1.375 | 2.353 | 52.982 | 87.022 | 140.004 |
| - | - | - | 5 | 43 | 48 | - | - | - | 5.611 | 9.768 | 15.379 |
| 310 | 150 | 460 | 2.268 | 6.831 | 9.099 | - | - | - | 27.320 | 38.766 | 66.086 |
| 87 | 54 | 141 | 2.263 | 4.868 | 7.131 | - | - | - | 17.501 | 26.326 | 43.827 |
| 13 | 4 | 17 | 82 | 172 | 254 | - | - | - | 8.129 | 11.851 | 19.980 |
| 855 | 644 | 1.499 | 5.232 | 10.394 | 15.626 | 774 | 617 | 1.391 | 33.487 | 45.428 | 78.915 |
| 141 | 36 | 177 | 192 | 463 | 655 | 31 | 24 | 55 | 15.060 | 22.411 | 37.471 |
| 80 | 17 | 97 | 3.431 | 6.841 | 10.272 | - | - | - | 31.608 | 44.807 | 76.415 |
| 179 | 65 | 244 | 2.053 | 3.998 | 6.051 | - | - | - | 35.861 | 32.663 | 68.524 |
| 47 | 15 | 62 | 425 | 1.174 | 1.599 | - | - | - | 7.135 | 8.037 | 15.172 |
| 24.484 | 20.119 | 44.603 | 118.532 | 265.859 | 384.391 | 9.994 | 10.559 | 20.553 | 1.877.949 | 2.530.480 | 4.408.429 |

TABEL 5.12 TABLE
JUMLAH MAHASISWA TERDAFTAR MENURUT PROGRAM PENDIDIKAN DAN JENIS KELAMIN TIAP PROVINSI
 NUMBER OF ENROLLED STUDENTS BASED ON PROGRAM OF EDUCATION AND GENDER BY PROVINCE
 LINGKUP / SCOPE : KEMDIKTISAINTEK / MoHES
 STATUS / STATUS : SWASTA / PRIVATE
 TAHUN / YEAR : 2025

| Provinsi Province | Diploma / Diploma Program | | | Sarjana / Bachelor Program | | | Magister / Master Program | | |
|----------------------|---------------------------|----------------|----------------------|----------------------------|------------------|----------------------|---------------------------|---------------|----------------------|
| | L / M | P / F | Subjml. Sub-total | L / M | P / F | Subjml. Sub-total | L / M | P / F | Subjml. Sub-total |
| (1) | (2) | (3) | (4) | (5) | (6) | (7) | (8) | (9) | (10) |
| D.K.I. Jakarta | 17.581 | 18.995 | 36.576 | 285.410 | 264.095 | 549.505 | 26.053 | 19.963 | 46.016 |
| Jawa Barat | 26.734 | 32.051 | 58.785 | 279.242 | 260.601 | 539.843 | 13.629 | 10.896 | 24.525 |
| Banten | 3.699 | 6.047 | 9.746 | 107.475 | 99.163 | 206.638 | 4.750 | 2.489 | 7.239 |
| Jawa Tengah | 19.340 | 25.999 | 45.339 | 169.089 | 190.053 | 359.142 | 10.520 | 7.950 | 18.470 |
| D.I. Yogyakarta | 10.808 | 12.580 | 23.388 | 105.344 | 101.058 | 206.402 | 4.571 | 4.435 | 9.006 |
| Jawa Timur | 9.063 | 18.181 | 27.244 | 232.987 | 239.579 | 472.566 | 13.874 | 10.808 | 24.682 |
| Aceh | 2.421 | 5.359 | 7.780 | 29.695 | 34.321 | 64.016 | 740 | 829 | 1.569 |
| Sumatera Utara | 10.404 | 16.005 | 26.409 | 123.370 | 142.916 | 266.286 | 6.227 | 5.387 | 11.614 |
| Sumatera Barat | 3.005 | 6.050 | 9.055 | 36.776 | 44.802 | 81.578 | 1.390 | 1.101 | 2.491 |
| Riau | 3.407 | 4.199 | 7.606 | 48.259 | 51.831 | 100.090 | 2.366 | 1.803 | 4.169 |
| Kepulauan Riau | 510 | 1.068 | 1.578 | 14.826 | 15.616 | 30.442 | 661 | 459 | 1.120 |
| Jambi | 1.051 | 957 | 2.008 | 15.149 | 15.599 | 30.748 | 379 | 227 | 606 |
| Sumatera Selatan | 2.105 | 3.377 | 5.482 | 36.128 | 41.048 | 77.176 | 2.117 | 1.992 | 4.109 |
| Bangka Belitung | 93 | 192 | 285 | 2.950 | 4.164 | 7.114 | 244 | 192 | 436 |
| Bengkulu | 814 | 1.794 | 2.608 | 11.929 | 12.104 | 24.033 | 305 | 283 | 588 |
| Lampung | 983 | 2.505 | 3.488 | 31.887 | 34.067 | 65.954 | 2.005 | 1.580 | 3.585 |
| Kalimantan Barat | 1.276 | 3.455 | 4.731 | 17.126 | 20.566 | 37.692 | 154 | 105 | 259 |
| Kalimantan Tengah | 769 | 1.739 | 2.508 | 7.678 | 7.920 | 15.598 | 628 | 690 | 1.318 |
| Kalimantan Selatan | 2.247 | 3.217 | 5.464 | 21.961 | 25.154 | 47.115 | 1.420 | 1.170 | 2.590 |
| Kalimantan Timur | 1.713 | 1.933 | 3.646 | 23.082 | 24.564 | 47.646 | 475 | 251 | 726 |
| Kalimantan Utara | 720 | 1.113 | 1.833 | 1.254 | 995 | 2.249 | - | - | - |
| Sulawesi Utara | 605 | 2.286 | 2.891 | 13.750 | 17.869 | 31.619 | 250 | 404 | 654 |
| Gorontalo | 402 | 1.130 | 1.532 | 8.891 | 10.440 | 19.331 | 584 | 431 | 1.015 |
| Sulawesi Tengah | 1.010 | 2.658 | 3.668 | 16.791 | 18.605 | 35.396 | 331 | 379 | 710 |
| Sulawesi Selatan | 5.729 | 13.658 | 19.387 | 92.279 | 115.486 | 207.765 | 7.646 | 6.332 | 13.978 |
| Sulawesi Barat | 313 | 1.929 | 2.242 | 6.506 | 7.819 | 14.325 | 35 | 23 | 58 |
| Sulawesi Tenggara | 1.674 | 4.345 | 6.019 | 21.897 | 24.282 | 46.179 | 679 | 467 | 1.146 |
| Maluku | 327 | 1.290 | 1.617 | 8.789 | 15.242 | 24.031 | 12 | 26 | 38 |
| Maluku Utara | 893 | 1.454 | 2.347 | 7.847 | 9.338 | 17.185 | 126 | 67 | 193 |
| Bali | 3.455 | 3.745 | 7.200 | 35.843 | 34.567 | 70.410 | 1.718 | 1.194 | 2.912 |
| Nusa Tenggara Barat | 2.550 | 3.142 | 5.692 | 43.890 | 43.731 | 87.621 | 786 | 355 | 1.141 |
| Nusa Tenggara Timur | 1.526 | 3.327 | 4.853 | 36.234 | 45.773 | 82.007 | 327 | 129 | 456 |
| Papua | 1.569 | 2.353 | 3.922 | 22.245 | 15.887 | 38.132 | 756 | 320 | 1.076 |
| Papua Barat | 1.124 | 656 | 1.780 | 13.526 | 16.498 | 30.024 | 148 | 92 | 240 |
| INDONESIA | 139.920 | 208.789 | 348.709 | 1.930.105 | 2.005.753 | 3.935.858 | 105.906 | 82.829 | 188.735 |

Ket :

Jumlah mahasiswa terdaftar (L+P) PTS / The number of enrolled students (M/F) of Private Higher Education = 4.833.473

Jumlah data jenis kelamin yang tidak dilaporkan / The number of missing values of gender = 0

TABEL LANJUTAN 5.12 TABLE CONTINUED

JUMLAH MAHASISWA TERDAFTAR MENURUT PROGRAM PENDIDIKAN DAN JENIS KELAMIN TIAP PROVINSI
NUMBER OF ENROLLED STUDENTS BASED ON PROGRAM OF EDUCATION AND GENDER BY PROVINCE
 LINGKUP / SCOPE : KEMDIKTISAINTEK / MoHESST
 STATUS / STATUS : SWASTA / PRIVATE
 TAHUN / YEAR : 2025

| Doktoral / Doctoral Program | | | Profesi / Professions | | | Spesialis / Specialist | | | Jumlah / Total | | |
|-----------------------------|--------------|----------------------|-----------------------|----------------|----------------------|------------------------|------------|----------------------|------------------|------------------|------------------|
| L / M | P / F | Subjml. Sub-total | L / M | P / F | Subjml. Sub-total | L / M | P / F | Subjml. Sub-total | L / M | P / F | L + P M + F |
| (11) | (12) | (13) | (14) | (15) | (16) | (17) | (18) | (19) | (20) | (21) | (22) |
| 3.710 | 1.757 | 5.467 | 6.360 | 22.383 | 28.743 | 94 | 101 | 195 | 339.208 | 327.294 | 666.502 |
| 1.801 | 902 | 2.703 | 10.321 | 34.976 | 45.297 | - | - | - | 331.727 | 339.426 | 671.153 |
| 2 | 5 | 7 | 1.095 | 2.202 | 3.297 | - | - | - | 117.021 | 109.906 | 226.927 |
| 1.713 | 588 | 2.301 | 14.543 | 45.566 | 60.109 | - | - | - | 215.205 | 270.156 | 485.361 |
| 576 | 311 | 887 | 6.187 | 21.654 | 27.841 | - | - | - | 127.486 | 140.038 | 267.524 |
| 1.823 | 743 | 2.566 | 15.981 | 48.165 | 64.146 | 5 | 3 | 8 | 273.733 | 317.479 | 591.212 |
| - | - | - | 1.739 | 5.451 | 7.190 | - | - | - | 34.595 | 45.960 | 80.555 |
| 405 | 241 | 646 | 5.268 | 25.958 | 31.226 | 12 | 7 | 19 | 145.686 | 190.514 | 336.200 |
| 133 | 54 | 187 | 780 | 4.466 | 5.246 | - | - | - | 42.084 | 56.473 | 98.557 |
| 62 | 24 | 86 | 691 | 3.881 | 4.572 | - | - | - | 54.785 | 61.738 | 116.523 |
| 26 | 19 | 45 | 272 | 1.082 | 1.354 | - | - | - | 16.295 | 18.244 | 34.539 |
| - | - | - | 25 | 446 | 471 | - | - | - | 16.604 | 17.229 | 33.833 |
| - | - | - | 679 | 3.231 | 3.910 | - | - | - | 41.029 | 49.648 | 90.677 |
| - | - | - | 25 | 123 | 148 | - | - | - | 3.312 | 4.671 | 7.983 |
| - | - | - | 107 | 482 | 589 | - | - | - | 13.155 | 14.663 | 27.818 |
| 17 | 17 | 34 | 783 | 1.926 | 2.709 | - | - | - | 35.675 | 40.095 | 75.770 |
| - | - | - | 964 | 1.185 | 2.149 | - | - | - | 19.520 | 25.311 | 44.831 |
| - | - | - | 21 | 74 | 95 | - | - | - | 9.096 | 10.423 | 19.519 |
| - | - | - | 319 | 1.017 | 1.336 | - | - | - | 25.947 | 30.558 | 56.505 |
| - | - | - | 110 | 478 | 588 | - | - | - | 25.380 | 27.226 | 52.606 |
| - | - | - | - | - | - | - | - | - | 1.974 | 2.108 | 4.082 |
| 42 | 29 | 71 | 132 | 711 | 843 | - | - | - | 14.779 | 21.299 | 36.078 |
| - | - | - | 40 | 252 | 292 | - | - | - | 9.917 | 12.253 | 22.170 |
| - | - | - | 104 | 357 | 461 | - | - | - | 18.236 | 21.999 | 40.235 |
| 777 | 259 | 1.036 | 3.555 | 17.167 | 20.722 | 1 | 4 | 5 | 109.987 | 152.906 | 262.893 |
| - | - | - | 244 | 709 | 953 | - | - | - | 7.098 | 10.480 | 17.578 |
| - | - | - | 90 | 962 | 1.052 | - | - | - | 24.340 | 30.056 | 54.396 |
| 14 | 13 | 27 | 177 | 627 | 804 | - | - | - | 9.319 | 17.198 | 26.517 |
| - | - | - | 16 | 52 | 68 | - | - | - | 8.882 | 10.911 | 19.793 |
| 237 | 108 | 345 | 2.041 | 4.730 | 6.771 | - | - | - | 43.294 | 44.344 | 87.638 |
| - | - | - | 5.071 | 9.435 | 14.506 | - | - | - | 52.297 | 56.663 | 108.960 |
| - | - | - | 1.398 | 3.798 | 5.196 | - | - | - | 39.485 | 53.027 | 92.512 |
| - | - | - | 32 | 65 | 97 | - | - | - | 24.602 | 18.625 | 43.227 |
| - | - | - | 266 | 489 | 755 | - | - | - | 15.064 | 17.735 | 32.799 |
| 11.338 | 5.070 | 16.408 | 79.436 | 264.100 | 343.536 | 112 | 115 | 227 | 2.266.817 | 2.566.656 | 4.833.473 |

TABEL 5.13 TABLE

JUMLAH MAHASISWA TERDAFTAR MENURUT PROGRAM PENDIDIKAN DAN JENIS KELAMIN TIAP PERGURUAN TINGGI (PT) NEGERI
NUMBER OF ENROLLED STUDENTS BASED ON PROGRAM OF EDUCATION AND GENDER BY PUBLIC HIGHER EDUCATION (HE)

LINGKUP / SCOPE : KEMDIKTISAINTEK / MoHES
 STATUS / STATUS : NEGERI AKADEMIK / ACADEMIC PUBLIC
 TAHUN / YEAR : 2025

| Perguruan Tinggi College | Diploma / Diploma Program | | | Sarjana / Bachelor Program | | | Magister / Master Program | | |
|---|---------------------------|---------------|----------------------|----------------------------|----------------|----------------------|---------------------------|---------------|----------------------|
| | L / M | P / F | Subjml. Sub-total | L / M | P / F | Subjml. Sub-total | L / M | P / F | Subjml. Sub-total |
| (1) | (2) | (3) | (4) | (5) | (6) | (7) | (8) | (9) | (10) |
| Institut Pertanian Bogor | 4.060 | 6.210 | 10.270 | 8.180 | 11.720 | 19.900 | 2.094 | 2.742 | 4.836 |
| Institut Seni Budaya Indonesia Aceh | - | - | - | 219 | 232 | 451 | - | - | - |
| Institut Seni Budaya Indonesia Bandung | 533 | 442 | 975 | 977 | 869 | 1.846 | 54 | 35 | 89 |
| Institut Seni Budaya Indonesia Kalimantan Timur | - | - | - | - | - | - | - | - | - |
| Institut Seni Budaya Indonesia Sulawesi Selatan | - | - | - | - | - | - | - | - | - |
| Institut Seni Budaya Indonesia Tanah Papua | - | - | - | 422 | 113 | 535 | - | - | - |
| Institut Seni Indonesia Bali | 263 | 336 | 599 | 1.663 | 907 | 2.570 | 160 | 76 | 236 |
| Institut Seni Indonesia Padang Panjang | 107 | 343 | 450 | 1.742 | 1.679 | 3.421 | 89 | 61 | 150 |
| Institut Seni Indonesia Surakarta | 82 | 238 | 320 | 2.752 | 2.064 | 4.816 | 93 | 63 | 156 |
| Institut Seni Indonesia Yogyakarta | 457 | 483 | 940 | 3.078 | 2.912 | 5.990 | 162 | 122 | 284 |
| Institut Teknologi Bacharuddin Jusuf Habibie | - | - | - | 540 | 466 | 1.006 | - | - | - |
| Institut Teknologi Bandung | - | - | - | 10.891 | 9.177 | 20.068 | 3.850 | 2.512 | 6.362 |
| Institut Teknologi Kalimantan | - | - | - | 3.446 | 2.627 | 6.073 | - | - | - |
| Institut Teknologi Sepuluh Nopember | 2.131 | 1.130 | 3.261 | 11.786 | 8.808 | 20.594 | 2.758 | 1.255 | 4.013 |
| Institut Teknologi Sumatera | - | - | - | 10.435 | 10.475 | 20.910 | 5 | 10 | 15 |
| Universitas Airlangga | 1.922 | 4.131 | 6.053 | 9.280 | 19.223 | 28.503 | 1.880 | 2.767 | 4.647 |
| Universitas Andalas | 335 | 671 | 1.006 | 11.677 | 18.334 | 30.011 | 896 | 1.290 | 2.186 |
| Universitas Bangka Belitung | 29 | 222 | 251 | 3.532 | 4.861 | 8.393 | 75 | 44 | 119 |
| Universitas Bengkulu | 213 | 1.437 | 1.650 | 8.203 | 11.681 | 19.884 | 731 | 1.110 | 1.841 |
| Universitas Borneo Tarakan | 18 | 255 | 273 | 3.232 | 5.940 | 9.172 | 245 | 147 | 392 |
| Universitas Brawijaya | 1.886 | 2.353 | 4.239 | 26.625 | 37.616 | 64.241 | 1.894 | 2.276 | 4.170 |
| Universitas Cenderawasih | 1.501 | 400 | 1.901 | 21.661 | 19.813 | 41.474 | 1.598 | 1.153 | 2.751 |
| Universitas Diponegoro | 3.514 | 4.387 | 7.901 | 20.600 | 30.571 | 51.171 | 2.269 | 2.522 | 4.791 |
| Universitas Gadjah Mada | 3.235 | 3.951 | 7.186 | 15.077 | 22.245 | 37.322 | 5.757 | 7.093 | 12.850 |
| Universitas Halu Oleo | 1.258 | 339 | 1.597 | 18.017 | 25.065 | 43.082 | 1.522 | 1.075 | 2.597 |
| Universitas Hasanuddin | 371 | 550 | 921 | 14.402 | 23.056 | 37.458 | 2.959 | 3.979 | 6.938 |
| Universitas Indonesia | 1.413 | 3.480 | 4.893 | 13.686 | 18.783 | 32.469 | 5.300 | 5.401 | 10.701 |
| Universitas Jambi | 501 | 786 | 1.287 | 10.951 | 18.058 | 29.009 | 604 | 739 | 1.343 |
| Universitas Jember | 793 | 1.717 | 2.510 | 11.199 | 21.796 | 32.995 | 1.474 | 1.026 | 2.500 |
| Universitas Jenderal Soedirman | 1.116 | 1.486 | 2.602 | 8.152 | 15.496 | 23.648 | 650 | 642 | 1.292 |
| Universitas Khairun | 28 | 83 | 111 | 7.596 | 11.369 | 18.965 | 410 | 223 | 633 |
| Jumlah (1) | 25.766 | 35.430 | 61.196 | 260.021 | 355.956 | 615.977 | 37.529 | 38.363 | 75.892 |

Ket :

Jumlah mahasiswa terdaftar (L+P) PTN Akademik / The number of enrolled students (M/F) of Academic Public Higher Education = 4.191.591

Jumlah data jenis kelamin yang tidak dilaporkan / The number of missing values of gender = 40

TABEL LANJUTAN 5.13 TABLE CONTINUED

JUMLAH MAHASISWA TERDAFTAR MENURUT PROGRAM PENDIDIKAN DAN JENIS KELAMIN TIAP PERGURUAN TINGGI (PT) NEGERI
NUMBER OF ENROLLED STUDENTS BASED ON PROGRAM OF EDUCATION AND GENDER BY PUBLIC HIGHER EDUCATION (HE)
 LINGKUP / SCOPE : KEMDIKTISAINTEK / MoHES
 STATUS / STATUS : NEGERI AKADEMIK / ACADEMIC PUBLIC
 TAHUN / YEAR : 2025

| Doktoral / Doctoral Program | | | Profesi / Professions | | | Spesialis / Specialist | | | Jumlah / Total | | |
|-----------------------------|--------------|----------------------|-----------------------|---------------|----------------------|------------------------|--------------|----------------------|----------------|----------------|----------------|
| L / M | P / F | Subjml. Sub-total | L / M | P / F | Subjml. Sub-total | L / M | P / F | Subjml. Sub-total | L / M | P / F | L + P M+F |
| (11) | (12) | (13) | (14) | (15) | (16) | (17) | (18) | (19) | (20) | (21) | (22) |
| 961 | 883 | 1.844 | 117 | 321 | 438 | - | - | - | 15.412 | 21.876 | 37.288 |
| - | - | - | - | - | - | - | - | - | 219 | 232 | 451 |
| - | - | - | - | - | - | - | - | - | 1.564 | 1.346 | 2.910 |
| - | - | - | - | - | - | - | - | - | - | - | - |
| - | - | - | - | - | - | - | - | - | - | - | - |
| - | - | - | - | - | - | - | - | - | 422 | 113 | 535 |
| 120 | 46 | 166 | - | - | - | - | - | - | 2.206 | 1.365 | 3.571 |
| 9 | 3 | 12 | - | - | - | - | - | - | 1.947 | 2.086 | 4.033 |
| 85 | 26 | 111 | - | - | - | - | - | - | 3.012 | 2.391 | 5.403 |
| 59 | 16 | 75 | - | - | - | - | - | - | 3.756 | 3.533 | 7.289 |
| - | - | - | - | - | - | - | - | - | 540 | 466 | 1.006 |
| 824 | 655 | 1.479 | 278 | 227 | 505 | - | - | - | 15.843 | 12.571 | 28.414 |
| - | - | - | - | - | - | - | - | - | 3.446 | 2.627 | 6.073 |
| 608 | 353 | 961 | 258 | 60 | 318 | - | - | - | 17.541 | 11.606 | 29.147 |
| - | - | - | - | - | - | - | - | - | 10.440 | 10.485 | 20.925 |
| 871 | 960 | 1.831 | 647 | 1.915 | 2.562 | 1.115 | 1.174 | 2.289 | 15.715 | 30.170 | 45.885 |
| 428 | 446 | 874 | 381 | 875 | 1.256 | 336 | 293 | 629 | 14.053 | 21.909 | 35.962 |
| - | - | - | - | - | - | - | - | - | 3.636 | 5.127 | 8.763 |
| 125 | 116 | 241 | 2.138 | 6.389 | 8.527 | - | - | - | 11.410 | 20.733 | 32.143 |
| - | - | - | 516 | 1.769 | 2.285 | - | - | - | 4.011 | 8.111 | 12.122 |
| 1.419 | 931 | 2.350 | 471 | 1.435 | 1.906 | 470 | 439 | 909 | 32.765 | 45.050 | 77.815 |
| 179 | 65 | 244 | 929 | 1.630 | 2.559 | - | - | - | 25.868 | 23.061 | 48.929 |
| 1.052 | 684 | 1.736 | 432 | 824 | 1.256 | 482 | 568 | 1.050 | 28.349 | 39.556 | 67.905 |
| 1.652 | 1.659 | 3.311 | 1.498 | 1.992 | 3.490 | 848 | 938 | 1.786 | 28.067 | 37.878 | 65.945 |
| 310 | 150 | 460 | 2.268 | 6.831 | 9.099 | - | - | - | 23.375 | 33.460 | 56.835 |
| 1.429 | 1.061 | 2.490 | 1.044 | 1.613 | 2.657 | 978 | 1.375 | 2.353 | 21.183 | 31.634 | 52.817 |
| 1.311 | 1.226 | 2.537 | 554 | 1.258 | 1.812 | 1.562 | 2.008 | 3.570 | 23.826 | 32.156 | 55.982 |
| 306 | 232 | 538 | 1.611 | 4.339 | 5.950 | - | - | - | 13.973 | 24.154 | 38.127 |
| 264 | 148 | 412 | 270 | 955 | 1.225 | - | - | - | 14.000 | 25.642 | 39.642 |
| 198 | 109 | 307 | 141 | 484 | 625 | 33 | 10 | 43 | 10.290 | 18.227 | 28.517 |
| 13 | 4 | 17 | 82 | 172 | 254 | - | - | - | 8.129 | 11.851 | 19.980 |
| 12.223 | 9.773 | 21.996 | 13.635 | 33.089 | 46.724 | 5.824 | 6.805 | 12.629 | 354.998 | 479.416 | 834.414 |

TABEL LANJUTAN 5.13 TABLE CONTINUED

JUMLAH MAHASISWA TERDAFTAR MENURUT PROGRAM PENDIDIKAN DAN JENIS KELAMIN TIAP PERGURUAN TINGGI (PT) NEGERI
NUMBER OF ENROLLED STUDENTS BASED ON PROGRAM OF EDUCATION AND GENDER BY PUBLIC HIGHER EDUCATION (HE)
 LINGKUP / SCOPE : KEMDIKTISAINTEK / MoHES
 STATUS / STATUS : NEGERI AKADEMIK / ACADEMIC PUBLIC
 TAHUN / YEAR : 2025

| Perguruan Tinggi College | Diploma / Diploma Program | | | Sarjana / Bachelor Program | | | Magister / Master Program | | |
|---|---------------------------|---------------|----------------------|----------------------------|----------------|----------------------|---------------------------|---------------|----------------------|
| | L / M | P / F | Subjml. Sub-total | L / M | P / F | Subjml. Sub-total | L / M | P / F | Subjml. Sub-total |
| (1) | (2) | (3) | (4) | (5) | (6) | (7) | (8) | (9) | (10) |
| Universitas Lambung Mangkurat | 239 | 486 | 725 | 10.986 | 17.075 | 28.061 | 1.295 | 1.263 | 2.558 |
| Universitas Lampung | 767 | 804 | 1.571 | 12.426 | 21.975 | 34.401 | 875 | 1.132 | 2.007 |
| Universitas Malikussaleh | 14 | 68 | 82 | 8.274 | 12.736 | 21.010 | 401 | 283 | 684 |
| Universitas Maritim Raja Ali Haji (UMRAH) | - | - | - | 2.682 | 5.550 | 8.232 | 63 | 38 | 101 |
| Universitas Mataram | 883 | 883 | 1.766 | 12.937 | 20.175 | 33.112 | 876 | 830 | 1.706 |
| Universitas Mulawarman | 31 | 278 | 309 | 10.474 | 18.427 | 28.901 | 717 | 902 | 1.619 |
| Universitas Musamus Merauke | - | - | - | 8.382 | 7.084 | 15.466 | 65 | 37 | 102 |
| Universitas Negeri Gorontalo | 151 | 386 | 537 | 7.838 | 15.731 | 23.569 | 275 | 346 | 621 |
| Universitas Negeri Jakarta | 1.629 | 2.157 | 3.786 | 10.814 | 17.962 | 28.776 | 829 | 1.376 | 2.205 |
| Universitas Negeri Makassar | 1.900 | 1.343 | 3.243 | 14.200 | 30.247 | 44.447 | 1.125 | 2.047 | 3.172 |
| Universitas Negeri Malang | 1.593 | 1.061 | 2.654 | 12.808 | 22.687 | 35.495 | 856 | 1.523 | 2.379 |
| Universitas Negeri Manado | 7 | 10 | 17 | 7.251 | 10.969 | 18.220 | 196 | 231 | 427 |
| Universitas Negeri Medan | 292 | 117 | 409 | 10.433 | 22.090 | 32.523 | 213 | 485 | 698 |
| Universitas Negeri Padang | 3.205 | 3.640 | 6.845 | 15.113 | 28.346 | 43.459 | 663 | 1.347 | 2.010 |
| Universitas Negeri Semarang | 147 | 120 | 267 | 18.374 | 31.863 | 50.237 | 1.209 | 1.901 | 3.110 |
| Universitas Negeri Surabaya | 2.488 | 2.346 | 4.834 | 17.916 | 34.798 | 52.714 | 596 | 1.039 | 1.635 |
| Universitas Negeri Yogyakarta | 2.497 | 3.356 | 5.853 | 14.613 | 23.183 | 37.796 | 2.008 | 3.588 | 5.596 |
| Universitas Nusa Cendana | 17 | 92 | 109 | 17.067 | 24.637 | 41.704 | 451 | 403 | 854 |
| Universitas Padjadjaran | 1.340 | 2.141 | 3.481 | 10.878 | 17.511 | 28.389 | 1.456 | 2.040 | 3.496 |
| Universitas Palangka Raya | 23 | 47 | 70 | 9.315 | 11.469 | 20.784 | 262 | 190 | 452 |
| Universitas Papua | 832 | 476 | 1.308 | 5.034 | 5.598 | 10.632 | 212 | 191 | 403 |
| Universitas Pattimura | - | - | - | 11.799 | 18.021 | 29.820 | 460 | 434 | 894 |
| Universitas Pembangunan Nasional Veteran Jakarta | 507 | 895 | 1.402 | 6.268 | 8.691 | 14.959 | 306 | 224 | 530 |
| Universitas Pembangunan Nasional Veteran Jawa Timur | 18 | 36 | 54 | 11.004 | 14.937 | 25.941 | 216 | 227 | 443 |
| Universitas Pembangunan Nasional Veteran Yogyakarta | 85 | 116 | 201 | 9.974 | 10.783 | 20.757 | 382 | 339 | 721 |
| Universitas Pendidikan Ganesha | 369 | 512 | 881 | 5.243 | 8.773 | 14.016 | 639 | 891 | 1.530 |
| Universitas Pendidikan Indonesia | 219 | 175 | 394 | 14.670 | 27.648 | 42.318 | 1.072 | 1.932 | 3.004 |
| Universitas Riau | 1.007 | 1.199 | 2.206 | 10.385 | 20.058 | 30.443 | 749 | 1.126 | 1.875 |
| Universitas Sam Ratulangi | - | - | - | 12.023 | 17.415 | 29.438 | 435 | 523 | 958 |
| Universitas Samudra | - | - | - | 3.263 | 5.790 | 9.053 | - | - | - |
| Universitas Sebelas Maret | 2.886 | 4.717 | 7.603 | 14.112 | 24.124 | 38.236 | 1.383 | 2.027 | 3.410 |
| Jumlah (2) | 23.146 | 27.461 | 50.607 | 336.556 | 556.353 | 892.909 | 20.285 | 28.915 | 49.200 |

Ket :

Jumlah mahasiswa terdaftar (L+P) PTN Akademik / The number of enrolled students (M/F) of Academic Public Higher Education = 4.191.591

Jumlah data jenis kelamin yang tidak dilaporkan / The number of missing values of gender = 40

TABEL LANJUTAN 5.13 TABLE CONTINUED

JUMLAH MAHASISWA TERDAFTAR MENURUT PROGRAM PENDIDIKAN DAN JENIS KELAMIN TIAP PERGURUAN TINGGI (PT) NEGERI
NUMBER OF ENROLLED STUDENTS BASED ON PROGRAM OF EDUCATION AND GENDER BY PUBLIC HIGHER EDUCATION (HE)
 LINGKUP / SCOPE : KEMDIKTISAINTEK / MoHEST
 STATUS / STATUS : NEGERI AKADEMIK / ACADEMIC PUBLIC
 TAHUN / YEAR : 2025

| Doktoral / Doctoral Program | | | Profesi / Professions | | | Spesialis / Specialist | | | Jumlah / Total | | |
|-----------------------------|--------------|----------------------|-----------------------|----------------|----------------------|------------------------|--------------|----------------------|----------------|----------------|------------------|
| L / M | P / F | Subjml. Sub-total | L / M | P / F | Subjml. Sub-total | L / M | P / F | Subjml. Sub-total | L / M | P / F | L + P M+F |
| (11) | (12) | (13) | (14) | (15) | (16) | (17) | (18) | (19) | (20) | (21) | (22) |
| 247 | 148 | 395 | 3.449 | 8.646 | 12.095 | 158 | 102 | 260 | 16.374 | 27.720 | 44.094 |
| 262 | 185 | 447 | 286 | 557 | 843 | 24 | 13 | 37 | 14.640 | 24.666 | 39.306 |
| - | - | - | 363 | 1.255 | 1.618 | - | - | - | 9.052 | 14.342 | 23.394 |
| - | - | - | 119 | 554 | 673 | - | - | - | 2.864 | 6.142 | 9.006 |
| 141 | 36 | 177 | 192 | 463 | 655 | 31 | 24 | 55 | 15.060 | 22.411 | 37.471 |
| 109 | 73 | 182 | 2.333 | 5.695 | 8.028 | 11 | 4 | 15 | 13.675 | 25.379 | 39.054 |
| - | - | - | 1.124 | 2.368 | 3.492 | - | - | - | 9.571 | 9.489 | 19.060 |
| 80 | 90 | 170 | 3.361 | 9.999 | 13.360 | - | - | - | 11.705 | 26.552 | 38.257 |
| 665 | 549 | 1.214 | 5.387 | 12.862 | 18.249 | - | - | - | 19.324 | 34.906 | 54.230 |
| 459 | 356 | 815 | 8.892 | 16.685 | 25.577 | - | - | - | 26.576 | 50.678 | 77.254 |
| 719 | 746 | 1.465 | 7.991 | 16.037 | 24.028 | - | - | - | 23.967 | 42.054 | 66.021 |
| 91 | 69 | 160 | 75 | 312 | 387 | - | - | - | 7.620 | 11.591 | 19.211 |
| 154 | 214 | 368 | 5.667 | 13.648 | 19.315 | - | - | - | 16.759 | 36.554 | 53.313 |
| 375 | 448 | 823 | 466 | 1.054 | 1.520 | - | - | - | 19.822 | 34.835 | 54.657 |
| 647 | 627 | 1.274 | 6.739 | 12.575 | 19.314 | - | - | - | 27.116 | 47.086 | 74.202 |
| 490 | 484 | 974 | 8.573 | 17.872 | 26.445 | - | - | - | 30.063 | 56.539 | 86.602 |
| 1.226 | 1.114 | 2.340 | 7.857 | 17.252 | 25.109 | - | - | - | 28.201 | 48.493 | 76.694 |
| 80 | 17 | 97 | 3.431 | 6.841 | 10.272 | - | - | - | 21.046 | 31.990 | 53.036 |
| 1.038 | 828 | 1.866 | 529 | 1.598 | 2.127 | 968 | 974 | 1.942 | 16.209 | 25.092 | 41.301 |
| 39 | 20 | 59 | 1.163 | 3.685 | 4.848 | - | - | - | 10.802 | 15.411 | 26.213 |
| 47 | 15 | 62 | 425 | 1.174 | 1.599 | - | - | - | 6.550 | 7.454 | 14.004 |
| 87 | 54 | 141 | 2.263 | 4.868 | 7.131 | - | - | - | 14.609 | 23.377 | 37.986 |
| 4 | 3 | 7 | 116 | 440 | 556 | 10 | 8 | 18 | 7.211 | 10.261 | 17.472 |
| 29 | 10 | 39 | - | - | - | - | - | - | 11.267 | 15.210 | 26.477 |
| 15 | 3 | 18 | - | - | - | - | - | - | 10.456 | 11.241 | 21.697 |
| 282 | 240 | 522 | 4.612 | 9.344 | 13.956 | - | - | - | 11.145 | 19.760 | 30.905 |
| 1.042 | 869 | 1.911 | 6.484 | 13.579 | 20.063 | - | - | - | 23.487 | 44.203 | 67.690 |
| 171 | 116 | 287 | 1.836 | 5.655 | 7.491 | 122 | 62 | 184 | 14.270 | 28.216 | 42.486 |
| 139 | 107 | 246 | 283 | 465 | 748 | 379 | 273 | 652 | 13.259 | 18.783 | 32.042 |
| - | - | - | 450 | 474 | 924 | - | - | - | 3.713 | 6.264 | 9.977 |
| 976 | 940 | 1.916 | 7.084 | 15.493 | 22.577 | 505 | 470 | 975 | 26.946 | 47.771 | 74.717 |
| 9.614 | 8.361 | 17.975 | 91.550 | 201.450 | 293.000 | 2.208 | 1.930 | 4.138 | 483.359 | 824.470 | 1.307.829 |

TABEL LANJUTAN 5.13 TABLE CONTINUED

JUMLAH MAHASISWA TERDAFTAR MENURUT PROGRAM PENDIDIKAN DAN JENIS KELAMIN TIAP PERGURUAN TINGGI (PT) NEGERI
NUMBER OF ENROLLED STUDENTS BASED ON PROGRAM OF EDUCATION AND GENDER BY PUBLIC HIGHER EDUCATION (HE)
 LINGKUP / SCOPE : KEMDIKTISAINTEK / MoHESST
 STATUS / STATUS : NEGERI AKADEMIK / ACADEMIC PUBLIC
 TAHUN / YEAR : 2025

| Perguruan Tinggi College | Diploma / Diploma Program | | | Sarjana / Bachelor Program | | | Magister / Master Program | | |
|---|---------------------------|---------------|----------------------|----------------------------|------------------|----------------------|---------------------------|---------------|----------------------|
| | L / M | P / F | Subjml. Sub-total | L / M | P / F | Subjml. Sub-total | L / M | P / F | Subjml. Sub-total |
| (1) | (2) | (3) | (4) | (5) | (6) | (7) | (8) | (9) | (10) |
| Universitas Sembilanbelas November Kolaka | 18 | 227 | 245 | 3.927 | 5.079 | 9.006 | - | - | - |
| Universitas Siliwangi | 205 | 379 | 584 | 7.053 | 10.742 | 17.795 | 211 | 206 | 417 |
| Universitas Singaperbangsa Karawang | 167 | 292 | 459 | 7.577 | 10.050 | 17.627 | 166 | 137 | 303 |
| Universitas Sriwijaya | 572 | 807 | 1.379 | 12.435 | 20.536 | 32.971 | 844 | 1.162 | 2.006 |
| Universitas Sulawesi Barat | 64 | 111 | 175 | 5.538 | 9.605 | 15.143 | 4 | 9 | 13 |
| Universitas Sultan Ageng Tirtayasa | 339 | 668 | 1.007 | 9.185 | 15.485 | 24.670 | 557 | 458 | 1.015 |
| Universitas Sumatera Utara | 1.252 | 1.840 | 3.092 | 13.664 | 20.184 | 33.848 | 2.430 | 2.546 | 4.976 |
| Universitas Syiah Kuala | 753 | 599 | 1.352 | 11.147 | 19.382 | 30.529 | 909 | 1.090 | 1.999 |
| Universitas Tadulako | 676 | 830 | 1.506 | 20.100 | 26.619 | 46.719 | 1.101 | 982 | 2.083 |
| Universitas Tanjungpura | 286 | 468 | 754 | 14.128 | 18.394 | 32.522 | 838 | 834 | 1.672 |
| Universitas Terbuka | 14.867 | 15.191 | 30.058 | 728.690 | 855.944 | 1.584.634 | 5.849 | 3.901 | 9.750 |
| Universitas Teuku Umar | - | - | - | 3.160 | 5.301 | 8.461 | 48 | 32 | 80 |
| Universitas Tidar | 273 | 460 | 733 | 5.379 | 8.817 | 14.196 | 10 | 13 | 23 |
| Universitas Timor | 36 | 217 | 253 | 3.492 | 6.881 | 10.373 | - | - | - |
| Universitas Trunodjoyo Madura | 47 | 73 | 120 | 7.790 | 11.610 | 19.400 | 96 | 70 | 166 |
| Universitas Udayana | 386 | 538 | 924 | 12.480 | 16.549 | 29.029 | 1.059 | 1.220 | 2.279 |
| Jumlah (3) | 19.941 | 22.700 | 42.641 | 865.745 | 1.061.178 | 1.926.923 | 14.122 | 12.660 | 26.782 |
| Pendidikan Tinggi Akademik | 68.853 | 85.591 | 154.444 | 1.462.322 | 1.973.487 | 3.435.809 | 71.936 | 79.938 | 151.874 |

Ket :

Jumlah mahasiswa terdaftar (L+P) PTN Akademik / The number of enrolled students (M/F) of Academic Public Higher Education = 4.191.591

Jumlah data jenis kelamin yang tidak dilaporkan / The number of missing values of gender = 40

TABEL LANJUTAN 5.13 TABLE CONTINUED

JUMLAH MAHASISWA TERDAFTAR MENURUT PROGRAM PENDIDIKAN DAN JENIS KELAMIN TIAP PERGURUAN TINGGI (PT) NEGERI
NUMBER OF ENROLLED STUDENTS BASED ON PROGRAM OF EDUCATION AND GENDER BY PUBLIC HIGHER EDUCATION (HE)
 LINGKUP / SCOPE : KEMDIKTISAINTEK / MoHES
 STATUS / STATUS : NEGERI AKADEMIK / ACADEMIC PUBLIC
 TAHUN / YEAR : 2025

| Doktoral / Doctoral Program | | | Profesi / Professions | | | Spesialis / Specialist | | | Jumlah / Total | | |
|-----------------------------|---------------|----------------------|-----------------------|----------------|----------------------|------------------------|---------------|----------------------|------------------|------------------|------------------|
| L / M | P / F | Subjml. Sub-total | L / M | P / F | Subjml. Sub-total | L / M | P / F | Subjml. Sub-total | L / M | P / F | L + P M+F |
| (11) | (12) | (13) | (14) | (15) | (16) | (17) | (18) | (19) | (20) | (21) | (22) |
| - | - | - | - | - | - | - | - | - | 3.945 | 5.306 | 9.251 |
| 9 | 6 | 15 | 2.058 | 2.488 | 4.546 | - | - | - | 9.536 | 13.821 | 23.357 |
| - | - | - | 988 | 742 | 1.730 | - | - | - | 8.898 | 11.221 | 20.119 |
| 450 | 354 | 804 | 499 | 1.363 | 1.862 | 356 | 402 | 758 | 15.156 | 24.624 | 39.780 |
| - | - | - | 5 | 43 | 48 | - | - | - | 5.611 | 9.768 | 15.379 |
| 127 | 127 | 254 | 1.216 | 4.467 | 5.683 | - | - | - | 11.424 | 21.205 | 32.629 |
| 698 | 565 | 1.263 | 516 | 1.466 | 1.982 | 544 | 540 | 1.084 | 19.104 | 27.141 | 46.245 |
| 435 | 300 | 735 | 3.160 | 9.070 | 12.230 | 288 | 265 | 553 | 16.692 | 30.706 | 47.398 |
| 274 | 177 | 451 | 524 | 972 | 1.496 | - | - | - | 22.675 | 29.580 | 52.255 |
| 78 | 59 | 137 | 2.826 | 6.227 | 9.053 | - | - | - | 18.156 | 25.982 | 44.138 |
| 119 | 38 | 157 | 105 | 573 | 678 | - | - | - | 749.630 | 875.647 | 1.625.277 |
| - | - | - | - | - | - | - | - | - | 3.208 | 5.333 | 8.541 |
| - | - | - | 283 | 1.195 | 1.478 | - | - | - | 5.945 | 10.485 | 16.430 |
| - | - | - | - | - | - | - | - | - | 3.528 | 7.098 | 10.626 |
| - | - | - | 486 | 1.658 | 2.144 | - | - | - | 8.419 | 13.411 | 21.830 |
| 445 | 355 | 800 | 620 | 1.050 | 1.670 | 774 | 617 | 1.391 | 15.764 | 20.329 | 36.093 |
| 2.635 | 1.981 | 4.616 | 13.286 | 31.314 | 44.600 | 1.962 | 1.824 | 3.786 | 917.691 | 1.131.657 | 2.049.348 |
| 24.472 | 20.115 | 44.587 | 118.471 | 265.853 | 384.324 | 9.994 | 10.559 | 20.553 | 1.756.048 | 2.435.543 | 4.191.591 |

TABEL 5.14 TABLE

JUMLAH MAHASISWA TERDAFTAR MENURUT PROGRAM PENDIDIKAN DAN JENIS KELAMIN TIAP PERGURUAN TINGGI (PT) NEGERI

NUMBER OF ENROLLED STUDENTS BASED ON PROGRAM OF EDUCATION AND GENDER BY PUBLIC HIGHER EDUCATION (HE)

LINGKUP / SCOPE : KEMDIKTISAINTEK / MoHES
STATUS / STATUS : NEGERI VOKASI / VOCATIONAL PUBLIC
TAHUN / YEAR : 2025

| Perguruan Tinggi College | Diploma / Diploma Program | | | Sarjana / Bachelor Program | | | Magister / Master Program | | |
|---|---------------------------|---------------|----------------------|----------------------------|----------|----------------------|---------------------------|------------|----------------------|
| | L / M | P / F | Subjml. Sub-total | L / M | P / F | Subjml. Sub-total | L / M | P / F | Subjml. Sub-total |
| (1) | (2) | (3) | (4) | (5) | (6) | (7) | (8) | (9) | (10) |
| Akademi Komunitas Negeri Aceh Barat | 149 | 26 | 175 | - | - | - | - | - | - |
| Akademi Komunitas Negeri Pacitan | 146 | 38 | 184 | - | - | - | - | - | - |
| Akademi Komunitas Negeri Putra Sang Fajar Blitar | 96 | 168 | 264 | - | - | - | - | - | - |
| Akademi Komunitas Negeri Rejang Lebong | 45 | 41 | 86 | - | - | - | - | - | - |
| Akademi Komunitas Negeri Seni dan Budaya Yogyakarta | 50 | 37 | 87 | - | - | - | - | - | - |
| Politeknik Elektronika Negeri Surabaya | 3.931 | 1.187 | 5.118 | - | - | - | 60 | 17 | 77 |
| Politeknik Manufaktur Bandung | 1.840 | 344 | 2.184 | - | - | - | 5 | - | 5 |
| Politeknik Manufaktur Negeri Bangka Belitung | 1.060 | 324 | 1.384 | - | - | - | - | - | - |
| Politeknik Maritim Negeri Indonesia | 428 | 115 | 543 | - | - | - | - | - | - |
| Politeknik Negeri Ambon | 1.851 | 1.786 | 3.637 | - | - | - | - | - | - |
| Politeknik Negeri Bali | 4.322 | 3.936 | 8.258 | - | - | - | 42 | 35 | 77 |
| Politeknik Negeri Balikpapan | 1.065 | 944 | 2.009 | - | - | - | - | - | - |
| Politeknik Negeri Bandung | 4.488 | 3.772 | 8.260 | - | - | - | 38 | 35 | 73 |
| Politeknik Negeri Banjarmasin | 2.564 | 1.608 | 4.172 | - | - | - | - | - | - |
| Politeknik Negeri Banyuwangi | 1.977 | 1.744 | 3.721 | - | - | - | - | - | - |
| Politeknik Negeri Batam | 7.001 | 5.047 | 12.048 | - | - | - | 12 | 2 | 14 |
| Politeknik Negeri Bengkalis | 2.232 | 1.697 | 3.929 | - | - | - | - | - | - |
| Politeknik Negeri Cilacap | 1.273 | 966 | 2.239 | - | - | - | - | - | - |
| Politeknik Negeri Fakfak | 585 | 583 | 1.168 | - | - | - | - | - | - |
| Politeknik Negeri Indramayu | 1.358 | 820 | 2.178 | - | - | - | - | - | - |
| Politeknik Negeri Jakarta | 5.476 | 4.229 | 9.705 | - | - | - | 36 | 10 | 46 |
| Politeknik Negeri Jember | 6.068 | 5.151 | 11.219 | - | - | - | 25 | 21 | 46 |
| Politeknik Negeri Ketapang | 664 | 750 | 1.414 | - | - | - | - | - | - |
| Politeknik Negeri Kupang | 4.956 | 3.974 | 8.930 | - | - | - | 9 | 6 | 15 |
| Politeknik Negeri Lampung | 3.101 | 3.152 | 6.253 | - | - | - | 28 | 33 | 61 |
| Politeknik Negeri Lhokseumawe | 3.456 | 2.200 | 5.656 | - | - | - | 1 | 13 | 14 |
| Politeknik Negeri Madiun | 1.800 | 1.640 | 3.440 | - | - | - | - | - | - |
| Politeknik Negeri Madura | 435 | 427 | 862 | - | - | - | - | - | - |
| Politeknik Negeri Malang | 8.876 | 5.724 | 14.600 | - | - | - | 57 | 24 | 81 |
| Politeknik Negeri Manado | 2.919 | 2.617 | 5.536 | - | - | - | 9 | 6 | 15 |
| Politeknik Negeri Medan | 4.546 | 3.916 | 8.462 | - | - | - | 17 | 7 | 24 |
| Jumlah (1) | 78.758 | 58.963 | 137.721 | - | - | - | 339 | 209 | 548 |

Ket :

Jumlah mahasiswa terdaftar (L+P) PTN Vokasi / The number of enrolled students (M/F) of Vocational Public Higher Education = 216.838

Jumlah data jenis kelamin yang tidak dilaporkan / The number of missing values of gender = 3

TABEL LANJUTAN 5.14 TABLE CONTINUED

JUMLAH MAHASISWA TERDAFTAR MENURUT PROGRAM PENDIDIKAN DAN JENIS KELAMIN TIAP PERGURUAN TINGGI (PT) NEGERI
NUMBER OF ENROLLED STUDENTS BASED ON PROGRAM OF EDUCATION AND GENDER BY PUBLIC HIGHER EDUCATION (HE)
 LINGKUP / SCOPE : KEMDIKTISAINTEK / MoHES
 STATUS / STATUS : NEGERI VOKASI / VOCATIONAL PUBLIC
 TAHUN / YEAR : 2025

| Doktoral / Doctoral Program | | | Profesi / Professions | | | Spesialis / Specialist | | | Jumlah / Total | | |
|-----------------------------|----------|----------------------|-----------------------|----------|----------------------|------------------------|----------|----------------------|----------------|---------------|----------------|
| L / M | P / F | Subjml. Sub-total | L / M | P / F | Subjml. Sub-total | L / M | P / F | Subjml. Sub-total | L / M | P / F | L + P M+F |
| (11) | (12) | (13) | (14) | (15) | (16) | (17) | (18) | (19) | (20) | (21) | (22) |
| - | - | - | - | - | - | - | - | - | 149 | 26 | 175 |
| - | - | - | - | - | - | - | - | - | 146 | 38 | 184 |
| - | - | - | - | - | - | - | - | - | 96 | 168 | 264 |
| - | - | - | - | - | - | - | - | - | 45 | 41 | 86 |
| - | - | - | - | - | - | - | - | - | 50 | 37 | 87 |
| 4 | 1 | 5 | - | - | - | - | - | - | 3.995 | 1.205 | 5.200 |
| - | - | - | - | - | - | - | - | - | 1.845 | 344 | 2.189 |
| - | - | - | - | - | - | - | - | - | 1.060 | 324 | 1.384 |
| - | - | - | - | - | - | - | - | - | 428 | 115 | 543 |
| - | - | - | - | - | - | - | - | - | 1.851 | 1.786 | 3.637 |
| 8 | 3 | 11 | - | - | - | - | - | - | 4.372 | 3.974 | 8.346 |
| - | - | - | - | - | - | - | - | - | 1.065 | 944 | 2.009 |
| - | - | - | - | - | - | - | - | - | 4.526 | 3.807 | 8.333 |
| - | - | - | - | - | - | - | - | - | 2.564 | 1.608 | 4.172 |
| - | - | - | - | - | - | - | - | - | 1.977 | 1.744 | 3.721 |
| - | - | - | 61 | 6 | 67 | - | - | - | 7.074 | 5.055 | 12.129 |
| - | - | - | - | - | - | - | - | - | 2.232 | 1.697 | 3.929 |
| - | - | - | - | - | - | - | - | - | 1.273 | 966 | 2.239 |
| - | - | - | - | - | - | - | - | - | 585 | 583 | 1.168 |
| - | - | - | - | - | - | - | - | - | 1.358 | 820 | 2.178 |
| - | - | - | - | - | - | - | - | - | 5.512 | 4.239 | 9.751 |
| - | - | - | - | - | - | - | - | - | 6.093 | 5.172 | 11.265 |
| - | - | - | - | - | - | - | - | - | 664 | 750 | 1.414 |
| - | - | - | - | - | - | - | - | - | 4.965 | 3.980 | 8.945 |
| - | - | - | - | - | - | - | - | - | 3.129 | 3.185 | 6.314 |
| - | - | - | - | - | - | - | - | - | 3.457 | 2.213 | 5.670 |
| - | - | - | - | - | - | - | - | - | 1.800 | 1.640 | 3.440 |
| - | - | - | - | - | - | - | - | - | 435 | 427 | 862 |
| - | - | - | - | - | - | - | - | - | 8.933 | 5.748 | 14.681 |
| - | - | - | - | - | - | - | - | - | 2.928 | 2.623 | 5.551 |
| - | - | - | - | - | - | - | - | - | 4.563 | 3.923 | 8.486 |
| 12 | 4 | 16 | 61 | 6 | 67 | - | - | - | 79.170 | 59.182 | 138.352 |

TABEL LANJUTAN 5.14 TABLE CONTINUED

JUMLAH MAHASISWA TERDAFTAR MENURUT PROGRAM PENDIDIKAN DAN JENIS KELAMIN TIAP PERGURUAN TINGGI (PT) NEGERI
NUMBER OF ENROLLED STUDENTS BASED ON PROGRAM OF EDUCATION AND GENDER BY PUBLIC HIGHER EDUCATION (HE)

LINGKUP / SCOPE : KEMDIKTISAINTEK / MoHES
 STATUS / STATUS : NEGERI VOKASI / VOCATIONAL PUBLIC
 TAHUN / YEAR : 2025

| Perguruan Tinggi <i>College</i> | Diploma / Diploma Program | | | Sarjana / Bachelor Program | | | Magister / Master Program | | |
|--|---------------------------|----------------|-----------------------------|----------------------------|------------------|-----------------------------|---------------------------|---------------|-----------------------------|
| | L / M | P / F | Subjml. <i>Sub-total</i> | L / M | P / F | Subjml. <i>Sub-total</i> | L / M | P / F | Subjml. <i>Sub-total</i> |
| (1) | (2) | (3) | (4) | (5) | (6) | (7) | (8) | (9) | (10) |
| Politeknik Negeri Media Kreatif | 2.875 | 2.317 | 5.192 | - | - | - | - | - | - |
| Politeknik Negeri Nunukan | 177 | 186 | 363 | - | - | - | - | - | - |
| Politeknik Negeri Nusa Utara | 308 | 647 | 955 | - | - | - | - | - | - |
| Politeknik Negeri Padang | 4.561 | 3.423 | 7.984 | - | - | - | 24 | 19 | 43 |
| Politeknik Negeri Pontianak | 4.793 | 3.911 | 8.704 | - | - | - | - | - | - |
| Politeknik Negeri Samarinda | 4.400 | 2.828 | 7.228 | - | - | - | 42 | 23 | 65 |
| Politeknik Negeri Sambas | 1.141 | 1.459 | 2.600 | - | - | - | - | - | - |
| Politeknik Negeri Semarang | 4.146 | 4.057 | 8.203 | - | - | - | 10 | 6 | 16 |
| Politeknik Negeri Sriwijaya | 5.599 | 5.320 | 10.919 | - | - | - | 29 | 13 | 42 |
| Politeknik Negeri Subang | 569 | 669 | 1.238 | - | - | - | - | - | - |
| Politeknik Negeri Tanah Laut | 820 | 882 | 1.702 | - | - | - | - | - | - |
| Politeknik Negeri Ujung Pandang | 4.013 | 3.169 | 7.182 | - | - | - | 30 | 20 | 50 |
| Politeknik Perikanan Negeri Tual | 1.041 | 1.163 | 2.204 | - | - | - | - | - | - |
| Politeknik Perkapalan Negeri Surabaya | 3.499 | 1.380 | 4.879 | - | - | - | 29 | 1 | 30 |
| Politeknik Pertanian Negeri Kupang | 2.069 | 1.739 | 3.808 | - | - | - | - | - | - |
| Politeknik Pertanian Negeri Pangkajene Kepulauan | 628 | 1.042 | 1.670 | - | - | - | 12 | 13 | 25 |
| Politeknik Pertanian Negeri Payakumbuh | 1.077 | 1.023 | 2.100 | - | - | - | 3 | 3 | 6 |
| Politeknik Pertanian Negeri Samarinda | 836 | 442 | 1.278 | - | - | - | - | - | - |
| Jumlah (2) | 42.552 | 35.657 | 78.209 | - | - | - | 179 | 98 | 277 |
| Pendidikan Tinggi Vokasi | 121.310 | 94.620 | 215.930 | - | - | - | 518 | 307 | 825 |
| Kemdiktisaintek | 190.163 | 180.211 | 370.374 | 1.462.322 | 1.973.487 | 3.435.809 | 72.454 | 80.245 | 152.699 |

Ket :

Jumlah mahasiswa terdaftar (L+P) PTN Vokasi / The number of enrolled students (MF) of Vocational Public Higher Education = 216.838

Jumlah data jenis kelamin yang tidak dilaporkan / The number of missing values of gender = 3

TABEL LANJUTAN 5.14 TABLE CONTINUED

JUMLAH MAHASISWA TERDAFTAR MENURUT PROGRAM PENDIDIKAN DAN JENIS KELAMIN TIAP PERGURUAN TINGGI (PT) NEGERI
NUMBER OF ENROLLED STUDENTS BASED ON PROGRAM OF EDUCATION AND GENDER BY PUBLIC HIGHER EDUCATION (HE)
 LINGKUP / SCOPE : KEMDIKTISAINTEK / MoHES
 STATUS / STATUS : NEGERI VOKASI / VOCATIONAL PUBLIC
 TAHUN / YEAR : 2025

| Doktoral / Doctoral Program | | | Profesi / Professions | | | Spesialis / Specialist | | | Jumlah / Total | | |
|-----------------------------|--------|----------------------|-----------------------|---------|----------------------|------------------------|--------|----------------------|----------------|-----------|--------------|
| L / M | P / F | Subjml. Sub-total | L / M | P / F | Subjml. Sub-total | L / M | P / F | Subjml. Sub-total | L / M | P / F | L + P M+F |
| (11) | (12) | (13) | (14) | (15) | (16) | (17) | (18) | (19) | (20) | (21) | (22) |
| - | - | - | - | - | - | - | - | - | 2.875 | 2.317 | 5.192 |
| - | - | - | - | - | - | - | - | - | 177 | 186 | 363 |
| - | - | - | - | - | - | - | - | - | 308 | 647 | 955 |
| - | - | - | - | - | - | - | - | - | 4.585 | 3.442 | 8.027 |
| - | - | - | - | - | - | - | - | - | 4.793 | 3.911 | 8.704 |
| - | - | - | - | - | - | - | - | - | 4.442 | 2.851 | 7.293 |
| - | - | - | - | - | - | - | - | - | 1.141 | 1.459 | 2.600 |
| - | - | - | - | - | - | - | - | - | 4.156 | 4.063 | 8.219 |
| - | - | - | - | - | - | - | - | - | 5.628 | 5.333 | 10.961 |
| - | - | - | - | - | - | - | - | - | 569 | 669 | 1.238 |
| - | - | - | - | - | - | - | - | - | 820 | 882 | 1.702 |
| - | - | - | - | - | - | - | - | - | 4.043 | 3.189 | 7.232 |
| - | - | - | - | - | - | - | - | - | 1.041 | 1.163 | 2.204 |
| - | - | - | - | - | - | - | - | - | 3.528 | 1.381 | 4.909 |
| - | - | - | - | - | - | - | - | - | 2.069 | 1.739 | 3.808 |
| - | - | - | - | - | - | - | - | - | 640 | 1.055 | 1.695 |
| - | - | - | - | - | - | - | - | - | 1.080 | 1.026 | 2.106 |
| - | - | - | - | - | - | - | - | - | 836 | 442 | 1.278 |
| - | - | - | - | - | - | - | - | - | 42.731 | 35.755 | 78.486 |
| 12 | 4 | 16 | 61 | 6 | 67 | - | - | - | 121.901 | 94.937 | 216.838 |
| 24.484 | 20.119 | 44.603 | 118.532 | 265.859 | 384.391 | 9.994 | 10.559 | 20.553 | 1.877.949 | 2.530.480 | 4.408.429 |

TABEL 5.15 TABLE

JUMLAH MAHASISWA TERDAFTAR MENURUT PROGRAM PENDIDIKAN DAN JENIS KELAMIN TIAP LLDIKTI
NUMBER OF ENROLLED STUDENTS BASED ON PROGRAM OF EDUCATION AND GENDER BY REGIONAL OFFICE

LINGKUP / SCOPE : KEMDIKTISAINTEK / MoHES

STATUS / STATUS : SWASTA / PRIVATE

TAHUN / YEAR : 2025

| LLDIkti Regional Office | Diploma / Diploma Program | | | Sarjana / Bachelor Program | | | Magister / Master Program | | |
|----------------------------|---------------------------|----------------|----------------------|----------------------------|------------------|----------------------|---------------------------|---------------|----------------------|
| | L / M | P / F | Subjml. Sub-total | L / M | P / F | Subjml. Sub-total | L / M | P / F | Subjml. Sub-total |
| (1) | (2) | (3) | (4) | (5) | (6) | (7) | (8) | (9) | (10) |
| LLDIKTI I | 10.404 | 16.005 | 26.409 | 123.370 | 142.916 | 266.286 | 6.227 | 5.387 | 11.614 |
| LLDIKTI II | 3.995 | 7.868 | 11.863 | 82.894 | 91.383 | 174.277 | 4.671 | 4.047 | 8.718 |
| LLDIKTI III | 17.914 | 19.403 | 37.317 | 288.038 | 267.700 | 555.738 | 26.400 | 20.117 | 46.517 |
| LLDIKTI IV | 30.100 | 37.690 | 67.790 | 384.089 | 356.159 | 740.248 | 18.032 | 13.231 | 31.263 |
| LLDIKTI V | 10.808 | 12.580 | 23.388 | 105.344 | 101.058 | 206.402 | 4.571 | 4.435 | 9.006 |
| LLDIKTI VI | 19.340 | 25.999 | 45.339 | 169.089 | 190.053 | 359.142 | 10.520 | 7.950 | 18.470 |
| LLDIKTI VII | 9.063 | 18.181 | 27.244 | 232.987 | 239.579 | 472.566 | 13.874 | 10.808 | 24.682 |
| LLDIKTI VIII | 6.005 | 6.887 | 12.892 | 79.733 | 78.298 | 158.031 | 2.504 | 1.549 | 4.053 |
| LLDIKTI IX | 7.716 | 19.932 | 27.648 | 120.682 | 147.587 | 268.269 | 8.360 | 6.822 | 15.182 |
| LLDIKTI X | 4.056 | 7.007 | 11.063 | 51.925 | 60.401 | 112.326 | 1.769 | 1.328 | 3.097 |
| LLDIKTI XI | 6.725 | 11.457 | 18.182 | 71.101 | 79.199 | 150.300 | 2.677 | 2.216 | 4.893 |
| LLDIKTI XII | 1.220 | 2.744 | 3.964 | 16.636 | 24.580 | 41.216 | 138 | 93 | 231 |
| LLDIKTI XIII | 2.421 | 5.359 | 7.780 | 29.695 | 34.321 | 64.016 | 740 | 829 | 1.569 |
| LLDIKTI XIV | 2.693 | 3.009 | 5.702 | 35.771 | 32.385 | 68.156 | 904 | 412 | 1.316 |
| LLDIKTI XV | 1.526 | 3.327 | 4.853 | 36.234 | 45.773 | 82.007 | 327 | 129 | 456 |
| LLDIKTI XVI | 2.017 | 6.074 | 8.091 | 39.432 | 46.914 | 86.346 | 1.165 | 1.214 | 2.379 |
| LLDIKTI XVII | 3.917 | 5.267 | 9.184 | 63.085 | 67.447 | 130.532 | 3.027 | 2.262 | 5.289 |
| Jumlah | 139.920 | 208.789 | 348.709 | 1.930.105 | 2.005.753 | 3.935.858 | 105.906 | 82.829 | 188.735 |

Ket :

Jumlah mahasiswa terdaftar (L+P) PTS / The number of enrolled students (M/F) of Private Higher Education = 4.833.473

Jumlah data jenis kelamin yang tidak dilaporkan / The number of missing values of gender = 0

TABEL LANJUTAN 5.15 TABLE CONTINUED

JUMLAH MAHASISWA TERDAFTAR MENURUT PROGRAM PENDIDIKAN DAN JENIS KELAMIN TIAP LLDIKTI
NUMBER OF ENROLLED STUDENTS BASED ON PROGRAM OF EDUCATION AND GENDER BY REGIONAL OFFICE
 LINGKUP / SCOPE : KEMDIKTISAINTEK / MoHES
 STATUS / STATUS : SWASTA / PRIVATE
 TAHUN / YEAR : 2025

| Doktoral / Doctoral Program | | | Profesi / Professions | | | Spesialis / Specialist | | | Jumlah / Total | | |
|-----------------------------|--------------|----------------------|-----------------------|----------------|----------------------|------------------------|------------|----------------------|------------------|------------------|------------------|
| L / M | P / F | Subjml. Sub-total | L / M | P / F | Subjml. Sub-total | L / M | P / F | Subjml. Sub-total | L / M | P / F | L + P M+F |
| (11) | (12) | (13) | (14) | (15) | (16) | (17) | (18) | (19) | (20) | (21) | (22) |
| 405 | 241 | 646 | 5.268 | 25.958 | 31.226 | 12 | 7 | 19 | 145.686 | 190.514 | 336.200 |
| 17 | 17 | 34 | 1.594 | 5.762 | 7.356 | - | - | - | 93.171 | 109.077 | 202.248 |
| 3.814 | 1.784 | 5.598 | 6.831 | 22.939 | 29.770 | 94 | 101 | 195 | 343.091 | 332.044 | 675.135 |
| 1.699 | 880 | 2.579 | 10.945 | 36.622 | 47.567 | - | - | - | 444.865 | 444.582 | 889.447 |
| 576 | 311 | 887 | 6.187 | 21.654 | 27.841 | - | - | - | 127.486 | 140.038 | 267.524 |
| 1.713 | 588 | 2.301 | 14.543 | 45.566 | 60.109 | - | - | - | 215.205 | 270.156 | 485.361 |
| 1.823 | 743 | 2.566 | 15.981 | 48.165 | 64.146 | 5 | 3 | 8 | 273.733 | 317.479 | 591.212 |
| 237 | 108 | 345 | 7.112 | 14.165 | 21.277 | - | - | - | 95.591 | 101.007 | 196.598 |
| 777 | 259 | 1.036 | 3.889 | 18.838 | 22.727 | 1 | 4 | 5 | 141.425 | 193.442 | 334.867 |
| 133 | 54 | 187 | 805 | 4.912 | 5.717 | - | - | - | 58.688 | 73.702 | 132.390 |
| - | - | - | 1.414 | 2.754 | 4.168 | - | - | - | 81.917 | 95.626 | 177.543 |
| 14 | 13 | 27 | 193 | 679 | 872 | - | - | - | 18.201 | 28.109 | 46.310 |
| - | - | - | 1.739 | 5.451 | 7.190 | - | - | - | 34.595 | 45.960 | 80.555 |
| - | - | - | 298 | 554 | 852 | - | - | - | 39.666 | 36.360 | 76.026 |
| - | - | - | 1.398 | 3.798 | 5.196 | - | - | - | 39.485 | 53.027 | 92.512 |
| 42 | 29 | 71 | 276 | 1.320 | 1.596 | - | - | - | 42.932 | 55.551 | 98.483 |
| 88 | 43 | 131 | 963 | 4.963 | 5.926 | - | - | - | 71.080 | 79.982 | 151.062 |
| 11.338 | 5.070 | 16.408 | 79.436 | 264.100 | 343.536 | 112 | 115 | 227 | 2.266.817 | 2.566.656 | 4.833.473 |

TABEL 5.16 TABLE

JUMLAH MAHASISWA TERDAFTAR MENURUT PROGRAM PENDIDIKAN DAN JENIS KELAMIN TIAP LLDIKTI
NUMBER OF ENROLLED STUDENTS BASED ON PROGRAM OF EDUCATION AND GENDER BY REGIONAL OFFICE
 LINGKUP / SCOPE : KEMDIKTISAINTEK / MoHES
 STATUS / STATUS : SWASTA AKADEMIK / ACADEMIC PRIVATE
 TAHUN / YEAR : 2025

| LLDIkti Regional Office | Diploma / Diploma Program | | | Sarjana / Bachelor Program | | | Magister / Master Program | | |
|----------------------------|---------------------------|----------------|----------------------|----------------------------|------------------|----------------------|---------------------------|---------------|----------------------|
| | L / M | P / F | Subjml. Sub-total | L / M | P / F | Subjml. Sub-total | L / M | P / F | Subjml. Sub-total |
| (1) | (2) | (3) | (4) | (5) | (6) | (7) | (8) | (9) | (10) |
| LLDIKTI I | 4.713 | 9.527 | 14.240 | 123.370 | 142.916 | 266.286 | 6.227 | 5.387 | 11.614 |
| LLDIKTI II | 2.403 | 6.145 | 8.548 | 82.894 | 91.383 | 174.277 | 4.671 | 4.047 | 8.718 |
| LLDIKTI III | 9.907 | 12.263 | 22.170 | 288.038 | 267.700 | 555.738 | 26.357 | 20.091 | 46.448 |
| LLDIKTI IV | 13.797 | 21.194 | 34.991 | 384.089 | 356.159 | 740.248 | 18.032 | 13.231 | 31.263 |
| LLDIKTI V | 6.997 | 7.554 | 14.551 | 105.344 | 101.058 | 206.402 | 4.571 | 4.435 | 9.006 |
| LLDIKTI VI | 11.879 | 18.976 | 30.855 | 169.089 | 190.053 | 359.142 | 10.520 | 7.950 | 18.470 |
| LLDIKTI VII | 6.037 | 12.453 | 18.490 | 232.987 | 239.579 | 472.566 | 13.874 | 10.808 | 24.682 |
| LLDIKTI VIII | 4.157 | 5.080 | 9.237 | 79.733 | 78.298 | 158.031 | 2.504 | 1.549 | 4.053 |
| LLDIKTI IX | 2.632 | 12.491 | 15.123 | 120.682 | 147.587 | 268.269 | 8.350 | 6.815 | 15.165 |
| LLDIKTI X | 2.212 | 4.904 | 7.116 | 51.925 | 60.401 | 112.326 | 1.769 | 1.328 | 3.097 |
| LLDIKTI XI | 2.233 | 5.350 | 7.583 | 71.101 | 79.199 | 150.300 | 2.677 | 2.216 | 4.893 |
| LLDIKTI XII | 653 | 1.921 | 2.574 | 16.636 | 24.580 | 41.216 | 138 | 93 | 231 |
| LLDIKTI XIII | 754 | 2.234 | 2.988 | 29.695 | 34.321 | 64.016 | 740 | 829 | 1.569 |
| LLDIKTI XIV | 511 | 1.138 | 1.649 | 35.771 | 32.385 | 68.156 | 904 | 412 | 1.316 |
| LLDIKTI XV | 349 | 1.670 | 2.019 | 36.234 | 45.773 | 82.007 | 327 | 129 | 456 |
| LLDIKTI XVI | 628 | 3.888 | 4.516 | 39.432 | 46.914 | 86.346 | 1.165 | 1.214 | 2.379 |
| LLDIKTI XVII | 1.058 | 2.923 | 3.981 | 63.085 | 67.447 | 130.532 | 2.962 | 2.223 | 5.185 |
| Jumlah | 70.920 | 129.711 | 200.631 | 1.930.105 | 2.005.753 | 3.935.858 | 105.788 | 82.757 | 188.545 |

Ket :

Jumlah mahasiswa terdaftar (L+P) PTS Akademik / The number of enrolled students (M/F) of Academic Private Higher Education = 4.684.246

Jumlah data jenis kelamin yang tidak dilaporkan / The number of missing values of gender = 0

TABEL LANJUTAN 5.16 TABLE CONTINUED

JUMLAH MAHASISWA TERDAFTAR MENURUT PROGRAM PENDIDIKAN DAN JENIS KELAMIN TIAP LLDIKTI
NUMBER OF ENROLLED STUDENTS BASED ON PROGRAM OF EDUCATION AND GENDER BY REGIONAL OFFICE
 LINGKUP / SCOPE : KEMDIKTISAINTEK / MoHES
 STATUS / STATUS : SWASTA AKADEMIK / ACADEMIC PRIVATE
 TAHUN / YEAR : 2025

| Doktoral / Doctoral Program | | | Profesi / Professions | | | Spesialis / Specialist | | | Jumlah / Total | | |
|-----------------------------|--------------|----------------------|-----------------------|----------------|----------------------|------------------------|------------|----------------------|------------------|------------------|------------------|
| L / M | P / F | Subjml. Sub-total | L / M | P / F | Subjml. Sub-total | L / M | P / F | Subjml. Sub-total | L / M | P / F | L + P M+F |
| (11) | (12) | (13) | (14) | (15) | (16) | (17) | (18) | (19) | (20) | (21) | (22) |
| 405 | 241 | 646 | 5.268 | 25.958 | 31.226 | 12 | 7 | 19 | 139.995 | 184.036 | 324.031 |
| 17 | 17 | 34 | 1.594 | 5.762 | 7.356 | - | - | - | 91.579 | 107.354 | 198.933 |
| 3.814 | 1.784 | 5.598 | 6.831 | 22.878 | 29.709 | 94 | 101 | 195 | 335.041 | 324.817 | 659.858 |
| 1.699 | 880 | 2.579 | 10.938 | 35.750 | 46.688 | - | - | - | 428.555 | 427.214 | 855.769 |
| 576 | 311 | 887 | 6.187 | 21.654 | 27.841 | - | - | - | 123.675 | 135.012 | 258.687 |
| 1.713 | 588 | 2.301 | 14.543 | 45.566 | 60.109 | - | - | - | 207.744 | 263.133 | 470.877 |
| 1.823 | 743 | 2.566 | 15.981 | 48.165 | 64.146 | 5 | 3 | 8 | 270.707 | 311.751 | 582.458 |
| 237 | 108 | 345 | 7.112 | 14.155 | 21.267 | - | - | - | 93.743 | 99.190 | 192.933 |
| 777 | 259 | 1.036 | 3.889 | 18.838 | 22.727 | 1 | 4 | 5 | 136.331 | 185.994 | 322.325 |
| 133 | 54 | 187 | 805 | 4.912 | 5.717 | - | - | - | 56.844 | 71.599 | 128.443 |
| - | - | - | 1.414 | 2.745 | 4.159 | - | - | - | 77.425 | 89.510 | 166.935 |
| 14 | 13 | 27 | 193 | 679 | 872 | - | - | - | 17.634 | 27.286 | 44.920 |
| - | - | - | 1.739 | 5.451 | 7.190 | - | - | - | 32.928 | 42.835 | 75.763 |
| - | - | - | 298 | 554 | 852 | - | - | - | 37.484 | 34.489 | 71.973 |
| - | - | - | 1.398 | 3.798 | 5.196 | - | - | - | 38.308 | 51.370 | 89.678 |
| 42 | 29 | 71 | 276 | 1.320 | 1.596 | - | - | - | 41.543 | 53.365 | 94.908 |
| 88 | 43 | 131 | 963 | 4.963 | 5.926 | - | - | - | 68.156 | 77.599 | 145.755 |
| 11.338 | 5.070 | 16.408 | 79.429 | 263.148 | 342.577 | 112 | 115 | 227 | 2.197.692 | 2.486.554 | 4.684.246 |

TABEL 5.17 TABLE

JUMLAH MAHASISWA TERDAFTAR MENURUT PROGRAM PENDIDIKAN DAN JENIS KELAMIN TIAP LLDIKTI
NUMBER OF ENROLLED STUDENTS BASED ON PROGRAM OF EDUCATION AND GENDER BY REGIONAL OFFICE
 LINGKUP / SCOPE : KEMDIKTISAINTEK / MoHES
 STATUS / STATUS : SWASTA VOKASI / VOCATIONAL PRIVATE
 TAHUN / YEAR : 2025

| LLDIkti Regional Office | Diploma / Diploma Program | | | Sarjana / Bachelor Program | | | Magister / Master Program | | |
|----------------------------|---------------------------|---------------|----------------------|----------------------------|----------|----------------------|---------------------------|-----------|----------------------|
| | L / M | P / F | Subjml. Sub-total | L / M | P / F | Subjml. Sub-total | L / M | P / F | Subjml. Sub-total |
| (1) | (2) | (3) | (4) | (5) | (6) | (7) | (8) | (9) | (10) |
| LLDIKTI I | 5.691 | 6.478 | 12.169 | - | - | - | - | - | - |
| LLDIKTI II | 1.592 | 1.723 | 3.315 | - | - | - | - | - | - |
| LLDIKTI III | 8.007 | 7.140 | 15.147 | - | - | - | 43 | 26 | 69 |
| LLDIKTI IV | 16.303 | 16.496 | 32.799 | - | - | - | - | - | - |
| LLDIKTI V | 3.811 | 5.026 | 8.837 | - | - | - | - | - | - |
| LLDIKTI VI | 7.461 | 7.023 | 14.484 | - | - | - | - | - | - |
| LLDIKTI VII | 3.026 | 5.728 | 8.754 | - | - | - | - | - | - |
| LLDIKTI VIII | 1.848 | 1.807 | 3.655 | - | - | - | - | - | - |
| LLDIKTI IX | 5.084 | 7.441 | 12.525 | - | - | - | 10 | 7 | 17 |
| LLDIKTI X | 1.844 | 2.103 | 3.947 | - | - | - | - | - | - |
| LLDIKTI XI | 4.492 | 6.107 | 10.599 | - | - | - | - | - | - |
| LLDIKTI XII | 567 | 823 | 1.390 | - | - | - | - | - | - |
| LLDIKTI XIII | 1.667 | 3.125 | 4.792 | - | - | - | - | - | - |
| LLDIKTI XIV | 2.182 | 1.871 | 4.053 | - | - | - | - | - | - |
| LLDIKTI XV | 1.177 | 1.657 | 2.834 | - | - | - | - | - | - |
| LLDIKTI XVI | 1.389 | 2.186 | 3.575 | - | - | - | - | - | - |
| LLDIKTI XVII | 2.859 | 2.344 | 5.203 | - | - | - | 65 | 39 | 104 |
| Jumlah | 69.000 | 79.078 | 148.078 | - | - | - | 118 | 72 | 190 |

Ket :

Jumlah mahasiswa terdaftar (L+P) PTS Vokasi / The number of enrolled students (M/F) of Vocational Private Higher Education = 149.227

Jumlah data jenis kelamin yang tidak dilaporkan / The number of missing values of gender = 0

TABEL LANJUTAN 5.17 TABLE CONTINUED

JUMLAH MAHASISWA TERDAFTAR MENURUT PROGRAM PENDIDIKAN DAN JENIS KELAMIN TIAP LLDIKTI
NUMBER OF ENROLLED STUDENTS BASED ON PROGRAM OF EDUCATION AND GENDER BY REGIONAL OFFICE
 LINGKUP / SCOPE : KEMDIKTISAINTEK / MoHES
 STATUS / STATUS : SWASTA VOKASI / VOCATIONAL PRIVATE
 TAHUN / YEAR : 2025

| Doktoral / Doctoral Program | | | Profesi / Professions | | | Spesialis / Specialist | | | Jumlah / Total | | |
|-----------------------------|-------|----------------------|-----------------------|-------|----------------------|------------------------|-------|----------------------|----------------|--------|--------------|
| L / M | P / F | Subjml. Sub-total | L / M | P / F | Subjml. Sub-total | L / M | P / F | Subjml. Sub-total | L / M | P / F | L + P M+F |
| (11) | (12) | (13) | (14) | (15) | (16) | (17) | (18) | (19) | (20) | (21) | (22) |
| - | - | - | - | - | - | - | - | - | 5.691 | 6.478 | 12.169 |
| - | - | - | - | - | - | - | - | - | 1.592 | 1.723 | 3.315 |
| - | - | - | - | 61 | 61 | - | - | - | 8.050 | 7.227 | 15.277 |
| - | - | - | 7 | 872 | 879 | - | - | - | 16.310 | 17.368 | 33.678 |
| - | - | - | - | - | - | - | - | - | 3.811 | 5.026 | 8.837 |
| - | - | - | - | - | - | - | - | - | 7.461 | 7.023 | 14.484 |
| - | - | - | - | - | - | - | - | - | 3.026 | 5.728 | 8.754 |
| - | - | - | - | 10 | 10 | - | - | - | 1.848 | 1.817 | 3.665 |
| - | - | - | - | - | - | - | - | - | 5.094 | 7.448 | 12.542 |
| - | - | - | - | - | - | - | - | - | 1.844 | 2.103 | 3.947 |
| - | - | - | - | 9 | 9 | - | - | - | 4.492 | 6.116 | 10.608 |
| - | - | - | - | - | - | - | - | - | 567 | 823 | 1.390 |
| - | - | - | - | - | - | - | - | - | 1.667 | 3.125 | 4.792 |
| - | - | - | - | - | - | - | - | - | 2.182 | 1.871 | 4.053 |
| - | - | - | - | - | - | - | - | - | 1.177 | 1.657 | 2.834 |
| - | - | - | - | - | - | - | - | - | 1.389 | 2.186 | 3.575 |
| - | - | - | - | - | - | - | - | - | 2.924 | 2.383 | 5.307 |
| - | - | - | 7 | 952 | 959 | - | - | - | 69.125 | 80.102 | 149.227 |

TABEL 5.18 TABLE
PERKEMBANGAN JUMLAH MAHASISWA TERDAFTAR PERGURUAN TINGGI (PT) TIAP PROVINSI
TREND OF HIGHER EDUCATION (HE) ENROLLED STUDENT BY PROVINCE
 LINGKUP / SCOPE : KEMDIKTISAINTEK / MoHEST
 STATUS / STATUS : NEGERI+SWASTA / PUBLIC+PRIVATE
 TAHUN / YEAR : 2025

| Provinsi <i>Province</i> | 2019/2020 | | | 2020/2021 | | | 2021/2022 | | |
|-----------------------------|-------------------------|--------------------------|------------------------|-------------------------|--------------------------|------------------------|-------------------------|--------------------------|------------------------|
| | Negeri <i>Public</i> | Swasta <i>Private</i> | Jumlah <i>Total</i> | Negeri <i>Public</i> | Swasta <i>Private</i> | Jumlah <i>Total</i> | Negeri <i>Public</i> | Swasta <i>Private</i> | Jumlah <i>Total</i> |
| (1) | (2) | (3) | (4) | (5) | (6) | (7) | (8) | (9) | (10) |
| D.K.I. Jakarta | 90.643 | 617.064 | 707.707 | 101.058 | 597.210 | 698.268 | 104.251 | 597.115 | 701.366 |
| Jawa Barat | 167.678 | 584.107 | 751.785 | 189.834 | 636.893 | 826.727 | 196.690 | 663.307 | 859.997 |
| Banten | 1.067.418 | 240.796 | 1.308.214 | 1.115.284 | 244.561 | 1.359.845 | 1.154.332 | 228.657 | 1.382.989 |
| Jawa Tengah | 170.043 | 402.794 | 572.837 | 181.958 | 419.660 | 601.618 | 200.264 | 424.727 | 624.991 |
| D.I. Yogyakarta | 102.018 | 267.813 | 369.831 | 110.711 | 278.988 | 389.699 | 122.564 | 279.299 | 401.863 |
| Jawa Timur | 297.925 | 520.186 | 818.111 | 315.700 | 547.749 | 863.449 | 335.841 | 553.920 | 889.761 |
| Aceh | 70.873 | 80.009 | 150.882 | 77.384 | 68.742 | 146.126 | 81.214 | 63.902 | 145.116 |
| Sumatera Utara | 73.412 | 296.802 | 370.214 | 76.126 | 296.297 | 372.423 | 83.159 | 299.299 | 382.458 |
| Sumatera Barat | 86.250 | 93.799 | 180.049 | 86.855 | 90.912 | 177.767 | 90.135 | 92.304 | 182.439 |
| Riau | 38.020 | 98.009 | 136.029 | 37.635 | 99.800 | 137.435 | 38.618 | 104.411 | 143.029 |
| Kepulauan Riau | 5.307 | 34.504 | 39.811 | 13.412 | 32.262 | 45.674 | 15.850 | 32.657 | 48.507 |
| Jambi | 35.296 | 35.261 | 70.557 | 31.985 | 36.193 | 68.178 | 36.330 | 34.801 | 71.131 |
| Sumatera Selatan | 38.061 | 96.173 | 134.234 | 46.710 | 94.911 | 141.621 | 48.606 | 92.127 | 140.733 |
| Bangka Belitung | 5.732 | 6.102 | 11.834 | 6.359 | 6.724 | 13.083 | 7.136 | 7.266 | 14.402 |
| Bengkulu | 25.158 | 21.773 | 46.931 | 26.022 | 22.288 | 48.310 | 25.258 | 23.760 | 49.018 |
| Lampung | 37.656 | 69.567 | 107.223 | 45.297 | 68.194 | 113.491 | 53.002 | 71.375 | 124.377 |
| Kalimantan Barat | 55.246 | 39.121 | 94.367 | 54.514 | 39.215 | 93.729 | 50.497 | 40.597 | 91.094 |
| Kalimantan Tengah | 12.968 | 18.667 | 31.635 | 18.695 | 18.698 | 37.393 | 21.175 | 16.065 | 37.240 |
| Kalimantan Selatan | 41.276 | 53.484 | 94.760 | 37.635 | 52.345 | 89.980 | 39.759 | 53.641 | 93.400 |
| Kalimantan Timur | 40.398 | 52.459 | 92.857 | 45.681 | 50.932 | 96.613 | 44.714 | 51.377 | 96.091 |
| Kalimantan Utara | 6.952 | 5.163 | 12.115 | 7.974 | 4.801 | 12.775 | 9.260 | 4.494 | 13.754 |
| Sulawesi Utara | 56.472 | 30.123 | 86.595 | 56.680 | 33.245 | 89.925 | 68.158 | 36.970 | 105.128 |
| Gorontalo | 28.220 | 21.869 | 50.089 | 28.440 | 19.279 | 47.719 | 28.850 | 21.781 | 50.631 |
| Sulawesi Tengah | 40.985 | 39.917 | 80.902 | 45.872 | 42.106 | 87.978 | 48.484 | 42.347 | 90.831 |
| Sulawesi Selatan | 73.217 | 256.331 | 329.548 | 84.349 | 253.410 | 337.759 | 98.490 | 241.683 | 340.173 |
| Sulawesi Barat | 5.580 | 12.869 | 18.449 | 12.488 | 14.529 | 27.017 | 15.109 | 15.545 | 30.654 |
| Sulawesi Tenggara | 53.171 | 41.534 | 94.705 | 63.677 | 43.234 | 106.911 | 65.283 | 43.520 | 108.803 |
| Maluku | 17.875 | 25.500 | 43.375 | 41.415 | 26.082 | 67.497 | 39.878 | 26.315 | 66.193 |
| Maluku Utara | 15.797 | 25.331 | 41.128 | 17.239 | 24.190 | 41.429 | 18.038 | 22.636 | 40.674 |
| Bali | 69.065 | 92.342 | 161.407 | 54.345 | 90.007 | 144.352 | 58.588 | 89.156 | 147.744 |
| Nusa Tenggara Barat | 34.266 | 60.198 | 94.464 | 34.850 | 67.867 | 102.717 | 36.895 | 75.917 | 112.812 |
| Nusa Tenggara Timur | 50.973 | 61.961 | 112.934 | 54.683 | 69.148 | 123.831 | 54.192 | 72.293 | 126.485 |
| Papua | 65.473 | 42.295 | 107.768 | 72.167 | 43.703 | 115.870 | 76.568 | 44.867 | 121.435 |
| Papua Barat | 14.591 | 31.071 | 45.662 | 12.572 | 25.735 | 38.307 | 12.640 | 27.322 | 39.962 |
| INDONESIA | 2.994.015 | 4.374.994 | 7.369.009 | 3.205.606 | 4.459.910 | 7.665.516 | 3.379.828 | 4.495.453 | 7.875.281 |

TABEL LANJUTAN 5.18 TABLE CONTINUED

PERKEMBANGAN JUMLAH MAHASISWA TERDAFTAR PERGURUAN TINGGI (PT) TIAP PROVINSI
TREND OF HIGHER EDUCATION (HE) ENROLLED STUDENT BY PROVINCE
 LINGKUP / SCOPE : KEMDIKTISAINTEK / MoHES
 STATUS / STATUS : NEGERI+SWASTA / PUBLIC+PRIVATE
 TAHUN / YEAR : 2025

| Provinsi <i>Province</i> | 2022/2023 | | | 2023/2024 | | | 2024/2025 | | |
|-----------------------------|-------------------------|--------------------------|------------------------|-------------------------|--------------------------|------------------------|-------------------------|--------------------------|------------------------|
| | Negeri <i>Public</i> | Swasta <i>Private</i> | Jumlah <i>Total</i> | Negeri <i>Public</i> | Swasta <i>Private</i> | Jumlah <i>Total</i> | Negeri <i>Public</i> | Swasta <i>Private</i> | Jumlah <i>Total</i> |
| (1) | (2) | (3) | (4) | (5) | (6) | (7) | (8) | (9) | (10) |
| D.K.I. Jakarta | 110.066 | 644.297 | 754.363 | 113.672 | 653.752 | 767.424 | 132.876 | 666.502 | 799.378 |
| Jawa Barat | 214.591 | 645.423 | 860.014 | 212.505 | 636.568 | 849.073 | 244.768 | 671.153 | 915.921 |
| Banten | 1.231.090 | 239.271 | 1.470.361 | 1.478.128 | 214.978 | 1.693.106 | 1.657.906 | 226.927 | 1.884.833 |
| Jawa Tengah | 228.767 | 447.460 | 676.227 | 236.031 | 441.246 | 677.277 | 278.175 | 485.361 | 763.536 |
| D.I. Yogyakarta | 144.640 | 279.131 | 423.771 | 146.078 | 264.793 | 410.871 | 171.712 | 267.524 | 439.236 |
| Jawa Timur | 362.398 | 569.290 | 931.688 | 380.615 | 561.161 | 941.776 | 437.959 | 591.212 | 1.029.171 |
| Aceh | 83.576 | 75.706 | 159.282 | 80.351 | 71.132 | 151.483 | 95.606 | 80.555 | 176.161 |
| Sumatera Utara | 89.987 | 329.555 | 419.542 | 89.422 | 314.485 | 403.907 | 108.045 | 336.200 | 444.245 |
| Sumatera Barat | 101.745 | 94.789 | 196.534 | 100.365 | 94.759 | 195.124 | 104.785 | 98.557 | 203.342 |
| Riau | 39.342 | 112.594 | 151.936 | 40.551 | 110.851 | 151.402 | 46.415 | 116.523 | 162.938 |
| Kepulauan Riau | 16.540 | 31.331 | 47.871 | 17.964 | 32.093 | 50.057 | 21.135 | 34.539 | 55.674 |
| Jambi | 34.236 | 31.233 | 65.469 | 35.387 | 32.238 | 67.625 | 38.127 | 33.833 | 71.960 |
| Sumatera Selatan | 49.625 | 97.716 | 147.341 | 49.970 | 90.420 | 140.390 | 50.741 | 90.677 | 141.418 |
| Bangka Belitung | 8.197 | 7.222 | 15.419 | 9.168 | 8.256 | 17.424 | 10.147 | 7.983 | 18.130 |
| Bengkulu | 26.084 | 25.582 | 51.666 | 25.808 | 26.050 | 51.858 | 32.229 | 27.818 | 60.047 |
| Lampung | 59.650 | 71.425 | 131.075 | 63.869 | 72.671 | 136.540 | 66.545 | 75.770 | 142.315 |
| Kalimantan Barat | 50.734 | 42.589 | 93.323 | 50.283 | 41.600 | 91.883 | 56.856 | 44.831 | 101.687 |
| Kalimantan Tengah | 22.227 | 18.542 | 40.769 | 22.081 | 18.490 | 40.571 | 26.213 | 19.519 | 45.732 |
| Kalimantan Selatan | 40.091 | 55.070 | 95.161 | 39.630 | 54.777 | 94.407 | 49.968 | 56.505 | 106.473 |
| Kalimantan Timur | 50.694 | 53.106 | 103.800 | 49.537 | 51.891 | 101.428 | 55.707 | 52.606 | 108.313 |
| Kalimantan Utara | 10.254 | 4.334 | 14.588 | 10.783 | 3.937 | 14.720 | 12.485 | 4.082 | 16.567 |
| Sulawesi Utara | 71.214 | 36.970 | 108.184 | 61.277 | 35.540 | 96.817 | 57.759 | 36.078 | 93.837 |
| Gorontalo | 29.777 | 23.463 | 53.240 | 29.708 | 21.241 | 50.949 | 38.257 | 22.170 | 60.427 |
| Sulawesi Tengah | 53.339 | 47.827 | 101.166 | 51.590 | 41.661 | 93.251 | 52.255 | 40.235 | 92.490 |
| Sulawesi Selatan | 110.473 | 249.966 | 360.439 | 110.569 | 246.140 | 356.709 | 140.005 | 262.893 | 402.898 |
| Sulawesi Barat | 17.314 | 16.471 | 33.785 | 16.020 | 16.011 | 32.031 | 15.379 | 17.578 | 32.957 |
| Sulawesi Tenggara | 59.708 | 46.323 | 106.031 | 57.838 | 50.990 | 108.828 | 66.106 | 54.396 | 120.502 |
| Maluku | 36.331 | 26.733 | 63.064 | 35.343 | 25.131 | 60.474 | 43.828 | 26.517 | 70.345 |
| Maluku Utara | 21.573 | 21.001 | 42.574 | 20.178 | 19.443 | 39.621 | 19.980 | 19.793 | 39.773 |
| Bali | 61.170 | 87.418 | 148.588 | 65.748 | 84.353 | 150.101 | 78.915 | 87.638 | 166.553 |
| Nusa Tenggara Barat | 41.279 | 84.565 | 125.844 | 39.027 | 90.475 | 129.502 | 37.474 | 108.960 | 146.434 |
| Nusa Tenggara Timur | 59.819 | 79.055 | 138.874 | 59.954 | 83.163 | 143.117 | 76.417 | 92.512 | 168.929 |
| Papua | 92.915 | 45.381 | 138.296 | 63.333 | 40.590 | 103.923 | 68.525 | 43.227 | 111.752 |
| Papua Barat | 12.584 | 34.050 | 46.634 | 12.968 | 29.255 | 42.223 | 15.172 | 32.799 | 47.971 |
| INDONESIA | 3.642.030 | 4.674.889 | 8.316.919 | 3.875.751 | 4.580.141 | 8.455.892 | 4.408.472 | 4.833.473 | 9.241.945 |



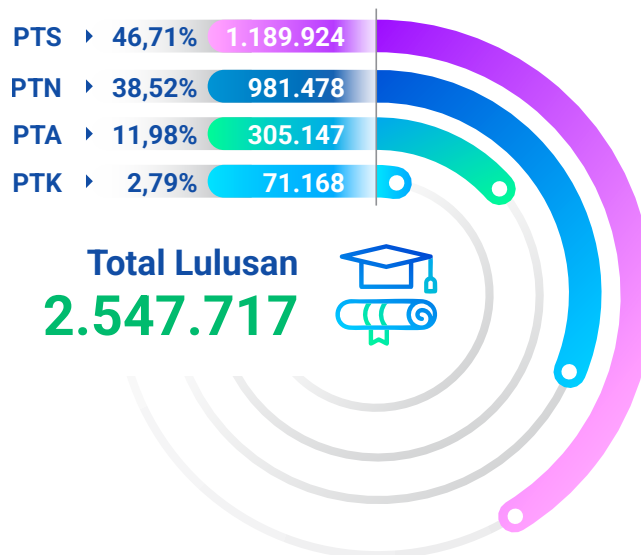
Lulusan

Graduates



Statistik lulusan pendidikan tinggi tahun 2025 memberikan gambaran komprehensif mengenai capaian akhir proses pembelajaran pada berbagai program pendidikan dan kelompok kelembagaan. Penyajian data mencakup distribusi lulusan berdasarkan jenis perguruan tinggi, sebaran wilayah provinsi, program pendidikan, serta komposisi menurut jenis kelamin dan kelompok bidang ilmu.

The higher education graduate statistics for 2025 provide a comprehensive overview of final learning outcomes across various levels and institutional categories. The data cover the distribution of graduates by institutional category, province, level of education, gender, and knowledge field.

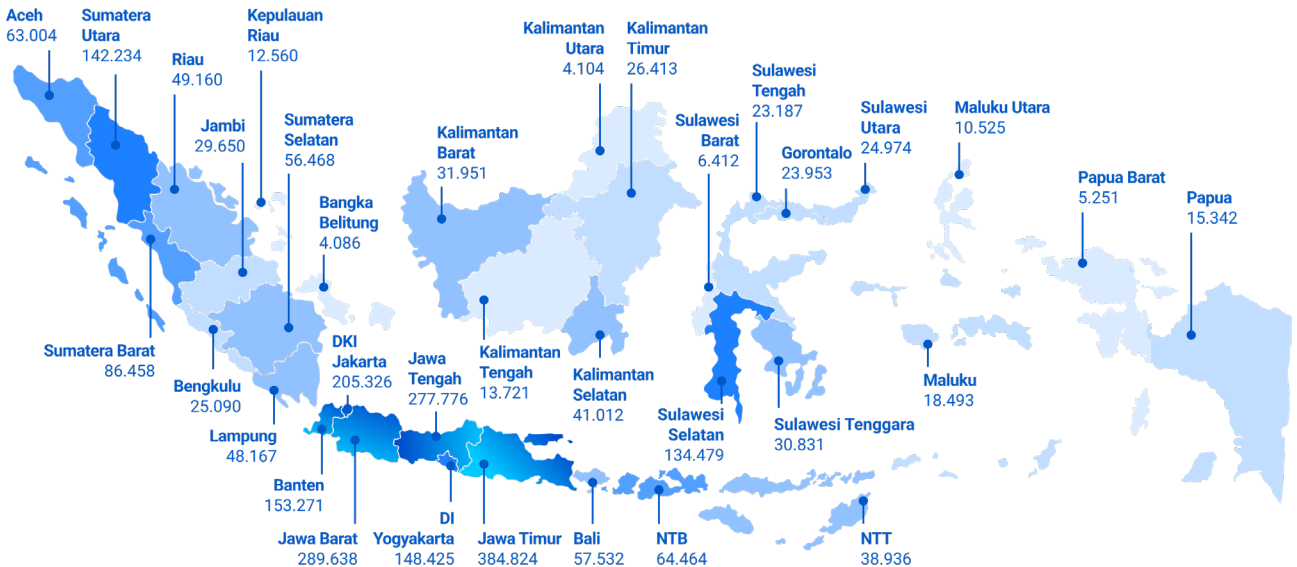


GRAFIK 6.1 GRAPHIC

SEBARAN LULUSAN BERDASARKAN KELOMPOK LEMBAGA
DISTRIBUTION OF GRADUATES BY INSTITUTIONAL CATEGORY

Sebaran lulusan pendidikan tinggi tahun 2025 berdasarkan kelompok lembaga menunjukkan bahwa lulusan terbanyak berasal dari Perguruan Tinggi Swasta (PTS) dengan jumlah lulusan mencapai 1.189.924 atau 46,71 persen dari total 2.547.717 lulusan. Perguruan Tinggi Negeri (PTN) berada pada posisi berikutnya, yakni 981.478 atau 38,52 persen. Sementara itu, Perguruan Tinggi Agama (PTA) menyumbangkan sebanyak 305.147 lulusan atau 11,98 persen, dan Perguruan Tinggi Kedinasaan (PTK) sebanyak 71.168 lulusan atau 2,79 persen dari total lulusan.

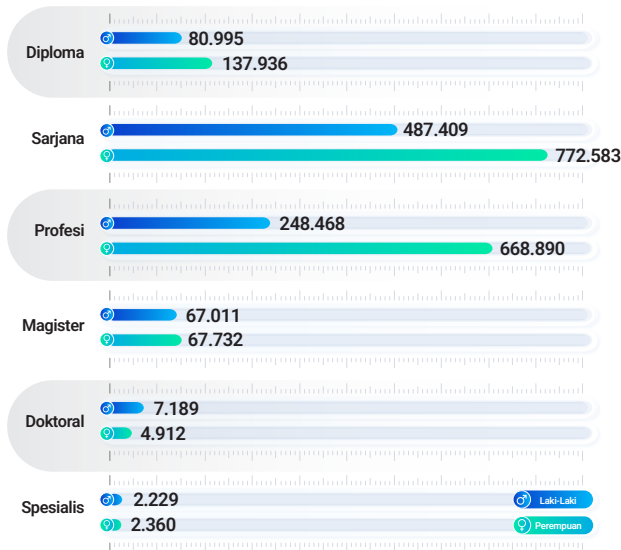
In 2025, the distribution of higher education graduates by institutional category shows that private higher education institutions account for the largest number of graduates, totaling 1,189,924 or 46.71 percent of the 2,547,717 graduates. Public higher education institutions represent the second-largest share, with 981,478 graduates, corresponding to 38.52 percent of the total. Religious higher education institutions contribute 305,147 graduates, accounting for 11.98 percent, while government higher education institutions record 71,168 graduates, or 2.79 percent of all graduates.



GRAFIK 6.2 GRAPHIC
SEBARAN LULUSAN BERDASARKAN WILAYAH
GRADUATES BY PROVINCE

Berdasarkan wilayah perguruan tinggi, Provinsi Jawa Timur tercatat sebagai provinsi yang menghasilkan jumlah lulusan paling banyak dibandingkan provinsi lain di Indonesia, yakni mencapai 384.842 lulusan. Selanjutnya disusul oleh Provinsi Jawa Barat, Jawa Tengah, dan DKI Jakarta yang secara berturut-turut memberikan kontribusi jumlah lulusan yang juga lebih besar dibandingkan wilayah lain. Pola urutan provinsi dengan lulusan terbanyak pada tahun 2025 ini masih sama dengan tahun 2024. Sementara itu, Provinsi Bangka Belitung, Kalimantan Utara, dan Papua Barat masih menempati urutan 3 terendah dalam menghasilkan jumlah lulusan, yakni pada total 4.085 lulusan di Bangka Belitung, 4.104 lulusan di Kalimantan Utara, dan 5.251 lulusan di Papua Barat. Namun begitu, angka ini meningkat dua kali lipat dibandingkan tahun 2024.

By higher education region, East Java records the highest number of graduates in 2025, totaling 384,842 graduates. West Java, Central Java, and the Special Capital Region of Jakarta follow in the same order, each contributing larger numbers of graduates compared with other regions. The ordering of provinces with the highest numbers of graduates in 2025 remains unchanged from 2024. Meanwhile, Bangka Belitung Islands, North Kalimantan, and West Papua remain among the three regions with the lowest numbers of graduates, with 4,085 graduates in Bangka Belitung Islands, 4,104 graduates in North Kalimantan, and 5,251 graduates in West Papua. Nevertheless, graduate numbers in all three provinces doubled compared to 2024.

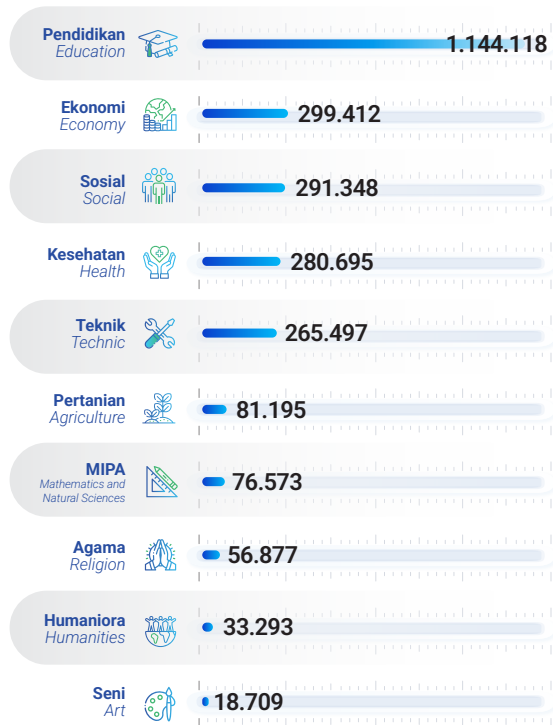


GRAFIK 6.3 GRAPHIC

LULUSAN BERDASARKAN PROGRAM PENDIDIKAN DAN JENIS KELAMIN GRADUATES BY LEVEL OF EDUCATION AND GENDER

Berdasarkan program pendidikan dan jenis kelamin, di tahun 2025 jumlah lulusan perempuan lebih banyak dibandingkan jumlah lulusan laki-laki pada hampir seluruh program pendidikan. Hal ini juga termasuk pada program magister yang pada tahun 2024 mengalami kondisi sebaliknya. Jumlah lulusan laki-laki lebih unggul dibandingkan lulusan perempuan hanya pada program doktor.

Berdasarkan bidang ilmu, sama seperti tahun sebelumnya, lulusan pendidikan tinggi di Indonesia paling banyak berasal dari rumpun bidang ilmu pendidikan, yakni mencapai 1.144.118 dan ekonomi mencapai lulusan sebanyak 299.412. Sementara itu, jumlah lulusan dari bidang ilmu teknik semakin bergeser. Jika pada tahun lalu dilampaui satu peringkat oleh lulusan dari bidang ilmu sosial, maka tahun ini dilampaui lagi oleh lulusan dari bidang ilmu kesehatan. Kelompok bidang ilmu agama, humaniora, dan seni masih menghasilkan lulusan paling sedikit pada tahun 2025.



GRAFIK 6.4 GRAPHIC

LULUSAN BERDASARKAN BIDANG ILMU GRADUATES BY KNOWLEDGE FIELD

From the perspective of level of education and gender, female graduates in 2025 outnumber male graduates at nearly all levels of higher education. This pattern is also observed at the master's level, whereas in 2024 the opposite pattern was recorded. Male graduates exceed female graduates only at the doctoral level.

By knowledge field, the 2025 pattern mirrors that of the previous year, with the largest numbers of graduates coming from the education field at 1,144,118, followed by economics at 299,412. Meanwhile, the number of graduates in the engineering field continues to shift. After being overtaken by the social sciences in the previous year, it was surpassed by the health sciences in the current year. The field of religious studies, humanities, and the arts continue to account for the smallest numbers of graduates.



GRAFIK 6.5 GRAPHIC

PROGRAM STUDI DENGAN LULUSAN TERBANYAK STUDY PROGRAMS WITH THE LARGEST NUMBER OF GRADUATES

Program studi yang menghasilkan lulusan terbanyak masih berasal dari Pendidikan Profesi Guru, Manajemen, Akuntansi, Ilmu Hukum, dan Pendidikan Guru Sekolah Dasar. Urutan ini berbeda dibandingkan tahun 2024, di mana program studi Manajemen tidak lagi tercatat sebagai program studi dengan lulusan terbanyak. Lulusan dari Program Studi Pendidikan Profesi Guru meningkat sebanyak 6,6 kali lipat pada tahun 2025.

Sementara itu, program studi yang menghasilkan jumlah lulusan paling sedikit pada tahun 2025 adalah Profesi Ners, Pendidikan Bahasa Inggris, dan Pendidikan Guru Pendidikan Anak Usia Dini, dengan masing-masing program studi tersebut menghasilkan lulusan tidak mencapai 20 ribu lulusan.

By study program, the largest numbers of graduates in 2025 are recorded in teacher profession education, management, accounting, law, and primary school teacher education. This composition differs from that of 2024, as management was no longer the program with the highest number of graduates. The number of graduates from the teacher profession education program increased sharply in 2025, rising by 6.6 times.

Meanwhile, the study programs with the smallest number of graduates in 2025 are nursing profession program, English education, and early childhood teacher education, with each program recording fewer than 20,000 graduates.



GRAFIK 6.6 GRAPHIC

TOP 10 (SEPULUH) PROGRAM STUDI DENGAN LULUSAN TERBANYAK BERDASARKAN JENIS PROGRAM PENDIDIKAN
TOP TEN STUDY PROGRAMS WITH THE LARGEST NUMBER OF GRADUATES WITHIN EACH EDUCATION PROGRAM

Pola sebaran lulusan dan mahasiswa terdaftar menunjukkan adanya keselarasan, yang tercermin dari kesamaan sepuluh program studi dengan jumlah lulusan terbanyak pada berbagai program pendidikan. Data ini menunjukkan adanya konsistensi antara minat mahasiswa dan jumlah lulusan yang dihasilkan. Pada program diploma, lulusan terbanyak berasal dari bidang kesehatan, seperti keperawatan, kebidanan, farmasi, serta teknologi laboratorium medis. Selain itu, bidang keuangan seperti akuntansi dan perpajakan, teknologi informasi, serta perhotelan juga memberikan kontribusi lulusan yang cukup besar. Sementara itu, pada program profesi, Program Studi Pendidikan Profesi Guru mendominasi dengan proporsi mencapai 31,36 persen dari total lulusan dan mengalami peningkatan yang signifikan dibandingkan tahun sebelumnya.

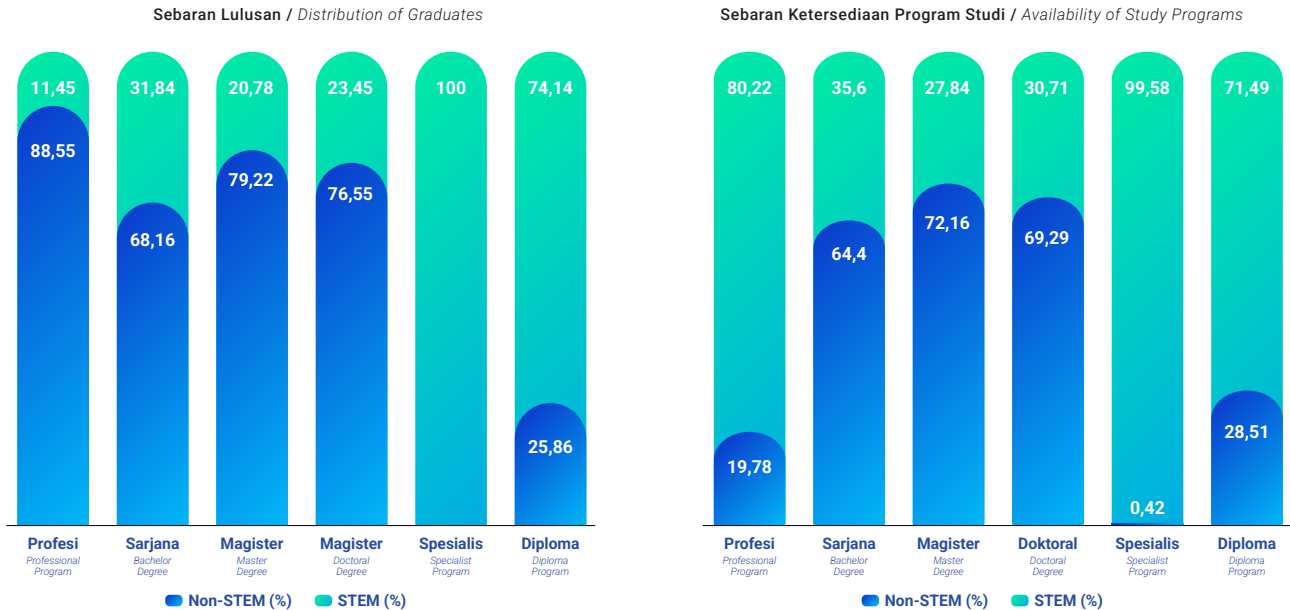
Pada program sarjana, Program Studi Pendidikan Guru Sekolah Dasar juga termasuk dalam tiga besar lulusan terbanyak, meskipun proporsinya tidak sebesar pada program profesi. Program studi Manajemen, Ilmu Hukum, Akuntansi, dan Pendidikan Agama Islam secara konsisten masuk dalam sepuluh besar pada program sarjana, magister, dan doktoral yang menunjukkan adanya keberlanjutan studi pada bidang keilmuan tersebut. Sementara itu, Program Studi Teknik Sipil hanya terdapat hingga program magister.

The distribution of graduates and enrolled students aligns, reflected in the similarities and trends across ten study programs, with the largest number of graduates appearing in several education programs. The data indicate a consistent relationship between students' interests and the number of graduates produced. In diploma programs, the majority of graduates come from health-related fields, such as nursing, midwifery, pharmacy, and medical laboratory technology. Additionally, fields such as finance—covering accounting and taxation, information technology, and hospitality also produce substantial numbers of graduates. In profession programs, teacher education program dominates, accounting for 31.36% of the total graduates and experiencing a notable increase compared to the previous year.

In the bachelor's program, the primary school teacher education program ranks among the top three largest programs, although its proportion is not as large as in the profession program. Management, law, accounting, and Islamic religious education are consistently among the top ten programs across bachelor's, master's, and doctoral programs, indicating continuity of study across these fields. Meanwhile, the civil engineering program is only offered up to the master's level.

Di sisi lain, meskipun kebutuhan sumber daya manusia di bidang teknologi informasi semakin meningkat, jumlah lulusan di bidang ini masih terbatas pada program sarjana dan belum terlihat dominan pada program magister dan doktoral. Pada program spesialis, lulusan terbanyak berasal dari Program Studi Ilmu Kesehatan Anak, Ilmu Penyakit Dalam, dan Ilmu Bedah.

On the other hand, despite the increasing demand for human resources in information technology, the number of graduates in this field remains limited to bachelor's programs and is not yet widely available in master's and doctoral programs. At the specialist program, the largest number of graduates is found in pediatrics, internal medicine, and surgery.



GRAFIK 6.7 GRAPHIC

PROPORSI LULUSAN BERDASARKAN PROGRAM PENDIDIKAN DAN BIDANG KEILMUAN
PROPORTION OF GRADUATES BY EDUCATION PROGRAM AND KNOWLEDGE FIELD

Distribusi program studi pada program sarjana, magister, dan doktoral masih didominasi oleh bidang non-STEM, dengan proporsi lulusan non-STEM mencapai lebih dari 65 persen. Sebaliknya, pada program diploma, profesi, dan spesialis, jumlah program studi bidang STEM lebih banyak dibandingkan non-STEM. Pada program diploma dan spesialis, jumlah lulusan relatif sejalan dengan kapasitas program studi yang tersedia. Namun demikian, pada program profesi, meskipun program studi bidang STEM lebih dominan, jumlah lulusan justru lebih banyak berasal dari non-STEM. Pada program spesialis, terdapat satu program studi non-STEM, yaitu Program Studi Pekerja Sosial, yang hingga saat ini belum menghasilkan lulusan.

Distribution of study programs across bachelor's, master's, and doctoral programs remains dominated by non-STEM fields, with the proportion of non-STEM graduates exceeding 65 percent. In contrast, in diploma, profession, and specialist programs, the number of study programs in STEM fields is greater than in non-STEM fields. In diploma and specialist programs, the number of graduates relatively aligns with the available capacity study program. However, in profession program, although the number of STEM study programs is higher, the number of graduates is higher than in non-STEM fields. In the specialist program, there is one non-STEM study program, namely social work, which has not yet produced any graduates.

TABEL 6.1 TABLE
JUMLAH LULUSAN MENURUT BENTUK PENDIDIKAN TIAP PROVINSI
NUMBER OF GRADUATES BASED ON FORM OF EDUCATION BY PROVINCE
 LINGKUP / SCOPE : NASIONAL / NATIONAL
 STATUS / STATUS : NEGERI+SWASTA / PUBLIC+PRIVATE
 TAHUN / YEAR : 2025

| Provinsi Province | Universitas University | Institut Institute | Sekolah Tinggi Sch. of High Learning | Akademi Academy | Akademi Komunitas Community College | Politeknik Polytechnic | Jumlah Total |
|----------------------|---------------------------|-----------------------|---|--------------------|--|---------------------------|------------------|
| (1) | (2) | (3) | (4) | (5) | (6) | (7) | (8) |
| D.K.I. Jakarta | 170.873 | 11.077 | 15.269 | 1.678 | - | 6.429 | 205.326 |
| Jawa Barat | 193.186 | 38.035 | 37.024 | 2.503 | 70 | 18.820 | 289.638 |
| Banten | 139.042 | 2.093 | 8.195 | 511 | - | 3.430 | 153.271 |
| Jawa Tengah | 244.398 | 5.200 | 13.146 | 1.741 | 9 | 13.282 | 277.776 |
| D.I. Yogyakarta | 132.347 | 3.121 | 8.438 | 1.212 | 583 | 2.724 | 148.425 |
| Jawa Timur | 317.190 | 22.115 | 27.380 | 1.743 | 232 | 16.164 | 384.824 |
| Aceh | 51.283 | 3.647 | 4.645 | 511 | 25 | 2.893 | 63.004 |
| Sumatera Utara | 110.826 | 11.281 | 13.097 | 1.133 | - | 5.897 | 142.234 |
| Sumatera Barat | 76.984 | 1.457 | 3.207 | 691 | - | 4.119 | 86.458 |
| Riau | 38.692 | 3.837 | 4.284 | 97 | - | 2.250 | 49.160 |
| Kepulauan Riau | 7.402 | 816 | 2.000 | 31 | - | 2.311 | 12.560 |
| Jambi | 20.811 | 4.515 | 1.296 | 84 | - | 2.944 | 29.650 |
| Sumatera Selatan | 44.713 | 933 | 5.439 | 91 | 43 | 5.249 | 56.468 |
| Bangka Belitung | 1.978 | 1.294 | 31 | - | 18 | 765 | 4.086 |
| Bengkulu | 19.758 | 2.399 | 1.459 | 84 | 39 | 1.351 | 25.090 |
| Lampung | 35.508 | 4.959 | 4.525 | 132 | - | 3.043 | 48.167 |
| Kalimantan Barat | 21.232 | 3.335 | 2.406 | 386 | - | 4.592 | 31.951 |
| Kalimantan Tengah | 11.651 | 624 | 1.026 | 26 | - | 394 | 13.721 |
| Kalimantan Selatan | 31.826 | 679 | 4.884 | 264 | 5 | 3.354 | 41.012 |
| Kalimantan Timur | 17.686 | 2.064 | 2.720 | 13 | - | 3.930 | 26.413 |
| Kalimantan Utara | 3.537 | - | 302 | - | - | 265 | 4.104 |
| Sulawesi Utara | 18.987 | 2.174 | 1.497 | 94 | - | 2.222 | 24.974 |
| Gorontalo | 21.041 | 2.430 | 94 | - | - | 388 | 23.953 |
| Sulawesi Tengah | 19.650 | 85 | 1.398 | 521 | - | 1.533 | 23.187 |
| Sulawesi Selatan | 107.370 | 8.488 | 10.261 | 950 | 126 | 7.284 | 134.479 |
| Sulawesi Barat | 4.455 | 298 | 1.544 | 14 | - | 101 | 6.412 |
| Sulawesi Tenggara | 25.618 | 1.378 | 2.657 | 26 | 41 | 1.111 | 30.831 |
| Maluku | 13.251 | 2.080 | 1.723 | 61 | - | 1.378 | 18.493 |
| Maluku Utara | 8.472 | 1.096 | 479 | - | - | 478 | 10.525 |
| Bali | 43.760 | 7.132 | 3.638 | 265 | 24 | 2.713 | 57.532 |
| Nusa Tenggara Barat | 53.171 | 3.343 | 6.049 | 175 | 826 | 900 | 64.464 |
| Nusa Tenggara Timur | 31.536 | 1.064 | 2.224 | 122 | - | 3.990 | 38.936 |
| Papua | 10.829 | 452 | 2.769 | 235 | - | 1.057 | 15.342 |
| Papua Barat | 3.260 | 190 | 615 | - | - | 1.186 | 5.251 |
| INDONESIA | 2.052.323 | 153.691 | 195.721 | 15.394 | 2.041 | 128.547 | 2.547.717 |

TABEL 6.2 TABLE

JUMLAH LULUSAN MENURUT BENTUK PENDIDIKAN TIAP PROVINSI
NUMBER OF GRADUATES BASED ON FORM OF EDUCATION BY PROVINCE

 LINGKUP / SCOPE : KEMDIKTISAINTEK / MoHES
 STATUS / STATUS : NEGERI+SWASTA / PUBLIC+PRIVATE
 TAHUN / YEAR : 2025

| Provinsi Province | Universitas University | Institut Institute | Sekolah Tinggi Sch. of High Learning | Akademi Academy | Akademi Komunitas Community College | Politeknik Polytechnic | Jumlah Total |
|----------------------|---------------------------|-----------------------|---|--------------------|--|---------------------------|------------------|
| (1) | (2) | (3) | (4) | (5) | (6) | (7) | (8) |
| D.K.I. Jakarta | 169.821 | 10.816 | 11.098 | 1.678 | - | 3.085 | 196.498 |
| Jawa Barat | 172.791 | 33.772 | 22.229 | 2.437 | 70 | 10.693 | 241.992 |
| Banten | 122.731 | 1.308 | 4.289 | 511 | - | 474 | 129.313 |
| Jawa Tengah | 217.924 | 2.892 | 9.467 | 1.012 | 9 | 4.715 | 236.019 |
| D.I. Yogyakarta | 124.105 | 2.948 | 6.556 | 1.068 | 583 | 1.104 | 136.364 |
| Jawa Timur | 280.339 | 16.589 | 18.995 | 1.685 | 232 | 10.253 | 328.093 |
| Aceh | 44.578 | 64 | 3.022 | 511 | 25 | 1.057 | 49.257 |
| Sumatera Utara | 100.216 | 8.991 | 8.971 | 1.133 | - | 3.001 | 122.312 |
| Sumatera Barat | 64.120 | 1.353 | 2.332 | 691 | - | 2.367 | 70.863 |
| Riau | 31.347 | 3.315 | 2.946 | 97 | - | 1.459 | 39.164 |
| Kepulauan Riau | 7.402 | 609 | 928 | 31 | - | 1.898 | 10.868 |
| Jambi | 15.325 | 207 | 1.183 | 84 | - | 155 | 16.954 |
| Sumatera Selatan | 36.599 | 425 | 4.488 | 91 | 43 | 3.094 | 44.740 |
| Bangka Belitung | 1.978 | 793 | 31 | - | 18 | 578 | 3.398 |
| Bengkulu | 16.477 | - | 1.308 | 84 | 39 | 152 | 18.060 |
| Lampung | 25.026 | 4.296 | 1.584 | 132 | - | 1.061 | 32.099 |
| Kalimantan Barat | 21.034 | 878 | 1.687 | 386 | - | 3.387 | 27.372 |
| Kalimantan Tengah | 11.230 | - | 688 | 26 | - | 108 | 12.052 |
| Kalimantan Selatan | 27.416 | - | 3.503 | 264 | 5 | 2.130 | 33.318 |
| Kalimantan Timur | 15.892 | 2.007 | 2.013 | 13 | - | 2.589 | 22.514 |
| Kalimantan Utara | 3.537 | - | 227 | - | - | 265 | 4.029 |
| Sulawesi Utara | 18.987 | 398 | 761 | 94 | - | 1.240 | 21.480 |
| Gorontalo | 21.041 | - | 94 | - | - | 72 | 21.207 |
| Sulawesi Tengah | 16.884 | 85 | 1.250 | 521 | - | 52 | 18.792 |
| Sulawesi Selatan | 97.025 | 4.355 | 8.062 | 816 | - | 3.368 | 113.626 |
| Sulawesi Barat | 3.931 | 298 | 785 | 14 | - | - | 5.028 |
| Sulawesi Tenggara | 25.618 | 212 | 2.421 | 26 | - | 486 | 28.763 |
| Maluku | 13.251 | 125 | 1.439 | 61 | - | 821 | 15.697 |
| Maluku Utara | 8.472 | 470 | 213 | - | - | 105 | 9.260 |
| Bali | 42.600 | 6.392 | 3.462 | 265 | 24 | 411 | 53.154 |
| Nusa Tenggara Barat | 48.840 | 1.181 | 4.754 | 175 | 826 | - | 55.776 |
| Nusa Tenggara Timur | 31.536 | 623 | 1.610 | 122 | - | 2.356 | 36.247 |
| Papua | 10.829 | 242 | 1.440 | 235 | - | 100 | 12.846 |
| Papua Barat | 3.260 | - | 520 | - | - | 467 | 4.247 |
| INDONESIA | 1.852.162 | 105.644 | 134.356 | 14.263 | 1.874 | 63.103 | 2.171.402 |

TABEL 6.3 TABLE

JUMLAH LULUSAN MENURUT BENTUK PENDIDIKAN TIAP PROVINSI
NUMBER OF GRADUATES BASED ON FORM OF EDUCATION BY PROVINCE

LINGKUP / SCOPE : KEMDIKTISAINTEK / MoHEST

STATUS / STATUS : NEGERI / PUBLIC

TAHUN / YEAR : 2025

| Provinsi Province | Universitas University | Institut Institute | Sekolah Tinggi Sch. of High Learning | Akademi Academy | Akademi Komunitas Community College | Politeknik Polytechnic | Jumlah Total |
|----------------------|---------------------------|-----------------------|---|--------------------|--|---------------------------|-----------------|
| (1) | (2) | (3) | (4) | (5) | (6) | (7) | (8) |
| D.K.I. Jakarta | 41.644 | - | - | - | - | 1.100 | 42.744 |
| Jawa Barat | 51.782 | 19.502 | - | - | - | 5.460 | 76.744 |
| Banten | 93.602 | - | - | - | - | - | 93.602 |
| Jawa Tengah | 88.340 | 896 | - | - | - | 2.301 | 91.537 |
| D.I. Yogyakarta | 54.085 | 1.051 | - | - | - | - | 55.136 |
| Jawa Timur | 129.359 | 6.668 | - | - | 188 | 9.578 | 145.793 |
| Aceh | 27.861 | 64 | - | - | 25 | 904 | 28.854 |
| Sumatera Utara | 35.705 | - | - | - | - | 1.962 | 37.667 |
| Sumatera Barat | 44.140 | 554 | - | - | - | 2.244 | 46.938 |
| Riau | 13.763 | - | - | - | - | 861 | 14.624 |
| Kepulauan Riau | 2.453 | - | - | - | - | 1.859 | 4.312 |
| Jambi | 11.412 | - | - | - | - | - | 11.412 |
| Sumatera Selatan | 16.447 | - | - | - | - | 2.819 | 19.266 |
| Bangka Belitung | 1.264 | - | - | - | - | 578 | 1.842 |
| Bengkulu | 13.136 | - | - | - | 39 | - | 13.175 |
| Lampung | 14.970 | 3.337 | - | - | - | 917 | 19.224 |
| Kalimantan Barat | 14.647 | - | - | - | - | 3.077 | 17.724 |
| Kalimantan Tengah | 8.585 | - | - | - | - | - | 8.585 |
| Kalimantan Selatan | 20.823 | - | - | - | - | 1.506 | 22.329 |
| Kalimantan Timur | 10.370 | 966 | - | - | - | 2.380 | 13.716 |
| Kalimantan Utara | 3.453 | - | - | - | - | 121 | 3.574 |
| Sulawesi Utara | 15.580 | - | - | - | - | 1.240 | 16.820 |
| Gorontalo | 17.257 | - | - | - | - | - | 17.257 |
| Sulawesi Tengah | 14.125 | - | - | - | - | - | 14.125 |
| Sulawesi Selatan | 46.478 | - | - | - | - | 2.089 | 48.567 |
| Sulawesi Barat | 1.472 | - | - | - | - | - | 1.472 |
| Sulawesi Tenggara | 18.514 | - | - | - | - | - | 18.514 |
| Maluku | 11.614 | - | - | - | - | 821 | 12.435 |
| Maluku Utara | 6.972 | - | - | - | - | - | 6.972 |
| Bali | 26.800 | 584 | - | - | - | 65 | 27.449 |
| Nusa Tenggara Barat | 19.924 | - | - | - | - | - | 19.924 |
| Nusa Tenggara Timur | 16.954 | - | - | - | - | 2.063 | 19.017 |
| Papua | 8.815 | 14 | - | - | - | - | 8.829 |
| Papua Barat | 933 | - | - | - | - | 366 | 1.299 |
| INDONESIA | 903.279 | 33.636 | - | - | 252 | 44.311 | 981.478 |

TABEL 6.4 TABLE
JUMLAH LULUSAN MENURUT BENTUK PENDIDIKAN TIAP PROVINSI
NUMBER OF GRADUATES BASED ON FORM OF EDUCATION BY PROVINCE
 LINGKUP / SCOPE : KEMDIKTISAINTEK / MoHES
 STATUS / STATUS : SWASTA / PRIVATE
 TAHUN / YEAR : 2025

| Provinsi Province | Universitas University | Institut Institute | Sekolah Tinggi Sch. of High Learning | Akademi Academy | Akademi Komunitas Community College | Politeknik Polytechnic | Jumlah Total |
|----------------------|---------------------------|-----------------------|---|--------------------|--|---------------------------|------------------|
| (1) | (2) | (3) | (4) | (5) | (6) | (7) | (8) |
| D.K.I. Jakarta | 128.177 | 10.816 | 11.098 | 1.678 | - | 1.985 | 153.754 |
| Jawa Barat | 121.009 | 14.270 | 22.229 | 2.437 | 70 | 5.233 | 165.248 |
| Banten | 29.129 | 1.308 | 4.289 | 511 | - | 474 | 35.711 |
| Jawa Tengah | 129.584 | 1.996 | 9.467 | 1.012 | 9 | 2.414 | 144.482 |
| D.I. Yogyakarta | 70.020 | 1.897 | 6.556 | 1.068 | 583 | 1.104 | 81.228 |
| Jawa Timur | 150.980 | 9.921 | 18.995 | 1.685 | 44 | 675 | 182.300 |
| Aceh | 16.717 | - | 3.022 | 511 | - | 153 | 20.403 |
| Sumatera Utara | 64.511 | 8.991 | 8.971 | 1.133 | - | 1.039 | 84.645 |
| Sumatera Barat | 19.980 | 799 | 2.332 | 691 | - | 123 | 23.925 |
| Riau | 17.584 | 3.315 | 2.946 | 97 | - | 598 | 24.540 |
| Kepulauan Riau | 4.949 | 609 | 928 | 31 | - | 39 | 6.556 |
| Jambi | 3.913 | 207 | 1.183 | 84 | - | 155 | 5.542 |
| Sumatera Selatan | 20.152 | 425 | 4.488 | 91 | 43 | 275 | 25.474 |
| Bangka Belitung | 714 | 793 | 31 | - | 18 | - | 1.556 |
| Bengkulu | 3.341 | - | 1.308 | 84 | - | 152 | 4.885 |
| Lampung | 10.056 | 959 | 1.584 | 132 | - | 144 | 12.875 |
| Kalimantan Barat | 6.387 | 878 | 1.687 | 386 | - | 310 | 9.648 |
| Kalimantan Tengah | 2.645 | - | 688 | 26 | - | 108 | 3.467 |
| Kalimantan Selatan | 6.593 | - | 3.503 | 264 | 5 | 624 | 10.989 |
| Kalimantan Timur | 5.522 | 1.041 | 2.013 | 13 | - | 209 | 8.798 |
| Kalimantan Utara | 84 | - | 227 | - | - | 144 | 455 |
| Sulawesi Utara | 3.407 | 398 | 761 | 94 | - | - | 4.660 |
| Gorontalo | 3.784 | - | 94 | - | - | 72 | 3.950 |
| Sulawesi Tengah | 2.759 | 85 | 1.250 | 521 | - | 52 | 4.667 |
| Sulawesi Selatan | 50.547 | 4.355 | 8.062 | 816 | - | 1.279 | 65.059 |
| Sulawesi Barat | 2.459 | 298 | 785 | 14 | - | - | 3.556 |
| Sulawesi Tenggara | 7.104 | 212 | 2.421 | 26 | - | 486 | 10.249 |
| Maluku | 1.637 | 125 | 1.439 | 61 | - | - | 3.262 |
| Maluku Utara | 1.500 | 470 | 213 | - | - | 105 | 2.288 |
| Bali | 15.800 | 5.808 | 3.462 | 265 | 24 | 346 | 25.705 |
| Nusa Tenggara Barat | 28.916 | 1.181 | 4.754 | 175 | 826 | - | 35.852 |
| Nusa Tenggara Timur | 14.582 | 623 | 1.610 | 122 | - | 293 | 17.230 |
| Papua | 2.014 | 228 | 1.440 | 235 | - | 100 | 4.017 |
| Papua Barat | 2.327 | - | 520 | - | - | 101 | 2.948 |
| INDONESIA | 948.883 | 72.008 | 134.356 | 14.263 | 1.622 | 18.792 | 1.189.924 |

TABEL 6.5 TABLE

JUMLAH LULUSAN MENURUT BENTUK PENDIDIKAN TIAP PROVINSI
NUMBER OF GRADUATES BASED ON FORM OF EDUCATION BY PROVINCE

LINGKUP / SCOPE : KEMENAG / MoRA
 STATUS / STATUS : NEGERI+SWASTA / PUBLIC+PRIVATE
 TAHUN / YEAR : 2025

| Provinsi Province | Universitas University | Institut Institute | Sekolah Tinggi Sch. of High Learning | Akademi Academy | Akademi Komunitas Community College | Politeknik Polytechnic | Jumlah Total |
|----------------------|---------------------------|-----------------------|---|--------------------|--|---------------------------|-----------------|
| (1) | (2) | (3) | (4) | (5) | (6) | (7) | (8) |
| D.K.I. Jakarta | 1.052 | 261 | 3.305 | - | - | - | 4.618 |
| Jawa Barat | 19.402 | 2.919 | 14.795 | - | - | - | 37.116 |
| Banten | 16.311 | 785 | 3.592 | - | - | - | 20.688 |
| Jawa Tengah | 26.474 | 2.308 | 3.679 | - | - | - | 32.461 |
| D.I. Yogyakarta | 8.242 | 173 | 1.077 | - | - | - | 9.492 |
| Jawa Timur | 36.851 | 5.526 | 8.281 | - | - | - | 50.658 |
| Aceh | 6.705 | 3.583 | 1.623 | - | - | - | 11.911 |
| Sumatera Utara | 10.610 | 2.290 | 4.126 | - | - | - | 17.026 |
| Sumatera Barat | 12.864 | 104 | 875 | - | - | - | 13.843 |
| Riau | 7.345 | 522 | 1.338 | - | - | - | 9.205 |
| Kepulauan Riau | - | 207 | 1.072 | - | - | - | 1.279 |
| Jambi | 5.486 | 4.308 | 113 | - | - | - | 9.907 |
| Sumatera Selatan | 8.114 | 508 | 951 | - | - | - | 9.573 |
| Bangka Belitung | - | 501 | - | - | - | - | 501 |
| Bengkulu | 3.281 | 2.399 | 151 | - | - | - | 5.831 |
| Lampung | 10.482 | 663 | 2.941 | - | - | - | 14.086 |
| Kalimantan Barat | 198 | 2.457 | 719 | - | - | - | 3.374 |
| Kalimantan Tengah | 421 | 624 | 338 | - | - | - | 1.383 |
| Kalimantan Selatan | 4.410 | 679 | 1.381 | - | - | - | 6.470 |
| Kalimantan Timur | 1.794 | 57 | 707 | - | - | - | 2.558 |
| Kalimantan Utara | - | - | 75 | - | - | - | 75 |
| Sulawesi Utara | - | 1.776 | 736 | - | - | - | 2.512 |
| Gorontalo | - | 2.430 | - | - | - | - | 2.430 |
| Sulawesi Tengah | 2.766 | - | 148 | - | - | - | 2.914 |
| Sulawesi Selatan | 10.345 | 4.133 | 2.199 | - | - | - | 16.677 |
| Sulawesi Barat | 524 | - | 759 | - | - | - | 1.283 |
| Sulawesi Tenggara | - | 1.166 | 236 | - | - | - | 1.402 |
| Maluku | - | 1.955 | 284 | - | - | - | 2.239 |
| Maluku Utara | - | 626 | 266 | - | - | - | 892 |
| Bali | 1.160 | 740 | 176 | - | - | - | 2.076 |
| Nusa Tenggara Barat | 4.331 | 2.162 | 1.295 | - | - | - | 7.788 |
| Nusa Tenggara Timur | - | 441 | 614 | - | - | - | 1.055 |
| Papua | - | 210 | 1.329 | - | - | - | 1.539 |
| Papua Barat | - | 190 | 95 | - | - | - | 285 |
| INDONESIA | 199.168 | 46.703 | 59.276 | - | - | - | 305.147 |

TABEL 6.6 TABLE

JUMLAH LULUSAN MENURUT BENTUK PENDIDIKAN TIAP PROVINSI
NUMBER OF GRADUATES BASED ON FORM OF EDUCATION BY PROVINCE

LINGKUP / SCOPE : KEMENAG / MoRA

STATUS / STATUS : NEGERI / PUBLIC

TAHUN / YEAR : 2025

| Provinsi Province | Universitas University | Institut Institute | Sekolah Tinggi Sch. of High Learning | Akademi Academy | Akademi Komunitas Community College | Politeknik Polytechnic | Jumlah Total |
|----------------------|---------------------------|-----------------------|---|--------------------|--|---------------------------|-----------------|
| (1) | (2) | (3) | (4) | (5) | (6) | (7) | (8) |
| D.K.I. Jakarta | - | - | 48 | - | - | - | 48 |
| Jawa Barat | 17.589 | - | - | - | - | - | 17.589 |
| Banten | 16.293 | - | 349 | - | - | - | 16.642 |
| Jawa Tengah | 26.474 | - | 310 | - | - | - | 26.784 |
| D.I. Yogyakarta | 8.242 | - | - | - | - | - | 8.242 |
| Jawa Timur | 29.349 | 1 | 27 | - | - | - | 29.377 |
| Aceh | 6.044 | 3.583 | 194 | - | - | - | 9.821 |
| Sumatera Utara | 10.610 | 1.309 | 473 | - | - | - | 12.392 |
| Sumatera Barat | 12.864 | - | - | - | - | - | 12.864 |
| Riau | 7.345 | - | - | - | - | - | 7.345 |
| Kepulauan Riau | - | - | 267 | - | - | - | 267 |
| Jambi | 5.180 | 2.160 | - | - | - | - | 7.340 |
| Sumatera Selatan | 7.903 | - | - | - | - | - | 7.903 |
| Bangka Belitung | - | 501 | - | - | - | - | 501 |
| Bengkulu | 3.281 | 2.399 | - | - | - | - | 5.680 |
| Lampung | 7.072 | - | 16 | - | - | - | 7.088 |
| Kalimantan Barat | - | 2.457 | 155 | - | - | - | 2.612 |
| Kalimantan Tengah | 421 | 624 | - | - | - | - | 1.045 |
| Kalimantan Selatan | 4.410 | - | - | - | - | - | 4.410 |
| Kalimantan Timur | 1.794 | - | - | - | - | - | 1.794 |
| Kalimantan Utara | - | - | - | - | - | - | - |
| Sulawesi Utara | - | 1.696 | - | - | - | - | 1.696 |
| Gorontalo | - | 2.430 | - | - | - | - | 2.430 |
| Sulawesi Tengah | 2.766 | - | 22 | - | - | - | 2.788 |
| Sulawesi Selatan | 10.063 | 3.848 | - | - | - | - | 13.911 |
| Sulawesi Barat | - | - | 524 | - | - | - | 524 |
| Sulawesi Tenggara | - | 1.145 | 25 | - | - | - | 1.170 |
| Maluku | - | 1.955 | - | - | - | - | 1.955 |
| Maluku Utara | - | 626 | - | - | - | - | 626 |
| Bali | 1.160 | 740 | - | - | - | - | 1.900 |
| Nusa Tenggara Barat | 4.331 | 442 | - | - | - | - | 4.773 |
| Nusa Tenggara Timur | - | 441 | - | - | - | - | 441 |
| Papua | - | 210 | 139 | - | - | - | 349 |
| Papua Barat | - | 190 | - | - | - | - | 190 |
| INDONESIA | 183.191 | 26.757 | 2.549 | - | - | - | 212.497 |

TABEL 6.7 TABLE

JUMLAH LULUSAN MENURUT BENTUK PENDIDIKAN TIAP PROVINSI
NUMBER OF GRADUATES BASED ON FORM OF EDUCATION BY PROVINCE

LINGKUP / SCOPE : KEMENAG / MoRA
 STATUS / STATUS : SWASTA / PRIVATE
 TAHUN / YEAR : 2025

| Provinsi <i>Province</i> | Universitas <i>University</i> | Institut <i>Institute</i> | Sekolah Tinggi <i>Sch. of High Learning</i> | Akademi <i>Academy</i> | Akademi Komunitas <i>Community College</i> | Politeknik <i>Polytechnic</i> | Jumlah <i>Total</i> |
|-----------------------------|----------------------------------|------------------------------|--|---------------------------|---|----------------------------------|------------------------|
| (1) | (2) | (3) | (4) | (5) | (6) | (7) | (8) |
| D.K.I. Jakarta | 1.052 | 261 | 3.257 | - | - | - | 4.570 |
| Jawa Barat | 1.813 | 2.919 | 14.795 | - | - | - | 19.527 |
| Banten | 18 | 785 | 3.243 | - | - | - | 4.046 |
| Jawa Tengah | - | 2.308 | 3.369 | - | - | - | 5.677 |
| D.I. Yogyakarta | - | 173 | 1.077 | - | - | - | 1.250 |
| Jawa Timur | 7.502 | 5.525 | 8.254 | - | - | - | 21.281 |
| Aceh | 661 | - | 1.429 | - | - | - | 2.090 |
| Sumatera Utara | - | 981 | 3.653 | - | - | - | 4.634 |
| Sumatera Barat | - | 104 | 875 | - | - | - | 979 |
| Riau | - | 522 | 1.338 | - | - | - | 1.860 |
| Kepulauan Riau | - | 207 | 805 | - | - | - | 1.012 |
| Jambi | 306 | 2.148 | 113 | - | - | - | 2.567 |
| Sumatera Selatan | 211 | 508 | 951 | - | - | - | 1.670 |
| Bangka Belitung | - | - | - | - | - | - | - |
| Bengkulu | - | - | 151 | - | - | - | 151 |
| Lampung | 3.410 | 663 | 2.925 | - | - | - | 6.998 |
| Kalimantan Barat | 198 | - | 564 | - | - | - | 762 |
| Kalimantan Tengah | - | - | 338 | - | - | - | 338 |
| Kalimantan Selatan | - | 679 | 1.381 | - | - | - | 2.060 |
| Kalimantan Timur | - | 57 | 707 | - | - | - | 764 |
| Kalimantan Utara | - | - | 75 | - | - | - | 75 |
| Sulawesi Utara | - | 80 | 736 | - | - | - | 816 |
| Gorontalo | - | - | - | - | - | - | - |
| Sulawesi Tengah | - | - | 126 | - | - | - | 126 |
| Sulawesi Selatan | 282 | 285 | 2.199 | - | - | - | 2.766 |
| Sulawesi Barat | 524 | - | 235 | - | - | - | 759 |
| Sulawesi Tenggara | - | 21 | 211 | - | - | - | 232 |
| Maluku | - | - | 284 | - | - | - | 284 |
| Maluku Utara | - | - | 266 | - | - | - | 266 |
| Bali | - | - | 176 | - | - | - | 176 |
| Nusa Tenggara Barat | - | 1.720 | 1.295 | - | - | - | 3.015 |
| Nusa Tenggara Timur | - | - | 614 | - | - | - | 614 |
| Papua | - | - | 1.190 | - | - | - | 1.190 |
| Papua Barat | - | - | 95 | - | - | - | 95 |
| INDONESIA | 15.977 | 19.946 | 56.727 | - | - | - | 92.650 |

TABEL 6.8 TABLE

JUMLAH LULUSAN MENURUT BENTUK PENDIDIKAN TIAP PROVINSI
NUMBER OF GRADUATES BASED ON FORM OF EDUCATION BY PROVINCE

LINGKUP / SCOPE : KEMENTERIAN LEMBAGA LAIN / OMal

STATUS / STATUS : NEGERI / PUBLIC

TAHUN / YEAR : 2025

| Provinsi Province | Universitas University | Institut Institute | Sekolah Tinggi Sch. of High Learning | Akademi Academy | Akademi Komunitas Community College | Politeknik Polytechnic | Jumlah Total |
|----------------------|---------------------------|-----------------------|---|--------------------|--|---------------------------|-----------------|
| (1) | (2) | (3) | (4) | (5) | (6) | (7) | (8) |
| D.K.I. Jakarta | - | - | 866 | - | - | 3.344 | 4.210 |
| Jawa Barat | 993 | 1.344 | - | 66 | - | 8.127 | 10.530 |
| Banten | - | - | 314 | - | - | 2.956 | 3.270 |
| Jawa Tengah | - | - | - | 729 | - | 8.567 | 9.296 |
| D.I. Yogyakarta | - | - | 805 | 144 | - | 1.620 | 2.569 |
| Jawa Timur | - | - | 104 | 58 | - | 5.911 | 6.073 |
| Aceh | - | - | - | - | - | 1.836 | 1.836 |
| Sumatera Utara | - | - | - | - | - | 2.896 | 2.896 |
| Sumatera Barat | - | - | - | - | - | 1.752 | 1.752 |
| Riau | - | - | - | - | - | 791 | 791 |
| Kepulauan Riau | - | - | - | - | - | 413 | 413 |
| Jambi | - | - | - | - | - | 2.789 | 2.789 |
| Sumatera Selatan | - | - | - | - | - | 2.155 | 2.155 |
| Bangka Belitung | - | - | - | - | - | 187 | 187 |
| Bengkulu | - | - | - | - | - | 1.199 | 1.199 |
| Lampung | - | - | - | - | - | 1.982 | 1.982 |
| Kalimantan Barat | - | - | - | - | - | 1.205 | 1.205 |
| Kalimantan Tengah | - | - | - | - | - | 286 | 286 |
| Kalimantan Selatan | - | - | - | - | - | 1.224 | 1.224 |
| Kalimantan Timur | - | - | - | - | - | 1.341 | 1.341 |
| Kalimantan Utara | - | - | - | - | - | - | - |
| Sulawesi Utara | - | - | - | - | - | 982 | 982 |
| Gorontalo | - | - | - | - | - | 316 | 316 |
| Sulawesi Tengah | - | - | - | - | - | 1.481 | 1.481 |
| Sulawesi Selatan | - | - | - | 134 | 126 | 3.916 | 4.176 |
| Sulawesi Barat | - | - | - | - | - | 101 | 101 |
| Sulawesi Tenggara | - | - | - | - | 41 | 625 | 666 |
| Maluku | - | - | - | - | - | 557 | 557 |
| Maluku Utara | - | - | - | - | - | 373 | 373 |
| Bali | - | - | - | - | - | 2.302 | 2.302 |
| Nusa Tenggara Barat | - | - | - | - | - | 900 | 900 |
| Nusa Tenggara Timur | - | - | - | - | - | 1.634 | 1.634 |
| Papua | - | - | - | - | - | 957 | 957 |
| Papua Barat | - | - | - | - | - | 719 | 719 |
| INDONESIA | 993 | 1.344 | 2.089 | 1.131 | 167 | 65.444 | 71.168 |

TABEL 6.9 TABLE

JUMLAH LULUSAN MENURUT PROGRAM PENDIDIKAN DAN JENIS KELAMIN TIAP PROVINSI

NUMBER OF GRADUATES BASED ON PROGRAM OF EDUCATION AND GENDER BY PROVINCE

LINGKUP / SCOPE : NASIONAL / NATIONAL

STATUS / STATUS : NEGERI+SWASTA / PUBLIC+PRIVATE

TAHUN / YEAR : 2025

| Provinsi Province | Diploma / Diploma Program | | | Sarjana / Bachelor Program | | | Magister / Master Program | | |
|----------------------|---------------------------|----------------|----------------------|----------------------------|----------------|----------------------|---------------------------|---------------|----------------------|
| | L / M | P / F | Subjml. Sub-total | L / M | P / F | Subjml. Sub-total | L / M | P / F | Subjml. Sub-total |
| (1) | (2) | (3) | (4) | (5) | (6) | (7) | (8) | (9) | (10) |
| D.K.I. Jakarta | 7.123 | 9.794 | 16.917 | 52.528 | 64.796 | 117.324 | 11.418 | 10.650 | 22.068 |
| Jawa Barat | 12.820 | 20.391 | 33.211 | 63.964 | 84.540 | 148.504 | 9.688 | 8.546 | 18.234 |
| Banten | 3.806 | 4.954 | 8.760 | 42.190 | 79.517 | 121.707 | 2.332 | 1.777 | 4.109 |
| Jawa Tengah | 9.160 | 16.228 | 25.388 | 44.861 | 78.106 | 122.967 | 6.183 | 6.159 | 12.342 |
| D.I. Yogyakarta | 4.192 | 6.722 | 10.914 | 27.397 | 35.976 | 63.373 | 4.974 | 6.709 | 11.683 |
| Jawa Timur | 11.030 | 15.110 | 26.140 | 70.699 | 106.191 | 176.890 | 10.698 | 9.959 | 20.657 |
| Aceh | 1.328 | 3.051 | 4.379 | 10.264 | 18.857 | 29.121 | 893 | 1.057 | 1.950 |
| Sumatera Utara | 3.832 | 7.283 | 11.115 | 22.390 | 42.937 | 65.327 | 3.039 | 3.196 | 6.235 |
| Sumatera Barat | 3.225 | 5.658 | 8.883 | 12.412 | 26.171 | 38.583 | 1.367 | 1.865 | 3.232 |
| Riau | 1.456 | 2.520 | 3.976 | 10.880 | 18.692 | 29.572 | 1.190 | 1.345 | 2.535 |
| Kepulauan Riau | 921 | 1.376 | 2.297 | 2.568 | 3.968 | 6.536 | 351 | 256 | 607 |
| Jambi | 558 | 2.328 | 2.886 | 5.634 | 10.387 | 16.021 | 395 | 467 | 862 |
| Sumatera Selatan | 2.443 | 4.140 | 6.583 | 9.699 | 16.708 | 26.407 | 1.302 | 1.539 | 2.841 |
| Bangka Belitung | 477 | 435 | 912 | 969 | 1.783 | 2.752 | 170 | 134 | 304 |
| Bengkulu | 350 | 1.822 | 2.172 | 3.547 | 6.505 | 10.052 | 462 | 627 | 1.089 |
| Lampung | 1.010 | 3.038 | 4.048 | 11.189 | 17.602 | 28.791 | 1.904 | 1.839 | 3.743 |
| Kalimantan Barat | 1.981 | 3.247 | 5.228 | 5.403 | 9.337 | 14.740 | 454 | 455 | 909 |
| Kalimantan Tengah | 133 | 539 | 672 | 2.808 | 4.304 | 7.112 | 441 | 553 | 994 |
| Kalimantan Selatan | 1.619 | 2.849 | 4.468 | 6.106 | 10.327 | 16.433 | 935 | 885 | 1.820 |
| Kalimantan Timur | 1.803 | 2.204 | 4.007 | 6.006 | 9.486 | 15.492 | 473 | 526 | 999 |
| Kalimantan Utara | 96 | 246 | 342 | 476 | 1.000 | 1.476 | 64 | 36 | 100 |
| Sulawesi Utara | 946 | 1.834 | 2.780 | 4.243 | 7.756 | 11.999 | 405 | 457 | 862 |
| Gorontalo | 126 | 576 | 702 | 2.563 | 5.294 | 7.857 | 239 | 261 | 500 |
| Sulawesi Tengah | 451 | 1.805 | 2.256 | 4.413 | 7.749 | 12.162 | 335 | 432 | 767 |
| Sulawesi Selatan | 3.515 | 7.332 | 10.847 | 20.671 | 37.451 | 58.122 | 3.646 | 4.727 | 8.373 |
| Sulawesi Barat | 35 | 407 | 442 | 1.642 | 2.716 | 4.358 | 27 | 13 | 40 |
| Sulawesi Tenggara | 342 | 1.546 | 1.888 | 6.431 | 10.674 | 17.105 | 702 | 597 | 1.299 |
| Maluku | 528 | 1.236 | 1.764 | 2.460 | 4.548 | 7.008 | 144 | 188 | 332 |
| Maluku Utara | 105 | 513 | 618 | 1.662 | 3.152 | 4.814 | 160 | 112 | 272 |
| Bali | 1.524 | 2.657 | 4.181 | 8.996 | 12.708 | 21.704 | 1.161 | 1.241 | 2.402 |
| Nusa Tenggara Barat | 1.415 | 1.602 | 3.017 | 11.034 | 14.875 | 25.909 | 702 | 504 | 1.206 |
| Nusa Tenggara Timur | 1.723 | 2.697 | 4.420 | 6.802 | 12.466 | 19.268 | 203 | 137 | 340 |
| Papua | 394 | 1.033 | 1.427 | 3.432 | 4.046 | 7.478 | 444 | 389 | 833 |
| Papua Barat | 528 | 763 | 1.291 | 1.070 | 1.958 | 3.028 | 110 | 94 | 204 |
| INDONESIA | 80.995 | 137.936 | 218.931 | 487.409 | 772.583 | 1.259.992 | 67.011 | 67.732 | 134.743 |

Ket :

Jumlah lulusan (L+F) / The number of graduates (M/F) = 2.547.714

Jumlah data jenis kelamin yang tidak dilaporkan / The number of missing values of gender = 3

TABEL LANJUTAN 6.9 TABLE CONTINUED

JUMLAH LULUSAN MENURUT PROGRAM PENDIDIKAN DAN JENIS KELAMIN TIAP PROVINSI

NUMBER OF GRADUATES BASED ON PROGRAM OF EDUCATION AND GENDER BY PROVINCE

LINGKUP / SCOPE : NASIONAL / NATIONAL

STATUS / STATUS : NEGERI+SWASTA / PUBLIC+PRIVATE

TAHUN / YEAR : 2025

| Doktoral / Doctoral Program | | | Profesi / Professions | | | Spesialis / Specialist | | | Jumlah / Total | | |
|-----------------------------|--------------|----------------------|-----------------------|----------------|----------------------|------------------------|--------------|----------------------|----------------|------------------|------------------|
| L / M | P / F | Subjml. Sub-total | L / M | P / F | Subjml. Sub-total | L / M | P / F | Subjml. Sub-total | L / M | P / F | L + P M + F |
| (11) | (12) | (13) | (14) | (15) | (16) | (17) | (18) | (19) | (20) | (21) | (22) |
| 1.025 | 690 | 1.715 | 11.178 | 35.142 | 46.320 | 407 | 575 | 982 | 83.679 | 121.647 | 205.326 |
| 1.239 | 902 | 2.141 | 24.002 | 63.126 | 87.128 | 223 | 197 | 420 | 111.936 | 177.702 | 289.638 |
| 105 | 52 | 157 | 5.007 | 13.531 | 18.538 | - | - | - | 53.440 | 99.831 | 153.271 |
| 725 | 506 | 1.231 | 31.429 | 84.006 | 115.435 | 206 | 207 | 413 | 92.564 | 185.212 | 277.776 |
| 543 | 438 | 981 | 16.864 | 44.201 | 61.065 | 198 | 211 | 409 | 54.168 | 94.257 | 148.425 |
| 1.319 | 925 | 2.244 | 44.768 | 113.331 | 158.099 | 383 | 410 | 793 | 138.897 | 245.926 | 384.823 |
| 87 | 50 | 137 | 7.099 | 20.261 | 27.360 | 31 | 26 | 57 | 19.702 | 43.302 | 63.004 |
| 353 | 220 | 573 | 12.738 | 45.987 | 58.725 | 125 | 134 | 259 | 42.477 | 99.757 | 142.234 |
| 208 | 199 | 407 | 9.270 | 25.959 | 35.229 | 69 | 55 | 124 | 26.551 | 59.907 | 86.458 |
| 114 | 29 | 143 | 2.678 | 10.230 | 12.908 | 17 | 9 | 26 | 16.335 | 32.825 | 49.160 |
| 16 | 9 | 25 | 636 | 2.459 | 3.095 | - | - | - | 4.492 | 8.068 | 12.560 |
| 90 | 54 | 144 | 2.507 | 7.230 | 9.737 | - | - | - | 9.184 | 20.466 | 29.650 |
| 97 | 74 | 171 | 5.048 | 15.260 | 20.308 | 74 | 84 | 158 | 18.663 | 37.805 | 56.468 |
| - | - | - | 20 | 98 | 118 | - | - | - | 1.636 | 2.450 | 4.086 |
| 58 | 40 | 98 | 3.195 | 8.484 | 11.679 | - | - | - | 7.612 | 17.478 | 25.090 |
| 81 | 41 | 122 | 3.325 | 8.131 | 11.456 | 6 | 1 | 7 | 17.515 | 30.652 | 48.167 |
| 13 | 9 | 22 | 3.707 | 7.345 | 11.052 | - | - | - | 11.558 | 20.393 | 31.951 |
| 10 | 5 | 15 | 1.159 | 3.769 | 4.928 | - | - | - | 4.551 | 9.170 | 13.721 |
| 52 | 15 | 67 | 5.432 | 12.749 | 18.181 | 25 | 18 | 43 | 14.169 | 26.843 | 41.012 |
| 24 | 23 | 47 | 1.584 | 4.278 | 5.862 | 6 | - | 6 | 9.896 | 16.517 | 26.413 |
| - | - | - | 507 | 1.679 | 2.186 | - | - | - | 1.143 | 2.961 | 4.104 |
| 41 | 29 | 70 | 1.833 | 7.313 | 9.146 | 81 | 36 | 117 | 7.549 | 17.425 | 24.974 |
| 11 | 11 | 22 | 3.706 | 11.166 | 14.872 | - | - | - | 6.645 | 17.308 | 23.953 |
| 46 | 16 | 62 | 2.014 | 5.926 | 7.940 | - | - | - | 7.259 | 15.928 | 23.187 |
| 603 | 360 | 963 | 15.917 | 39.774 | 55.691 | 214 | 269 | 483 | 44.566 | 89.913 | 134.479 |
| - | - | - | 397 | 1.175 | 1.572 | - | - | - | 2.101 | 4.311 | 6.412 |
| 71 | 31 | 102 | 2.346 | 8.090 | 10.436 | - | - | - | 9.892 | 20.938 | 30.830 |
| 17 | 12 | 29 | 2.736 | 6.624 | 9.360 | - | - | - | 5.885 | 12.608 | 18.493 |
| 3 | - | 3 | 926 | 3.892 | 4.818 | - | - | - | 2.856 | 7.669 | 10.525 |
| 160 | 156 | 316 | 9.013 | 19.623 | 28.636 | 164 | 128 | 292 | 21.018 | 36.513 | 57.531 |
| 42 | 2 | 44 | 10.764 | 23.524 | 34.288 | - | - | - | 23.957 | 40.507 | 64.464 |
| 5 | 4 | 9 | 4.546 | 10.353 | 14.899 | - | - | - | 13.279 | 25.657 | 38.936 |
| 23 | 9 | 32 | 1.861 | 3.711 | 5.572 | - | - | - | 6.154 | 9.188 | 15.342 |
| 8 | 1 | 9 | 256 | 463 | 719 | - | - | - | 1.972 | 3.279 | 5.251 |
| 7.189 | 4.912 | 12.101 | 248.468 | 668.890 | 917.358 | 2.229 | 2.360 | 4.589 | 893.301 | 1.654.413 | 2.547.714 |

TABEL 6.10 TABLE
JUMLAH LULUSAN MENURUT PROGRAM PENDIDIKAN DAN JENIS KELAMIN TIAP PROVINSI
NUMBER OF GRADUATES BASED ON PROGRAM OF EDUCATION AND GENDER BY PROVINCE
 LINGKUP / SCOPE : KEMDIKTISAINTEK / MoHEST
 STATUS / STATUS : NEGERI+SWASTA / PUBLIC+PRIVATE
 TAHUN / YEAR : 2025

| Provinsi Province | Diploma / Diploma Program | | | Sarjana / Bachelor Program | | | Magister / Master Program | | |
|----------------------|---------------------------|---------------|----------------------|----------------------------|----------------|----------------------|---------------------------|---------------|----------------------|
| | L / M | P / F | Subjml. Sub-total | L / M | P / F | Subjml. Sub-total | L / M | P / F | Subjml. Sub-total |
| (1) | (2) | (3) | (4) | (5) | (6) | (7) | (8) | (9) | (10) |
| D.K.I. Jakarta | 5.506 | 7.738 | 13.244 | 50.407 | 63.021 | 113.428 | 10.735 | 10.266 | 21.001 |
| Jawa Barat | 9.970 | 14.621 | 24.591 | 51.339 | 68.501 | 119.840 | 8.029 | 7.542 | 15.571 |
| Banten | 2.336 | 3.258 | 5.594 | 37.667 | 70.626 | 108.293 | 1.880 | 1.385 | 3.265 |
| Jawa Tengah | 6.691 | 10.968 | 17.659 | 38.452 | 63.328 | 101.780 | 5.575 | 5.544 | 11.119 |
| D.I. Yogyakarta | 3.432 | 5.268 | 8.700 | 25.207 | 33.016 | 58.223 | 4.294 | 6.013 | 10.307 |
| Jawa Timur | 9.338 | 11.932 | 21.270 | 56.270 | 84.259 | 140.529 | 8.188 | 8.354 | 16.542 |
| Aceh | 950 | 1.593 | 2.543 | 7.510 | 14.247 | 21.757 | 683 | 824 | 1.507 |
| Sumatera Utara | 3.098 | 5.286 | 8.384 | 19.020 | 34.461 | 53.481 | 2.650 | 2.907 | 5.557 |
| Sumatera Barat | 2.833 | 4.301 | 7.134 | 10.196 | 20.600 | 30.796 | 1.135 | 1.563 | 2.698 |
| Riau | 1.301 | 1.744 | 3.045 | 8.209 | 14.119 | 22.328 | 993 | 1.144 | 2.137 |
| Kepulauan Riau | 868 | 1.016 | 1.884 | 2.139 | 3.198 | 5.337 | 315 | 225 | 540 |
| Jambi | 350 | 423 | 773 | 3.341 | 6.343 | 9.684 | 305 | 344 | 649 |
| Sumatera Selatan | 2.075 | 2.535 | 4.610 | 7.762 | 12.346 | 20.108 | 1.185 | 1.411 | 2.596 |
| Bangka Belitung | 457 | 268 | 725 | 851 | 1.467 | 2.318 | 136 | 101 | 237 |
| Bengkulu | 232 | 955 | 1.187 | 2.874 | 4.622 | 7.496 | 348 | 499 | 847 |
| Lampung | 803 | 1.460 | 2.263 | 6.999 | 11.158 | 18.157 | 854 | 997 | 1.851 |
| Kalimantan Barat | 1.833 | 2.537 | 4.370 | 4.671 | 7.699 | 12.370 | 394 | 418 | 812 |
| Kalimantan Tengah | 90 | 322 | 412 | 2.460 | 3.574 | 6.034 | 386 | 504 | 890 |
| Kalimantan Selatan | 1.399 | 1.845 | 3.244 | 4.705 | 7.648 | 12.353 | 841 | 809 | 1.650 |
| Kalimantan Timur | 1.722 | 1.477 | 3.199 | 5.298 | 8.199 | 13.497 | 354 | 399 | 753 |
| Kalimantan Utara | 96 | 246 | 342 | 460 | 941 | 1.401 | 64 | 36 | 100 |
| Sulawesi Utara | 644 | 1.205 | 1.849 | 3.794 | 6.795 | 10.589 | 291 | 366 | 657 |
| Gorontalo | 91 | 295 | 386 | 2.320 | 4.727 | 7.047 | 206 | 227 | 433 |
| Sulawesi Tengah | 204 | 783 | 987 | 3.967 | 6.891 | 10.858 | 297 | 390 | 687 |
| Sulawesi Selatan | 2.264 | 5.008 | 7.272 | 17.163 | 30.066 | 47.229 | 3.096 | 4.102 | 7.198 |
| Sulawesi Barat | 21 | 320 | 341 | 1.112 | 2.000 | 3.112 | 1 | 2 | 3 |
| Sulawesi Tenggara | 292 | 930 | 1.222 | 6.082 | 9.698 | 15.780 | 663 | 559 | 1.222 |
| Maluku | 452 | 755 | 1.207 | 2.328 | 4.200 | 6.528 | 141 | 182 | 323 |
| Maluku Utara | 80 | 165 | 245 | 1.424 | 2.553 | 3.977 | 128 | 89 | 217 |
| Bali | 907 | 1.296 | 2.203 | 8.600 | 11.956 | 20.556 | 1.005 | 1.126 | 2.131 |
| Nusa Tenggara Barat | 1.201 | 1.029 | 2.230 | 8.556 | 11.786 | 20.342 | 488 | 408 | 896 |
| Nusa Tenggara Timur | 1.317 | 1.577 | 2.894 | 6.546 | 11.692 | 18.238 | 187 | 131 | 318 |
| Papua | 193 | 371 | 564 | 3.214 | 3.757 | 6.971 | 412 | 370 | 782 |
| Papua Barat | 273 | 299 | 572 | 1.003 | 1.801 | 2.804 | 71 | 72 | 143 |
| INDONESIA | 63.319 | 93.826 | 157.145 | 411.946 | 641.295 | 1.053.241 | 56.330 | 59.309 | 115.639 |

Ket :

Jumlah lulusan (L+P) Kemdiktisaintek / The number of graduates (M/F) of MoHEST = 2.171.399

Jumlah data jenis kelamin yang tidak dilaporkan / The number of missing values of gender = 3

TABEL LANJUTAN 6.10 TABLE CONTINUED

JUMLAH LULUSAN MENURUT PROGRAM PENDIDIKAN DAN JENIS KELAMIN TIAP PROVINSI

NUMBER OF GRADUATES BASED ON PROGRAM OF EDUCATION AND GENDER BY PROVINCE

LINGKUP / SCOPE : KEMDIKTISAINTEK / MoHES

STATUS / STATUS : NEGERI+SWASTA / PUBLIC+PRIVATE

TAHUN / YEAR : 2025

| Doktoral / Doctoral Program | | | Profesi / Professions | | | Spesialis / Specialist | | | Jumlah / Total | | |
|-----------------------------|--------------|----------------------|-----------------------|----------------|----------------------|------------------------|--------------|----------------------|----------------|------------------|------------------|
| L / M | P / F | Subjml. Sub-total | L / M | P / F | Subjml. Sub-total | L / M | P / F | Subjml. Sub-total | L / M | P / F | L + P M + F |
| (11) | (12) | (13) | (14) | (15) | (16) | (17) | (18) | (19) | (20) | (21) | (22) |
| 906 | 649 | 1.555 | 11.175 | 35.113 | 46.288 | 407 | 575 | 982 | 79.136 | 117.362 | 196.498 |
| 1.054 | 835 | 1.889 | 21.461 | 58.220 | 79.681 | 223 | 197 | 420 | 92.076 | 149.916 | 241.992 |
| 20 | 23 | 43 | 2.890 | 9.228 | 12.118 | - | - | - | 44.793 | 84.520 | 129.313 |
| 649 | 484 | 1.133 | 28.198 | 75.717 | 103.915 | 206 | 207 | 413 | 79.771 | 156.248 | 236.019 |
| 463 | 405 | 868 | 15.875 | 41.982 | 57.857 | 198 | 211 | 409 | 49.469 | 86.895 | 136.364 |
| 1.009 | 830 | 1.839 | 40.938 | 106.181 | 147.119 | 383 | 410 | 793 | 116.126 | 211.966 | 328.092 |
| 63 | 43 | 106 | 6.091 | 17.196 | 23.287 | 31 | 26 | 57 | 15.328 | 33.929 | 49.257 |
| 240 | 176 | 416 | 11.796 | 42.419 | 54.215 | 125 | 134 | 259 | 36.929 | 85.383 | 122.312 |
| 169 | 180 | 349 | 7.616 | 22.146 | 29.762 | 69 | 55 | 124 | 22.018 | 48.845 | 70.863 |
| 33 | 16 | 49 | 2.392 | 9.187 | 11.579 | 17 | 9 | 26 | 12.945 | 26.219 | 39.164 |
| 7 | 5 | 12 | 636 | 2.459 | 3.095 | - | - | - | 3.965 | 6.903 | 10.868 |
| 60 | 34 | 94 | 1.496 | 4.258 | 5.754 | - | - | - | 5.552 | 11.402 | 16.954 |
| 58 | 61 | 119 | 4.326 | 12.823 | 17.149 | 74 | 84 | 158 | 15.480 | 29.260 | 44.740 |
| - | - | - | 20 | 98 | 118 | - | - | - | 1.464 | 1.934 | 3.398 |
| 26 | 21 | 47 | 2.117 | 6.366 | 8.483 | - | - | - | 5.597 | 12.463 | 18.060 |
| 34 | 20 | 54 | 2.714 | 7.053 | 9.767 | 6 | 1 | 7 | 11.410 | 20.689 | 32.099 |
| 13 | 9 | 22 | 3.406 | 6.392 | 9.798 | - | - | - | 10.317 | 17.055 | 27.372 |
| 7 | 2 | 9 | 1.087 | 3.620 | 4.707 | - | - | - | 4.030 | 8.022 | 12.052 |
| 15 | 5 | 20 | 4.565 | 11.443 | 16.008 | 25 | 18 | 43 | 11.550 | 21.768 | 33.318 |
| 16 | 18 | 34 | 1.376 | 3.649 | 5.025 | 6 | - | 6 | 8.772 | 13.742 | 22.514 |
| - | - | - | 507 | 1.679 | 2.186 | - | - | - | 1.127 | 2.902 | 4.029 |
| 30 | 23 | 53 | 1.646 | 6.569 | 8.215 | 81 | 36 | 117 | 6.486 | 14.994 | 21.480 |
| 11 | 11 | 22 | 3.321 | 9.998 | 13.319 | - | - | - | 5.949 | 15.258 | 21.207 |
| 36 | 16 | 52 | 1.660 | 4.548 | 6.208 | - | - | - | 6.164 | 12.628 | 18.792 |
| 400 | 276 | 676 | 14.158 | 36.610 | 50.768 | 214 | 269 | 483 | 37.295 | 76.331 | 113.626 |
| - | - | - | 397 | 1.175 | 1.572 | - | - | - | 1.531 | 3.497 | 5.028 |
| 71 | 31 | 102 | 2.346 | 8.090 | 10.436 | - | - | - | 9.454 | 19.308 | 28.762 |
| 16 | 9 | 25 | 2.245 | 5.369 | 7.614 | - | - | - | 5.182 | 10.515 | 15.697 |
| 3 | - | 3 | 926 | 3.892 | 4.818 | - | - | - | 2.561 | 6.699 | 9.260 |
| 149 | 151 | 300 | 8.778 | 18.893 | 27.671 | 164 | 128 | 292 | 19.603 | 33.550 | 53.153 |
| 24 | 2 | 26 | 10.035 | 22.247 | 32.282 | - | - | - | 20.304 | 35.472 | 55.776 |
| 4 | 2 | 6 | 4.532 | 10.259 | 14.791 | - | - | - | 12.586 | 23.661 | 36.247 |
| 23 | 9 | 32 | 1.484 | 3.013 | 4.497 | - | - | - | 5.326 | 7.520 | 12.846 |
| 8 | 1 | 9 | 256 | 463 | 719 | - | - | - | 1.611 | 2.636 | 4.247 |
| 5.617 | 4.347 | 9.964 | 222.466 | 608.355 | 830.821 | 2.229 | 2.360 | 4.589 | 761.907 | 1.409.492 | 2.171.399 |

TABEL 6.11 TABLE
JUMLAH LULUSAN MENURUT PROGRAM PENDIDIKAN DAN JENIS KELAMIN TIAP PROVINSI
NUMBER OF GRADUATES BASED ON PROGRAM OF EDUCATION AND GENDER BY PROVINCE
 LINGKUP / SCOPE : KEMDIKTISAINTEK / MoHEST
 STATUS / STATUS : NEGERI / PUBLIC
 TAHUN / YEAR : 2025

| Provinsi Province | Diploma / Diploma Program | | | Sarjana / Bachelor Program | | | Magister / Master Program | | |
|----------------------|---------------------------|---------------|----------------------|----------------------------|----------------|----------------------|---------------------------|---------------|----------------------|
| | L / M | P / F | Subjml. Sub-total | L / M | P / F | Subjml. Sub-total | L / M | P / F | Subjml. Sub-total |
| (1) | (2) | (3) | (4) | (5) | (6) | (7) | (8) | (9) | (10) |
| D.K.I. Jakarta | 1.226 | 1.898 | 3.124 | 5.171 | 8.836 | 14.007 | 2.296 | 2.694 | 4.990 |
| Jawa Barat | 4.339 | 5.055 | 9.394 | 11.320 | 18.075 | 29.395 | 3.703 | 3.843 | 7.546 |
| Banten | 1.684 | 1.601 | 3.285 | 25.458 | 55.217 | 80.675 | 561 | 636 | 1.197 |
| Jawa Tengah | 2.574 | 3.585 | 6.159 | 13.115 | 23.995 | 37.110 | 1.622 | 2.483 | 4.105 |
| D.I. Yogyakarta | 902 | 1.419 | 2.321 | 6.877 | 10.891 | 17.768 | 2.917 | 4.300 | 7.217 |
| Jawa Timur | 7.194 | 6.502 | 13.696 | 18.466 | 32.380 | 50.846 | 3.038 | 3.912 | 6.950 |
| Aceh | 669 | 547 | 1.216 | 4.036 | 8.661 | 12.697 | 414 | 507 | 921 |
| Sumatera Utara | 1.270 | 1.344 | 2.614 | 3.957 | 8.454 | 12.411 | 831 | 1.055 | 1.886 |
| Sumatera Barat | 2.170 | 2.472 | 4.642 | 5.330 | 11.188 | 16.518 | 652 | 1.204 | 1.856 |
| Riau | 663 | 608 | 1.271 | 1.836 | 3.886 | 5.722 | 180 | 351 | 531 |
| Kepulauan Riau | 841 | 912 | 1.753 | 360 | 707 | 1.067 | 9 | 3 | 12 |
| Jambi | 84 | 139 | 223 | 1.757 | 3.603 | 5.360 | 176 | 265 | 441 |
| Sumatera Selatan | 1.472 | 1.542 | 3.014 | 2.414 | 4.303 | 6.717 | 301 | 440 | 741 |
| Bangka Belitung | 452 | 221 | 673 | 410 | 717 | 1.127 | 27 | 15 | 42 |
| Bengkulu | 69 | 477 | 546 | 1.288 | 2.387 | 3.675 | 255 | 421 | 676 |
| Lampung | 520 | 617 | 1.137 | 3.532 | 5.841 | 9.373 | 278 | 434 | 712 |
| Kalimantan Barat | 1.622 | 1.633 | 3.255 | 2.257 | 3.683 | 5.940 | 336 | 366 | 702 |
| Kalimantan Tengah | - | - | - | 1.470 | 2.216 | 3.686 | 95 | 88 | 183 |
| Kalimantan Selatan | 880 | 770 | 1.650 | 1.656 | 3.187 | 4.843 | 313 | 371 | 684 |
| Kalimantan Timur | 1.417 | 1.015 | 2.432 | 2.172 | 3.881 | 6.053 | 210 | 315 | 525 |
| Kalimantan Utara | 68 | 130 | 198 | 295 | 795 | 1.090 | 64 | 36 | 100 |
| Sulawesi Utara | 555 | 685 | 1.240 | 2.452 | 4.684 | 7.136 | 248 | 339 | 587 |
| Gorontalo | 14 | 78 | 92 | 1.151 | 2.717 | 3.868 | 95 | 113 | 208 |
| Sulawesi Tengah | 16 | 68 | 84 | 2.692 | 4.828 | 7.520 | 209 | 254 | 463 |
| Sulawesi Selatan | 1.177 | 1.322 | 2.499 | 4.210 | 8.917 | 13.127 | 1.110 | 1.983 | 3.093 |
| Sulawesi Barat | - | - | - | 465 | 955 | 1.420 | - | - | - |
| Sulawesi Tenggara | 126 | 81 | 207 | 3.092 | 5.483 | 8.575 | 403 | 361 | 764 |
| Maluku | 365 | 456 | 821 | 1.490 | 2.461 | 3.951 | 131 | 173 | 304 |
| Maluku Utara | 1 | 8 | 9 | 684 | 1.328 | 2.012 | 84 | 69 | 153 |
| Bali | 191 | 342 | 533 | 3.173 | 4.808 | 7.981 | 467 | 697 | 1.164 |
| Nusa Tenggara Barat | 165 | 187 | 352 | 1.899 | 3.703 | 5.602 | 224 | 262 | 486 |
| Nusa Tenggara Timur | 1.086 | 983 | 2.069 | 2.439 | 5.136 | 7.575 | 78 | 88 | 166 |
| Papua | 26 | 7 | 33 | 1.553 | 2.123 | 3.676 | 292 | 299 | 591 |
| Papua Barat | 198 | 245 | 443 | 275 | 426 | 701 | 62 | 70 | 132 |
| INDONESIA | 34.036 | 36.949 | 70.985 | 138.752 | 260.472 | 399.224 | 21.681 | 28.447 | 50.128 |

Ket :

Jumlah lulusan (L+P) PTN / The number of graduates (M/F) of Public Higher Education = 981.475

Jumlah data jenis kelamin yang tidak dilaporkan / The number of missing values of gender = 3

TABEL LANJUTAN 6.11 TABLE CONTINUED

JUMLAH LULUSAN MENURUT PROGRAM PENDIDIKAN DAN JENIS KELAMIN TIAP PROVINSI

NUMBER OF GRADUATES BASED ON PROGRAM OF EDUCATION AND GENDER BY PROVINCE

LINGKUP / SCOPE : KEMDIKTISAINTEK / MoHEST

STATUS / STATUS : NEGERI / PUBLIC

TAHUN / YEAR : 2025

| Doktoral / Doctoral Program | | | Profesi / Professions | | | Spesialis / Specialist | | | Jumlah / Total | | |
|-----------------------------|--------------|----------------------|-----------------------|----------------|----------------------|------------------------|--------------|----------------------|----------------|----------------|----------------|
| L / M | P / F | Subjml. Sub-total | L / M | P / F | Subjml. Sub-total | L / M | P / F | Subjml. Sub-total | L / M | P / F | L + P M + F |
| (11) | (12) | (13) | (14) | (15) | (16) | (17) | (18) | (19) | (20) | (21) | (22) |
| 323 | 313 | 636 | 5.494 | 13.572 | 19.066 | 386 | 535 | 921 | 14.896 | 27.848 | 42.744 |
| 764 | 666 | 1.430 | 10.321 | 18.238 | 28.559 | 223 | 197 | 420 | 30.670 | 46.074 | 76.744 |
| 20 | 23 | 43 | 1.608 | 6.794 | 8.402 | - | - | - | 29.331 | 64.271 | 93.602 |
| 414 | 381 | 795 | 13.590 | 29.365 | 42.955 | 206 | 207 | 413 | 31.521 | 60.016 | 91.537 |
| 392 | 372 | 764 | 9.143 | 17.514 | 26.657 | 198 | 211 | 409 | 20.429 | 34.707 | 55.136 |
| 723 | 732 | 1.455 | 22.186 | 49.866 | 72.052 | 383 | 410 | 793 | 51.990 | 93.802 | 145.792 |
| 63 | 43 | 106 | 3.760 | 10.097 | 13.857 | 31 | 26 | 57 | 8.973 | 19.881 | 28.854 |
| 161 | 137 | 298 | 5.865 | 14.334 | 20.199 | 125 | 134 | 259 | 12.209 | 25.458 | 37.667 |
| 152 | 170 | 322 | 6.667 | 16.809 | 23.476 | 69 | 55 | 124 | 15.040 | 31.898 | 46.938 |
| 25 | 16 | 41 | 1.744 | 5.289 | 7.033 | 17 | 9 | 26 | 4.465 | 10.159 | 14.624 |
| - | - | - | 321 | 1.159 | 1.480 | - | - | - | 1.531 | 2.781 | 4.312 |
| 60 | 34 | 94 | 1.464 | 3.830 | 5.294 | - | - | - | 3.541 | 7.871 | 11.412 |
| 58 | 61 | 119 | 2.805 | 5.712 | 8.517 | 74 | 84 | 158 | 7.124 | 12.142 | 19.266 |
| - | - | - | - | - | - | - | - | - | 889 | 953 | 1.842 |
| 26 | 21 | 47 | 2.063 | 6.168 | 8.231 | - | - | - | 3.701 | 9.474 | 13.175 |
| 34 | 20 | 54 | 2.294 | 5.647 | 7.941 | 6 | 1 | 7 | 6.664 | 12.560 | 19.224 |
| 13 | 9 | 22 | 2.486 | 5.319 | 7.805 | - | - | - | 6.714 | 11.010 | 17.724 |
| 7 | 2 | 9 | 1.087 | 3.620 | 4.707 | - | - | - | 2.659 | 5.926 | 8.585 |
| 15 | 5 | 20 | 4.373 | 10.716 | 15.089 | 25 | 18 | 43 | 7.262 | 15.067 | 22.329 |
| 16 | 18 | 34 | 1.307 | 3.359 | 4.666 | 6 | - | 6 | 5.128 | 8.588 | 13.716 |
| - | - | - | 507 | 1.679 | 2.186 | - | - | - | 934 | 2.640 | 3.574 |
| 27 | 23 | 50 | 1.571 | 6.119 | 7.690 | 81 | 36 | 117 | 4.934 | 11.886 | 16.820 |
| 11 | 11 | 22 | 3.286 | 9.781 | 13.067 | - | - | - | 4.557 | 12.700 | 17.257 |
| 36 | 16 | 52 | 1.625 | 4.381 | 6.006 | - | - | - | 4.578 | 9.547 | 14.125 |
| 292 | 231 | 523 | 10.325 | 18.517 | 28.842 | 214 | 269 | 483 | 17.328 | 31.239 | 48.567 |
| - | - | - | 9 | 43 | 52 | - | - | - | 474 | 998 | 1.472 |
| 71 | 31 | 102 | 2.214 | 6.651 | 8.865 | - | - | - | 5.906 | 12.607 | 18.513 |
| 11 | 8 | 19 | 2.195 | 5.145 | 7.340 | - | - | - | 4.192 | 8.243 | 12.435 |
| 3 | - | 3 | 924 | 3.871 | 4.795 | - | - | - | 1.696 | 5.276 | 6.972 |
| 132 | 140 | 272 | 5.697 | 11.509 | 17.206 | 164 | 128 | 292 | 9.824 | 17.624 | 27.448 |
| 24 | 2 | 26 | 3.156 | 10.302 | 13.458 | - | - | - | 5.468 | 14.456 | 19.924 |
| 4 | 2 | 6 | 3.061 | 6.140 | 9.201 | - | - | - | 6.668 | 12.349 | 19.017 |
| 23 | 9 | 32 | 1.484 | 3.013 | 4.497 | - | - | - | 3.378 | 5.451 | 8.829 |
| 8 | 1 | 9 | 2 | 12 | 14 | - | - | - | 545 | 754 | 1.299 |
| 3.908 | 3.497 | 7.405 | 134.634 | 314.571 | 449.205 | 2.208 | 2.320 | 4.528 | 335.219 | 646.256 | 981.475 |

TABEL 6.12 TABLE
JUMLAH LULUSAN MENURUT PROGRAM PENDIDIKAN DAN JENIS KELAMIN TIAP PROVINSI
NUMBER OF GRADUATES BASED ON PROGRAM OF EDUCATION AND GENDER BY PROVINCE
 LINGKUP / SCOPE : KEMDIKTISAINTEK / MoHES
 STATUS / STATUS : SWASTA / PRIVATE
 TAHUN / YEAR : 2025

| Provinsi Province | Diploma / Diploma Program | | | Sarjana / Bachelor Program | | | Magister / Master Program | | |
|----------------------|---------------------------|---------------|----------------------|----------------------------|----------------|----------------------|---------------------------|---------------|----------------------|
| | L / M | P / F | Subjml. Sub-total | L / M | P / F | Subjml. Sub-total | L / M | P / F | Subjml. Sub-total |
| (1) | (2) | (3) | (4) | (5) | (6) | (7) | (8) | (9) | (10) |
| D.K.I. Jakarta | 4.280 | 5.840 | 10.120 | 45.236 | 54.185 | 99.421 | 8.439 | 7.572 | 16.011 |
| Jawa Barat | 5.631 | 9.566 | 15.197 | 40.019 | 50.426 | 90.445 | 4.326 | 3.699 | 8.025 |
| Banten | 652 | 1.657 | 2.309 | 12.209 | 15.409 | 27.618 | 1.319 | 749 | 2.068 |
| Jawa Tengah | 4.117 | 7.383 | 11.500 | 25.337 | 39.333 | 64.670 | 3.953 | 3.061 | 7.014 |
| D.I. Yogyakarta | 2.530 | 3.849 | 6.379 | 18.330 | 22.125 | 40.455 | 1.377 | 1.713 | 3.090 |
| Jawa Timur | 2.144 | 5.430 | 7.574 | 37.804 | 51.879 | 89.683 | 5.150 | 4.442 | 9.592 |
| Aceh | 281 | 1.046 | 1.327 | 3.474 | 5.586 | 9.060 | 269 | 317 | 586 |
| Sumatera Utara | 1.828 | 3.942 | 5.770 | 15.063 | 26.007 | 41.070 | 1.819 | 1.852 | 3.671 |
| Sumatera Barat | 663 | 1.829 | 2.492 | 4.866 | 9.412 | 14.278 | 483 | 359 | 842 |
| Riau | 638 | 1.136 | 1.774 | 6.373 | 10.233 | 16.606 | 813 | 793 | 1.606 |
| Kepulauan Riau | 27 | 104 | 131 | 1.779 | 2.491 | 4.270 | 306 | 222 | 528 |
| Jambi | 266 | 284 | 550 | 1.584 | 2.740 | 4.324 | 129 | 79 | 208 |
| Sumatera Selatan | 603 | 993 | 1.596 | 5.348 | 8.043 | 13.391 | 884 | 971 | 1.855 |
| Bangka Belitung | 5 | 47 | 52 | 441 | 750 | 1.191 | 109 | 86 | 195 |
| Bengkulu | 163 | 478 | 641 | 1.586 | 2.235 | 3.821 | 93 | 78 | 171 |
| Lampung | 283 | 843 | 1.126 | 3.467 | 5.317 | 8.784 | 576 | 563 | 1.139 |
| Kalimantan Barat | 211 | 904 | 1.115 | 2.414 | 4.016 | 6.430 | 58 | 52 | 110 |
| Kalimantan Tengah | 90 | 322 | 412 | 990 | 1.358 | 2.348 | 291 | 416 | 707 |
| Kalimantan Selatan | 519 | 1.075 | 1.594 | 3.049 | 4.461 | 7.510 | 528 | 438 | 966 |
| Kalimantan Timur | 305 | 462 | 767 | 3.126 | 4.318 | 7.444 | 144 | 84 | 228 |
| Kalimantan Utara | 28 | 116 | 144 | 165 | 146 | 311 | - | - | - |
| Sulawesi Utara | 89 | 520 | 609 | 1.342 | 2.111 | 3.453 | 43 | 27 | 70 |
| Gorontalo | 77 | 217 | 294 | 1.169 | 2.010 | 3.179 | 111 | 114 | 225 |
| Sulawesi Tengah | 188 | 715 | 903 | 1.275 | 2.063 | 3.338 | 88 | 136 | 224 |
| Sulawesi Selatan | 1.087 | 3.686 | 4.773 | 12.953 | 21.149 | 34.102 | 1.986 | 2.119 | 4.105 |
| Sulawesi Barat | 21 | 320 | 341 | 647 | 1.045 | 1.692 | 1 | 2 | 3 |
| Sulawesi Tenggara | 166 | 849 | 1.015 | 2.990 | 4.215 | 7.205 | 260 | 198 | 458 |
| Maluku | 87 | 299 | 386 | 838 | 1.739 | 2.577 | 10 | 9 | 19 |
| Maluku Utara | 79 | 157 | 236 | 740 | 1.225 | 1.965 | 44 | 20 | 64 |
| Bali | 716 | 954 | 1.670 | 5.427 | 7.148 | 12.575 | 538 | 429 | 967 |
| Nusa Tenggara Barat | 1.036 | 842 | 1.878 | 6.657 | 8.083 | 14.740 | 264 | 146 | 410 |
| Nusa Tenggara Timur | 231 | 594 | 825 | 4.107 | 6.556 | 10.663 | 109 | 43 | 152 |
| Papua | 167 | 364 | 531 | 1.661 | 1.634 | 3.295 | 120 | 71 | 191 |
| Papua Barat | 75 | 54 | 129 | 728 | 1.375 | 2.103 | 9 | 2 | 11 |
| INDONESIA | 29.283 | 56.877 | 86.160 | 273.194 | 380.823 | 654.017 | 34.649 | 30.862 | 65.511 |

Ket :

Jumlah lulusan (L+P) PTS / The number of graduates (M/F) of Private Higher Education = 1.189.924

Jumlah data jenis kelamin yang tidak dilaporkan / The number of missing values of gender = 0

TABEL LANJUTAN 6.12 TABLE CONTINUED

JUMLAH LULUSAN MENURUT PROGRAM PENDIDIKAN DAN JENIS KELAMIN TIAP PROVINSI

NUMBER OF GRADUATES BASED ON PROGRAM OF EDUCATION AND GENDER BY PROVINCE

LINGKUP / SCOPE : KEMDIKTISAINTEK / MoHES

STATUS / STATUS : SWASTA / PRIVATE

TAHUN / YEAR : 2025

| Doktoral / Doctoral Program | | | Profesi / Professions | | | Spesialis / Specialist | | | Jumlah / Total | | |
|-----------------------------|------------|----------------------|-----------------------|----------------|----------------------|------------------------|-----------|----------------------|----------------|----------------|------------------|
| L / M | P / F | Subjml. Sub-total | L / M | P / F | Subjml. Sub-total | L / M | P / F | Subjml. Sub-total | L / M | P / F | L + P M + F |
| (11) | (12) | (13) | (14) | (15) | (16) | (17) | (18) | (19) | (20) | (21) | (22) |
| 583 | 336 | 919 | 5.681 | 21.541 | 27.222 | 21 | 40 | 61 | 64.240 | 89.514 | 153.754 |
| 290 | 169 | 459 | 11.140 | 39.982 | 51.122 | - | - | - | 61.406 | 103.842 | 165.248 |
| - | - | - | 1.282 | 2.434 | 3.716 | - | - | - | 15.462 | 20.249 | 35.711 |
| 235 | 103 | 338 | 14.608 | 46.352 | 60.960 | - | - | - | 48.250 | 96.232 | 144.482 |
| 71 | 33 | 104 | 6.732 | 24.468 | 31.200 | - | - | - | 29.040 | 52.188 | 81.228 |
| 286 | 98 | 384 | 18.752 | 56.315 | 75.067 | - | - | - | 64.136 | 118.164 | 182.300 |
| - | - | - | 2.331 | 7.099 | 9.430 | - | - | - | 6.355 | 14.048 | 20.403 |
| 79 | 39 | 118 | 5.931 | 28.085 | 34.016 | - | - | - | 24.720 | 59.925 | 84.645 |
| 17 | 10 | 27 | 949 | 5.337 | 6.286 | - | - | - | 6.978 | 16.947 | 23.925 |
| 8 | - | 8 | 648 | 3.898 | 4.546 | - | - | - | 8.480 | 16.060 | 24.540 |
| 7 | 5 | 12 | 315 | 1.300 | 1.615 | - | - | - | 2.434 | 4.122 | 6.556 |
| - | - | - | 32 | 428 | 460 | - | - | - | 2.011 | 3.531 | 5.542 |
| - | - | - | 1.521 | 7.111 | 8.632 | - | - | - | 8.356 | 17.118 | 25.474 |
| - | - | - | 20 | 98 | 118 | - | - | - | 575 | 981 | 1.556 |
| - | - | - | 54 | 198 | 252 | - | - | - | 1.896 | 2.989 | 4.885 |
| - | - | - | 420 | 1.406 | 1.826 | - | - | - | 4.746 | 8.129 | 12.875 |
| - | - | - | 920 | 1.073 | 1.993 | - | - | - | 3.603 | 6.045 | 9.648 |
| - | - | - | - | - | - | - | - | - | 1.371 | 2.096 | 3.467 |
| - | - | - | 192 | 727 | 919 | - | - | - | 4.288 | 6.701 | 10.989 |
| - | - | - | 69 | 290 | 359 | - | - | - | 3.644 | 5.154 | 8.798 |
| - | - | - | - | - | - | - | - | - | 193 | 262 | 455 |
| 3 | - | 3 | 75 | 450 | 525 | - | - | - | 1.552 | 3.108 | 4.660 |
| - | - | - | 35 | 217 | 252 | - | - | - | 1.392 | 2.558 | 3.950 |
| - | - | - | 35 | 167 | 202 | - | - | - | 1.586 | 3.081 | 4.667 |
| 108 | 45 | 153 | 3.833 | 18.093 | 21.926 | - | - | - | 19.967 | 45.092 | 65.059 |
| - | - | - | 388 | 1.132 | 1.520 | - | - | - | 1.057 | 2.499 | 3.556 |
| - | - | - | 132 | 1.439 | 1.571 | - | - | - | 3.548 | 6.701 | 10.249 |
| 5 | 1 | 6 | 50 | 224 | 274 | - | - | - | 990 | 2.272 | 3.262 |
| - | - | - | 2 | 21 | 23 | - | - | - | 865 | 1.423 | 2.288 |
| 17 | 11 | 28 | 3.081 | 7.384 | 10.465 | - | - | - | 9.779 | 15.926 | 25.705 |
| - | - | - | 6.879 | 11.945 | 18.824 | - | - | - | 14.836 | 21.016 | 35.852 |
| - | - | - | 1.471 | 4.119 | 5.590 | - | - | - | 5.918 | 11.312 | 17.230 |
| - | - | - | - | - | - | - | - | - | 1.948 | 2.069 | 4.017 |
| - | - | - | 254 | 451 | 705 | - | - | - | 1.066 | 1.882 | 2.948 |
| 1.709 | 850 | 2.559 | 87.832 | 293.784 | 381.616 | 21 | 40 | 61 | 426.688 | 763.236 | 1.189.924 |

TABEL 6.13 TABLE

JUMLAH LULUSAN MENURUT PROGRAM PROGRAM DAN JENIS KELAMIN TIAP PERGURUAN TINGGI (PT) NEGERI

NUMBER OF GRADUATES BASED ON LEVEL OF PROGRAM AND GENDER BY PUBLIC HIGHER EDUCATION (HE)

LINGKUP / SCOPE : KEMDIKTISAINTEK / MoHES
STATUS / STATUS : NEGERI AKADEMIK / ACADEMIC PUBLIC
TAHUN / YEAR : 2025

| Perguruan Tinggi College | Diploma / Diploma Program | | | Sarjana / Bachelor Program | | | Magister / Master Program | | |
|---|---------------------------|--------------|----------------------|----------------------------|---------------|----------------------|---------------------------|---------------|----------------------|
| | L / M | P / F | Subjml. Sub-total | L / M | P / F | Subjml. Sub-total | L / M | P / F | Subjml. Sub-total |
| (1) | (2) | (3) | (4) | (5) | (6) | (7) | (8) | (9) | (10) |
| Institut Pertanian Bogor | 1.031 | 1.941 | 2.972 | 2.058 | 3.275 | 5.333 | 752 | 958 | 1.710 |
| Institut Seni Budaya Indonesia Aceh | - | - | - | 21 | 43 | 64 | - | - | - |
| Institut Seni Budaya Indonesia Bandung | 64 | 80 | 144 | 139 | 165 | 304 | 12 | 4 | 16 |
| Institut Seni Budaya Indonesia Kalimantan Timur | - | - | - | - | - | - | - | - | - |
| Institut Seni Budaya Indonesia Sulawesi Selatan | - | - | - | - | - | - | - | - | - |
| Institut Seni Budaya Indonesia Tanah Papua | - | - | - | 11 | 3 | 14 | - | - | - |
| Institut Seni Indonesia Bali | 29 | 51 | 80 | 265 | 142 | 407 | 45 | 31 | 76 |
| Institut Seni Indonesia Padang Panjang | - | 28 | 28 | 252 | 238 | 490 | 26 | 10 | 36 |
| Institut Seni Indonesia Surakarta | 6 | 34 | 40 | 402 | 386 | 788 | 25 | 23 | 48 |
| Institut Seni Indonesia Yogyakarta | 57 | 57 | 114 | 399 | 405 | 804 | 57 | 66 | 123 |
| Institut Teknologi Bacharuddin Jusuf Habibie | - | - | - | - | - | - | - | - | - |
| Institut Teknologi Bandung | - | - | - | 2.280 | 1.903 | 4.183 | 1.964 | 1.252 | 3.216 |
| Institut Teknologi Kalimantan | - | - | - | 539 | 427 | 966 | - | - | - |
| Institut Teknologi Sepuluh Nopember | 442 | 220 | 662 | 2.170 | 1.730 | 3.900 | 967 | 555 | 1.522 |
| Institut Teknologi Sumatera | - | - | - | 1.588 | 1.739 | 3.327 | 2 | 8 | 10 |
| Universitas Airlangga | 231 | 567 | 798 | 1.747 | 4.207 | 5.954 | 684 | 1.080 | 1.764 |
| Universitas Andalas | 92 | 221 | 313 | 2.181 | 3.876 | 6.057 | 325 | 536 | 861 |
| Universitas Bangka Belitung | 9 | 86 | 95 | 410 | 717 | 1.127 | 27 | 15 | 42 |
| Universitas Bengkulu | 45 | 462 | 507 | 1.288 | 2.387 | 3.675 | 255 | 421 | 676 |
| Universitas Borneo Tarakan | 8 | 69 | 77 | 295 | 795 | 1.090 | 64 | 36 | 100 |
| Universitas Brawijaya | 506 | 694 | 1.200 | 5.489 | 8.396 | 13.885 | 538 | 807 | 1.345 |
| Universitas Cenderawasih | 26 | 7 | 33 | 1.194 | 1.701 | 2.895 | 271 | 283 | 554 |
| Universitas Diponegoro | 543 | 885 | 1.428 | 3.965 | 6.674 | 10.639 | 759 | 894 | 1.653 |
| Universitas Gadjah Mada | 496 | 678 | 1.174 | 2.971 | 4.804 | 7.775 | 2.012 | 2.669 | 4.681 |
| Universitas Halu Oleo | 125 | 63 | 188 | 2.671 | 4.670 | 7.341 | 403 | 361 | 764 |
| Universitas Hasanuddin | 53 | 45 | 98 | 2.416 | 4.483 | 6.899 | 865 | 1.379 | 2.244 |
| Universitas Indonesia | 321 | 816 | 1.137 | 2.792 | 3.866 | 6.658 | 2.007 | 2.241 | 4.248 |
| Universitas Jambi | 84 | 139 | 223 | 1.757 | 3.603 | 5.360 | 176 | 265 | 441 |
| Universitas Jember | 149 | 477 | 626 | 2.170 | 4.824 | 6.994 | 191 | 258 | 449 |
| Universitas Jenderal Soedirman | 209 | 269 | 478 | 1.361 | 2.692 | 4.053 | 209 | 233 | 442 |
| Universitas Khairun | 1 | 8 | 9 | 684 | 1.328 | 2.012 | 84 | 69 | 153 |
| Jumlah (1) | 4.527 | 7.897 | 12.424 | 43.515 | 69.479 | 112.994 | 12.720 | 14.454 | 27.174 |

Ket :

Jumlah lulusan (L+P) PTN Akademik / The number of graduates (M/F) of Academic Public Higher Education = 936.912

Jumlah data jenis kelamin yang tidak dilaporkan / The number of missing values of gender = 3

TABEL LANJUTAN 6.13 TABLE CONTINUED

JUMLAH LULUSAN MENURUT PROGRAM PROGRAM DAN JENIS KELAMIN TIAP PERGURUAN TINGGI (PT) NEGERI

NUMBER OF GRADUATES BASED ON LEVEL OF PROGRAM AND GENDER BY PUBLIC HIGHER EDUCATION (HE)

LINGKUP / SCOPE : KEMDIKTISAINTEK / MoHES

STATUS / STATUS : NEGERI AKADEMIK / ACADEMIC PUBLIC

TAHUN / YEAR : 2025

| Doktoral / Doctoral Program | | | Profesi / Professions | | | Spesialis / Specialist | | | Jumlah / Total | | |
|-----------------------------|--------------|----------------------|-----------------------|---------------|----------------------|------------------------|--------------|----------------------|----------------|----------------|----------------|
| L / M | P / F | Subjml. Sub-total | L / M | P / F | Subjml. Sub-total | L / M | P / F | Subjml. Sub-total | L / M | P / F | L + P M+F |
| (11) | (12) | (13) | (14) | (15) | (16) | (17) | (18) | (19) | (20) | (21) | (22) |
| 188 | 167 | 355 | 83 | 176 | 259 | - | - | - | 4.112 | 6.517 | 10.629 |
| - | - | - | - | - | - | - | - | - | 21 | 43 | 64 |
| - | - | - | - | - | - | - | - | - | 215 | 249 | 464 |
| - | - | - | - | - | - | - | - | - | - | - | - |
| - | - | - | - | - | - | - | - | - | - | - | - |
| - | - | - | - | - | - | - | - | - | 11 | 3 | 14 |
| 15 | 6 | 21 | - | - | - | - | - | - | 354 | 230 | 584 |
| - | - | - | - | - | - | - | - | - | 278 | 276 | 554 |
| 15 | 5 | 20 | - | - | - | - | - | - | 448 | 448 | 896 |
| 9 | 1 | 10 | - | - | - | - | - | - | 522 | 529 | 1.051 |
| - | - | - | - | - | - | - | - | - | - | - | - |
| 171 | 132 | 303 | 449 | 258 | 707 | - | - | - | 4.864 | 3.545 | 8.409 |
| - | - | - | - | - | - | - | - | - | 539 | 427 | 966 |
| 110 | 75 | 185 | 327 | 72 | 399 | - | - | - | 4.016 | 2.652 | 6.668 |
| - | - | - | - | - | - | - | - | - | 1.590 | 1.747 | 3.337 |
| 132 | 171 | 303 | 295 | 1.137 | 1.432 | 272 | 300 | 572 | 3.361 | 7.462 | 10.823 |
| 44 | 64 | 108 | 276 | 603 | 879 | 69 | 55 | 124 | 2.987 | 5.355 | 8.342 |
| - | - | - | - | - | - | - | - | - | 446 | 818 | 1.264 |
| 26 | 21 | 47 | 2.063 | 6.168 | 8.231 | - | - | - | 3.677 | 9.459 | 13.136 |
| - | - | - | 507 | 1.679 | 2.186 | - | - | - | 874 | 2.579 | 3.453 |
| 263 | 215 | 478 | 233 | 679 | 912 | 111 | 110 | 221 | 7.140 | 10.901 | 18.041 |
| 23 | 9 | 32 | 384 | 672 | 1.056 | - | - | - | 1.898 | 2.672 | 4.570 |
| 139 | 102 | 241 | 349 | 432 | 781 | 112 | 126 | 238 | 5.867 | 9.113 | 14.980 |
| 213 | 243 | 456 | 1.850 | 1.218 | 3.068 | 198 | 211 | 409 | 7.740 | 9.823 | 17.563 |
| 71 | 31 | 102 | 2.214 | 6.651 | 8.865 | - | - | - | 5.484 | 11.776 | 17.260 |
| 232 | 165 | 397 | 1.468 | 1.189 | 2.657 | 214 | 269 | 483 | 5.248 | 7.530 | 12.778 |
| 192 | 210 | 402 | 280 | 563 | 843 | 386 | 535 | 921 | 5.978 | 8.231 | 14.209 |
| 60 | 34 | 94 | 1.464 | 3.830 | 5.294 | - | - | - | 3.541 | 7.871 | 11.412 |
| 17 | 13 | 30 | 1.857 | 6.234 | 8.091 | - | - | - | 4.384 | 11.806 | 16.190 |
| 21 | 8 | 29 | 111 | 340 | 451 | 4 | 2 | 6 | 1.915 | 3.544 | 5.459 |
| 3 | - | 3 | 924 | 3.871 | 4.795 | - | - | - | 1.696 | 5.276 | 6.972 |
| 1.944 | 1.672 | 3.616 | 15.134 | 35.772 | 50.906 | 1.366 | 1.608 | 2.974 | 79.206 | 130.882 | 210.088 |

TABEL LANJUTAN 6.13 TABLE CONTINUED

JUMLAH LULUSAN MENURUT PROGRAM PROGRAM DAN JENIS KELAMIN TIAP PERGURUAN TINGGI (PT) NEGERI
NUMBER OF GRADUATES BASED ON LEVEL OF PROGRAM AND GENDER BY PUBLIC HIGHER EDUCATION (HE)
 LINGKUP / SCOPE : KEMDIKTISAINTEK / MoHES
 STATUS / STATUS : NEGERI AKADEMIK / ACADEMIC PUBLIC
 TAHUN / YEAR : 2025

| Perguruan Tinggi College | Diploma / Diploma Program | | | Sarjana / Bachelor Program | | | Magister / Master Program | | |
|---|---------------------------|--------------|----------------------|----------------------------|----------------|----------------------|---------------------------|---------------|----------------------|
| | L / M | P / F | Subjml. Sub-total | L / M | P / F | Subjml. Sub-total | L / M | P / F | Subjml. Sub-total |
| (1) | (2) | (3) | (4) | (5) | (6) | (7) | (8) | (9) | (10) |
| Universitas Lambung Mangkurat | 38 | 106 | 144 | 1.656 | 3.187 | 4.843 | 313 | 371 | 684 |
| Universitas Lampung | 113 | 122 | 235 | 1.944 | 4.102 | 6.046 | 272 | 415 | 687 |
| Universitas Malikussaleh | 6 | 36 | 42 | 1.480 | 2.891 | 4.371 | 119 | 91 | 210 |
| Universitas Maritim Raja Ali Haji (UMRAH) | - | - | - | 360 | 707 | 1.067 | 9 | 3 | 12 |
| Universitas Mataram | 165 | 187 | 352 | 1.899 | 3.703 | 5.602 | 224 | 262 | 486 |
| Universitas Mulawarman | 13 | 73 | 86 | 1.633 | 3.454 | 5.087 | 189 | 302 | 491 |
| Universitas Musamus Merauke | - | - | - | 348 | 419 | 767 | 21 | 16 | 37 |
| Universitas Negeri Gorontalo | 14 | 78 | 92 | 1.151 | 2.717 | 3.868 | 95 | 113 | 208 |
| Universitas Negeri Jakarta | 222 | 358 | 580 | 1.471 | 3.385 | 4.856 | 193 | 390 | 583 |
| Universitas Negeri Makassar | 136 | 190 | 326 | 1.794 | 4.434 | 6.228 | 236 | 599 | 835 |
| Universitas Negeri Malang | 157 | 114 | 271 | 2.250 | 4.549 | 6.799 | 283 | 594 | 877 |
| Universitas Negeri Manado | - | - | - | 905 | 1.696 | 2.601 | 135 | 167 | 302 |
| Universitas Negeri Medan | 18 | 2 | 20 | 1.399 | 4.056 | 5.455 | 71 | 170 | 241 |
| Universitas Negeri Padang | 881 | 1.183 | 2.064 | 2.897 | 7.074 | 9.971 | 298 | 654 | 952 |
| Universitas Negeri Semarang | 31 | 27 | 58 | 4.280 | 8.417 | 12.697 | 324 | 713 | 1.037 |
| Universitas Negeri Surabaya | 209 | 241 | 450 | 1.898 | 4.174 | 6.072 | 243 | 509 | 752 |
| Universitas Negeri Yogyakarta | 334 | 662 | 996 | 1.974 | 3.852 | 5.826 | 713 | 1.447 | 2.160 |
| Universitas Nusa Cendana | - | 6 | 6 | 2.046 | 4.117 | 6.163 | 72 | 83 | 155 |
| Universitas Padjadjaran | 266 | 409 | 675 | 1.987 | 3.417 | 5.404 | 471 | 735 | 1.206 |
| Universitas Palangka Raya | - | - | - | 1.470 | 2.216 | 3.686 | 95 | 88 | 183 |
| Universitas Papua | 34 | 43 | 77 | 275 | 426 | 701 | 62 | 70 | 132 |
| Universitas Pattimura | - | - | - | 1.490 | 2.461 | 3.951 | 131 | 173 | 304 |
| Universitas Pembangunan Nasional Veteran Jakarta | 80 | 227 | 307 | 908 | 1.585 | 2.493 | 96 | 63 | 159 |
| Universitas Pembangunan Nasional Veteran Jawa Timur | - | - | - | 1.419 | 2.291 | 3.710 | 42 | 48 | 90 |
| Universitas Pembangunan Nasional Veteran Yogyakarta | 15 | 22 | 37 | 1.533 | 1.830 | 3.363 | 135 | 118 | 253 |
| Universitas Pendidikan Ganesha | 85 | 156 | 241 | 884 | 1.604 | 2.488 | 144 | 262 | 406 |
| Universitas Pendidikan Indonesia | 27 | 21 | 48 | 2.610 | 5.523 | 8.133 | 366 | 754 | 1.120 |
| Universitas Riau | 184 | 226 | 410 | 1.836 | 3.886 | 5.722 | 180 | 351 | 531 |
| Universitas Sam Ratulangi | - | - | - | 1.547 | 2.988 | 4.535 | 113 | 172 | 285 |
| Universitas Samudra | - | - | - | 318 | 750 | 1.068 | - | - | - |
| Universitas Sebelas Maret | 575 | 1.212 | 1.787 | 2.462 | 4.447 | 6.909 | 302 | 616 | 918 |
| Jumlah (2) | 3.603 | 5.701 | 9.304 | 50.124 | 100.358 | 150.482 | 5.947 | 10.349 | 16.296 |

Ket :

Jumlah lulusan (L+P) PTN Akademik / The number of graduates (M/F) of Academic Public Higher Education = 936.912

Jumlah data jenis kelamin yang tidak dilaporkan / The number of missing values of gender = 3

TABEL LANJUTAN 6.13 TABLE CONTINUED

JUMLAH LULUSAN MENURUT PROGRAM PROGRAM DAN JENIS KELAMIN TIAP PERGURUAN TINGGI (PT) NEGERI

NUMBER OF GRADUATES BASED ON LEVEL OF PROGRAM AND GENDER BY PUBLIC HIGHER EDUCATION (HE)

LINGKUP / SCOPE : KEMDIKTISAINTEK / MoHES

STATUS / STATUS : NEGERI AKADEMIK / ACADEMIC PUBLIC

TAHUN / YEAR : 2025

| Doktoral / Doctoral Program | | | Profesi / Professions | | | Spesialis / Specialist | | | Jumlah / Total | | |
|-----------------------------|--------------|----------------------|-----------------------|----------------|----------------------|------------------------|------------|----------------------|----------------|----------------|----------------|
| L / M | P / F | Subjml. Sub-total | L / M | P / F | Subjml. Sub-total | L / M | P / F | Subjml. Sub-total | L / M | P / F | L + P M+F |
| (11) | (12) | (13) | (14) | (15) | (16) | (17) | (18) | (19) | (20) | (21) | (22) |
| 15 | 5 | 20 | 4.373 | 10.716 | 15.089 | 25 | 18 | 43 | 6.420 | 14.403 | 20.823 |
| 34 | 20 | 54 | 2.294 | 5.647 | 7.941 | 6 | 1 | 7 | 4.663 | 10.307 | 14.970 |
| - | - | - | 293 | 1.095 | 1.388 | - | - | - | 1.898 | 4.113 | 6.011 |
| - | - | - | 228 | 1.146 | 1.374 | - | - | - | 597 | 1.856 | 2.453 |
| 24 | 2 | 26 | 3.156 | 10.302 | 13.458 | - | - | - | 5.468 | 14.456 | 19.924 |
| 16 | 18 | 34 | 1.307 | 3.359 | 4.666 | 6 | - | 6 | 3.164 | 7.206 | 10.370 |
| - | - | - | 1.100 | 2.341 | 3.441 | - | - | - | 1.469 | 2.776 | 4.245 |
| 11 | 11 | 22 | 3.286 | 9.781 | 13.067 | - | - | - | 4.557 | 12.700 | 17.257 |
| 131 | 103 | 234 | 5.177 | 12.778 | 17.955 | - | - | - | 7.194 | 17.014 | 24.208 |
| 60 | 66 | 126 | 8.857 | 17.328 | 26.185 | - | - | - | 11.083 | 22.617 | 33.700 |
| 135 | 176 | 311 | 10.601 | 22.272 | 32.873 | - | - | - | 13.426 | 27.705 | 41.131 |
| 9 | 7 | 16 | 1.414 | 5.848 | 7.262 | - | - | - | 2.463 | 7.718 | 10.181 |
| 17 | 29 | 46 | 5.594 | 13.641 | 19.235 | - | - | - | 7.099 | 17.898 | 24.997 |
| 108 | 106 | 214 | 6.391 | 16.206 | 22.597 | - | - | - | 10.575 | 25.223 | 35.798 |
| 102 | 102 | 204 | 6.072 | 11.615 | 17.687 | - | - | - | 10.809 | 20.874 | 31.683 |
| 63 | 82 | 145 | 8.388 | 17.818 | 26.206 | - | - | - | 10.801 | 22.824 | 33.625 |
| 169 | 128 | 297 | 7.293 | 16.296 | 23.589 | - | - | - | 10.483 | 22.385 | 32.868 |
| 4 | 2 | 6 | 3.061 | 6.140 | 9.201 | - | - | - | 5.183 | 10.348 | 15.531 |
| 173 | 148 | 321 | 307 | 817 | 1.124 | 223 | 197 | 420 | 3.427 | 5.723 | 9.150 |
| 7 | 2 | 9 | 1.087 | 3.620 | 4.707 | - | - | - | 2.659 | 5.926 | 8.585 |
| 8 | 1 | 9 | 2 | 12 | 14 | - | - | - | 381 | 552 | 933 |
| 11 | 8 | 19 | 2.195 | 5.145 | 7.340 | - | - | - | 3.827 | 7.787 | 11.614 |
| - | - | - | 37 | 231 | 268 | - | - | - | 1.121 | 2.106 | 3.227 |
| 3 | - | 3 | - | - | - | - | - | - | 1.464 | 2.339 | 3.803 |
| 1 | - | 1 | - | - | - | - | - | - | 1.684 | 1.970 | 3.654 |
| 27 | 28 | 55 | 5.275 | 10.846 | 16.121 | - | - | - | 6.415 | 12.896 | 19.311 |
| 232 | 219 | 451 | 6.584 | 13.920 | 20.504 | - | - | - | 9.819 | 20.437 | 30.256 |
| 25 | 16 | 41 | 1.744 | 5.289 | 7.033 | 17 | 9 | 26 | 3.986 | 9.777 | 13.763 |
| 18 | 16 | 34 | 157 | 271 | 428 | 81 | 36 | 117 | 1.916 | 3.483 | 5.399 |
| - | - | - | 449 | 474 | 923 | - | - | - | 767 | 1.224 | 1.991 |
| 137 | 164 | 301 | 6.537 | 14.774 | 21.311 | 90 | 79 | 169 | 10.103 | 21.292 | 31.395 |
| 1.540 | 1.459 | 2.999 | 103.259 | 239.728 | 342.987 | 448 | 340 | 788 | 164.921 | 357.935 | 522.856 |

TABEL LANJUTAN 6.13 TABLE CONTINUED

JUMLAH LULUSAN MENURUT PROGRAM PROGRAM DAN JENIS KELAMIN TIAP PERGURUAN TINGGI (PT) NEGERI
NUMBER OF GRADUATES BASED ON LEVEL OF PROGRAM AND GENDER BY PUBLIC HIGHER EDUCATION (HE)
 LINGKUP / SCOPE : KEMDIKTISAINTEK / MoHES
 STATUS / STATUS : NEGERI AKADEMIK / ACADEMIC PUBLIC
 TAHUN / YEAR : 2025

| Perguruan Tinggi College | Diploma / Diploma Program | | | Sarjana / Bachelor Program | | | Magister / Master Program | | |
|---|---------------------------|---------------|----------------------|----------------------------|----------------|----------------------|---------------------------|---------------|----------------------|
| | L / M | P / F | Subjml. Sub-total | L / M | P / F | Subjml. Sub-total | L / M | P / F | Subjml. Sub-total |
| (1) | (2) | (3) | (4) | (5) | (6) | (7) | (8) | (9) | (10) |
| Universitas Sembilanbelas November Kolaka | 1 | 18 | 19 | 421 | 813 | 1.234 | - | - | - |
| Universitas Siliwangi | 42 | 93 | 135 | 1.041 | 1.929 | 2.970 | 46 | 63 | 109 |
| Universitas Singaperbangsa Karawang | 1 | 15 | 16 | 1.205 | 1.863 | 3.068 | 63 | 50 | 113 |
| Universitas Sriwijaya | 91 | 122 | 213 | 2.414 | 4.303 | 6.717 | 290 | 433 | 723 |
| Universitas Sulawesi Barat | - | - | - | 465 | 955 | 1.420 | - | - | - |
| Universitas Sultan Ageng Tirtayasa | 50 | 87 | 137 | 1.376 | 2.747 | 4.123 | 140 | 205 | 345 |
| Universitas Sumatera Utara | 247 | 392 | 639 | 2.558 | 4.398 | 6.956 | 754 | 884 | 1.638 |
| Universitas Syiah Kuala | 119 | 132 | 251 | 1.899 | 4.113 | 6.012 | 290 | 406 | 696 |
| Universitas Tadulako | 16 | 68 | 84 | 2.692 | 4.828 | 7.520 | 209 | 254 | 463 |
| Universitas Tanjungpura | 67 | 111 | 178 | 2.257 | 3.683 | 5.940 | 336 | 366 | 702 |
| Universitas Terbuka | 1.634 | 1.514 | 3.148 | 24.082 | 52.470 | 76.552 | 421 | 431 | 852 |
| Universitas Teuku Umar | - | - | - | 318 | 864 | 1.182 | 5 | 4 | 9 |
| Universitas Tidar | 22 | 48 | 70 | 645 | 1.379 | 2.024 | 3 | 1 | 4 |
| Universitas Timor | 3 | 8 | 11 | 393 | 1.019 | 1.412 | - | - | - |
| Universitas Trunodjoyo Madura | 7 | 6 | 13 | 1.323 | 2.209 | 3.532 | 30 | 31 | 61 |
| Universitas Udayana | 47 | 100 | 147 | 2.024 | 3.062 | 5.086 | 278 | 404 | 682 |
| Jumlah (3) | 2.347 | 2.714 | 5.061 | 45.113 | 90.635 | 135.748 | 2.865 | 3.532 | 6.397 |
| Pendidikan Tinggi Akademik | 10.477 | 16.312 | 26.789 | 138.752 | 260.472 | 399.224 | 21.532 | 28.335 | 49.867 |

Ket :

Jumlah lulusan (L+P) PTN Akademik / The number of graduates (M/F) of Academic Public Higher Education = 936.912

Jumlah data jenis kelamin yang tidak dilaporkan / The number of missing values of gender = 3

TABEL LANJUTAN 6.13 TABLE CONTINUED

JUMLAH LULUSAN MENURUT PROGRAM PROGRAM DAN JENIS KELAMIN TIAP PERGURUAN TINGGI (PT) NEGERI

NUMBER OF GRADUATES BASED ON LEVEL OF PROGRAM AND GENDER BY PUBLIC HIGHER EDUCATION (HE)

LINGKUP / SCOPE : KEMDIKTISAINTEK / MoHES

STATUS / STATUS : NEGERI AKADEMIK / ACADEMIC PUBLIC

TAHUN / YEAR : 2025

| Doktoral / Doctoral Program | | | Profesi / Professions | | | Spesialis / Specialist | | | Jumlah / Total | | |
|-----------------------------|--------------|----------------------|-----------------------|----------------|----------------------|------------------------|--------------|----------------------|----------------|----------------|----------------|
| L / M | P / F | Subjml. Sub-total | L / M | P / F | Subjml. Sub-total | L / M | P / F | Subjml. Sub-total | L / M | P / F | L + P M+F |
| (11) | (12) | (13) | (14) | (15) | (16) | (17) | (18) | (19) | (20) | (21) | (22) |
| - | - | - | - | - | - | - | - | - | 422 | 831 | 1.253 |
| - | - | - | 1.916 | 2.338 | 4.254 | - | - | - | 3.045 | 4.423 | 7.468 |
| - | - | - | 982 | 729 | 1.711 | - | - | - | 2.251 | 2.657 | 4.908 |
| 58 | 61 | 119 | 2.805 | 5.712 | 8.517 | 74 | 84 | 158 | 5.732 | 10.715 | 16.447 |
| - | - | - | 9 | 43 | 52 | - | - | - | 474 | 998 | 1.472 |
| 17 | 23 | 40 | 1.187 | 4.482 | 5.669 | - | - | - | 2.770 | 7.544 | 10.314 |
| 144 | 108 | 252 | 271 | 693 | 964 | 125 | 134 | 259 | 4.099 | 6.609 | 10.708 |
| 63 | 43 | 106 | 3.018 | 8.528 | 11.546 | 31 | 26 | 57 | 5.420 | 13.248 | 18.668 |
| 36 | 16 | 52 | 1.625 | 4.381 | 6.006 | - | - | - | 4.578 | 9.547 | 14.125 |
| 13 | 9 | 22 | 2.486 | 5.319 | 7.805 | - | - | - | 5.159 | 9.488 | 14.647 |
| 3 | - | 3 | 421 | 2.312 | 2.733 | - | - | - | 26.561 | 56.727 | 83.288 |
| - | - | - | - | - | - | - | - | - | 323 | 868 | 1.191 |
| - | - | - | 521 | 2.204 | 2.725 | - | - | - | 1.191 | 3.632 | 4.823 |
| - | - | - | - | - | - | - | - | - | 396 | 1.027 | 1.423 |
| - | - | - | 485 | 1.654 | 2.139 | - | - | - | 1.845 | 3.900 | 5.745 |
| 90 | 106 | 196 | 422 | 663 | 1.085 | 164 | 128 | 292 | 3.025 | 4.463 | 7.488 |
| 424 | 366 | 790 | 16.148 | 39.058 | 55.206 | 394 | 372 | 766 | 67.291 | 136.677 | 203.968 |
| 3.908 | 3.497 | 7.405 | 134.541 | 314.558 | 449.099 | 2.208 | 2.320 | 4.528 | 311.418 | 625.494 | 936.912 |

TABEL 6.14 TABLE

JUMLAH LULUSAN MENURUT PROGRAM PROGRAM DAN JENIS KELAMIN TIAP PERGURUAN TINGGI (PT) NEGERI

NUMBER OF GRADUATES BASED ON LEVEL OF PROGRAM AND GENDER BY PUBLIC HIGHER EDUCATION (HE)

LINGKUP / SCOPE : KEMDIKTISAINTEK / MoHES
STATUS / STATUS : NEGERI VOKASI / VOCATIONAL PUBLIC
TAHUN / YEAR : 2025

| Perguruan Tinggi College | Diploma / Diploma Program | | | Sarjana / Bachelor Program | | | Magister / Master Program | | |
|---|---------------------------|---------------|----------------------|----------------------------|----------|----------------------|---------------------------|-----------|----------------------|
| | L / M | P / F | Subjml. Sub-total | L / M | P / F | Subjml. Sub-total | L / M | P / F | Subjml. Sub-total |
| (1) | (2) | (3) | (4) | (5) | (6) | (7) | (8) | (9) | (10) |
| Akademi Komunitas Negeri Aceh Barat | 21 | 4 | 25 | - | - | - | - | - | - |
| Akademi Komunitas Negeri Pacitan | 48 | 21 | 69 | - | - | - | - | - | - |
| Akademi Komunitas Negeri Putra Sang Fajar Blitar | 48 | 71 | 119 | - | - | - | - | - | - |
| Akademi Komunitas Negeri Rejang Lebong | 24 | 15 | 39 | - | - | - | - | - | - |
| Akademi Komunitas Negeri Seni dan Budaya Yogyakarta | - | - | - | - | - | - | - | - | - |
| Politeknik Elektronika Negeri Surabaya | 761 | 281 | 1.042 | - | - | - | 25 | 9 | 34 |
| Politeknik Manufaktur Bandung | 308 | 56 | 364 | - | - | - | - | - | - |
| Politeknik Manufaktur Negeri Bangka Belitung | 443 | 135 | 578 | - | - | - | - | - | - |
| Politeknik Maritim Negeri Indonesia | 79 | 25 | 104 | - | - | - | - | - | - |
| Politeknik Negeri Ambon | 270 | 288 | 558 | - | - | - | - | - | - |
| Politeknik Negeri Bali | 30 | 35 | 65 | - | - | - | - | - | - |
| Politeknik Negeri Balikpapan | 205 | 223 | 428 | - | - | - | - | - | - |
| Politeknik Negeri Bandung | 862 | 941 | 1.803 | - | - | - | 13 | 19 | 32 |
| Politeknik Negeri Banjarmasin | 651 | 385 | 1.036 | - | - | - | - | - | - |
| Politeknik Negeri Banyuwangi | 422 | 464 | 886 | - | - | - | - | - | - |
| Politeknik Negeri Batam | 841 | 912 | 1.753 | - | - | - | - | - | - |
| Politeknik Negeri Bengkalis | 479 | 382 | 861 | - | - | - | - | - | - |
| Politeknik Negeri Cilacap | 212 | 129 | 341 | - | - | - | - | - | - |
| Politeknik Negeri Fakfak | 164 | 202 | 366 | - | - | - | - | - | - |
| Politeknik Negeri Indramayu | 292 | 182 | 474 | - | - | - | - | - | - |
| Politeknik Negeri Jakarta | 1.363 | 1.193 | 2.556 | - | - | - | 16 | 8 | 24 |
| Politeknik Negeri Jember | 1.161 | 1.079 | 2.240 | - | - | - | 2 | 3 | 5 |
| Politeknik Negeri Ketapang | 165 | 216 | 381 | - | - | - | - | - | - |
| Politeknik Negeri Kupang | 666 | 561 | 1.227 | - | - | - | 6 | 5 | 11 |
| Politeknik Negeri Lampung | 407 | 495 | 902 | - | - | - | 4 | 11 | 15 |
| Politeknik Negeri Lhokseumawe | 523 | 375 | 898 | - | - | - | - | 6 | 6 |
| Politeknik Negeri Madiun | 331 | 385 | 716 | - | - | - | - | - | - |
| Politeknik Negeri Madura | 122 | 155 | 277 | - | - | - | - | - | - |
| Politeknik Negeri Malang | 1.998 | 1.513 | 3.511 | - | - | - | 23 | 17 | 40 |
| Politeknik Negeri Manado | 517 | 577 | 1.094 | - | - | - | - | - | - |
| Politeknik Negeri Medan | 1.005 | 950 | 1.955 | - | - | - | 6 | 1 | 7 |
| Jumlah (1) | 14.418 | 12.250 | 26.668 | - | - | - | 95 | 79 | 174 |

Ket :

Jumlah lulusan (L+P) PTN Vokasi / The number of graduates (M/F) of Vocational Public Higher Education = 44.563

Jumlah data jenis kelamin yang tidak dilaporkan / The number of missing values of gender = 0

TABEL LANJUTAN 6.14 TABLE CONTINUED

JUMLAH LULUSAN MENURUT PROGRAM PROGRAM DAN JENIS KELAMIN TIAP PERGURUAN TINGGI (PT) NEGERI

NUMBER OF GRADUATES BASED ON LEVEL OF PROGRAM AND GENDER BY PUBLIC HIGHER EDUCATION (HE)

LINGKUP / SCOPE : KEMDIKTISAINTEK / MoHES

STATUS / STATUS : NEGERI VOKASI / VOCATIONAL PUBLIC

TAHUN / YEAR : 2025

| Doktoral / Doctoral Program | | | Profesi / Professions | | | Spesialis / Specialist | | | Jumlah / Total | | |
|-----------------------------|-------|----------------------|-----------------------|-------|----------------------|------------------------|-------|----------------------|----------------|--------|--------------|
| L / M | P / F | Subjml. Sub-total | L / M | P / F | Subjml. Sub-total | L / M | P / F | Subjml. Sub-total | L / M | P / F | L + P M+F |
| (11) | (12) | (13) | (14) | (15) | (16) | (17) | (18) | (19) | (20) | (21) | (22) |
| - | - | - | - | - | - | - | - | - | 21 | 4 | 25 |
| - | - | - | - | - | - | - | - | - | 48 | 21 | 69 |
| - | - | - | - | - | - | - | - | - | 48 | 71 | 119 |
| - | - | - | - | - | - | - | - | - | 24 | 15 | 39 |
| - | - | - | - | - | - | - | - | - | - | - | - |
| - | - | - | - | - | - | - | - | - | 786 | 290 | 1.076 |
| - | - | - | - | - | - | - | - | - | 308 | 56 | 364 |
| - | - | - | - | - | - | - | - | - | 443 | 135 | 578 |
| - | - | - | - | - | - | - | - | - | 79 | 25 | 104 |
| - | - | - | - | - | - | - | - | - | 270 | 288 | 558 |
| - | - | - | - | - | - | - | - | - | 30 | 35 | 65 |
| - | - | - | - | - | - | - | - | - | 205 | 223 | 428 |
| - | - | - | - | - | - | - | - | - | 875 | 960 | 1.835 |
| - | - | - | - | - | - | - | - | - | 651 | 385 | 1.036 |
| - | - | - | - | - | - | - | - | - | 422 | 464 | 886 |
| - | - | - | 93 | 13 | 106 | - | - | - | 934 | 925 | 1.859 |
| - | - | - | - | - | - | - | - | - | 479 | 382 | 861 |
| - | - | - | - | - | - | - | - | - | 212 | 129 | 341 |
| - | - | - | - | - | - | - | - | - | 164 | 202 | 366 |
| - | - | - | - | - | - | - | - | - | 292 | 182 | 474 |
| - | - | - | - | - | - | - | - | - | 1.379 | 1.201 | 2.580 |
| - | - | - | - | - | - | - | - | - | 1.163 | 1.082 | 2.245 |
| - | - | - | - | - | - | - | - | - | 165 | 216 | 381 |
| - | - | - | - | - | - | - | - | - | 672 | 566 | 1.238 |
| - | - | - | - | - | - | - | - | - | 411 | 506 | 917 |
| - | - | - | - | - | - | - | - | - | 523 | 381 | 904 |
| - | - | - | - | - | - | - | - | - | 331 | 385 | 716 |
| - | - | - | - | - | - | - | - | - | 122 | 155 | 277 |
| - | - | - | - | - | - | - | - | - | 2.021 | 1.530 | 3.551 |
| - | - | - | - | - | - | - | - | - | 517 | 577 | 1.094 |
| - | - | - | - | - | - | - | - | - | 1.011 | 951 | 1.962 |
| - | - | - | 93 | 13 | 106 | - | - | - | 14.606 | 12.342 | 26.948 |

TABEL LANJUTAN 6.14 TABLE CONTINUED

JUMLAH LULUSAN MENURUT PROGRAM PROGRAM DAN JENIS KELAMIN TIAP PERGURUAN TINGGI (PT) NEGERI

NUMBER OF GRADUATES BASED ON LEVEL OF PROGRAM AND GENDER BY PUBLIC HIGHER EDUCATION (HE)

LINGKUP / SCOPE : KEMDIKTISAINTEK / MoHEST
STATUS / STATUS : NEGERI VOKASI / VOCATIONAL PUBLIC
TAHUN / YEAR : 2025

| Perguruan Tinggi College | Diploma / Diploma Program | | | Sarjana / Bachelor Program | | | Magister / Master Program | | |
|--|---------------------------|---------------|----------------------|----------------------------|----------------|----------------------|---------------------------|---------------|----------------------|
| | L / M | P / F | Subjml. Sub-total | L / M | P / F | Subjml. Sub-total | L / M | P / F | Subjml. Sub-total |
| (1) | (2) | (3) | (4) | (5) | (6) | (7) | (8) | (9) | (10) |
| Politeknik Negeri Media Kreatif | 603 | 497 | 1.100 | - | - | - | - | - | - |
| Politeknik Negeri Nunukan | 60 | 61 | 121 | - | - | - | - | - | - |
| Politeknik Negeri Nusa Utara | 38 | 108 | 146 | - | - | - | - | - | - |
| Politeknik Negeri Padang | 936 | 745 | 1.681 | - | - | - | 3 | 4 | 7 |
| Politeknik Negeri Pontianak | 1.137 | 1.017 | 2.154 | - | - | - | - | - | - |
| Politeknik Negeri Samarinda | 1.004 | 611 | 1.615 | - | - | - | 21 | 13 | 34 |
| Politeknik Negeri Sambas | 253 | 289 | 542 | - | - | - | - | - | - |
| Politeknik Negeri Semarang | 897 | 956 | 1.853 | - | - | - | - | 3 | 3 |
| Politeknik Negeri Sriwijaya | 1.381 | 1.420 | 2.801 | - | - | - | 11 | 7 | 18 |
| Politeknik Negeri Subang | 83 | 124 | 207 | - | - | - | - | - | - |
| Politeknik Negeri Tanah Laut | 191 | 279 | 470 | - | - | - | - | - | - |
| Politeknik Negeri Ujung Pandang | 832 | 758 | 1.590 | - | - | - | 6 | 2 | 8 |
| Politeknik Perikanan Negeri Tual | 95 | 168 | 263 | - | - | - | - | - | - |
| Politeknik Perkapalan Negeri Surabaya | 602 | 214 | 816 | - | - | - | 10 | 1 | 11 |
| Politeknik Pertanian Negeri Kupang | 417 | 408 | 825 | - | - | - | - | - | - |
| Politeknik Pertanian Negeri Pangkajene Kepulauan | 156 | 329 | 485 | - | - | - | 3 | 3 | 6 |
| Politeknik Pertanian Negeri Payakumbuh | 261 | 295 | 556 | - | - | - | - | - | - |
| Politeknik Pertanian Negeri Samarinda | 195 | 108 | 303 | - | - | - | - | - | - |
| Jumlah (2) | 9.141 | 8.387 | 17.528 | - | - | - | 54 | 33 | 87 |
| Pendidikan Tinggi Vokasi | 23.559 | 20.637 | 44.196 | - | - | - | 149 | 112 | 261 |
| Kemdiktisaintek | 34.036 | 36.949 | 70.985 | 138.752 | 260.472 | 399.224 | 21.681 | 28.447 | 50.128 |

Ket :

Jumlah lulusan (L+P) PTN Vokasi / The number of graduates (M/F) of Vocational Public Higher Education = 44.563

Jumlah data jenis kelamin yang tidak dilaporkan / The number of missing values of gender = 0

TABEL LANJUTAN 6.14 TABLE CONTINUED

JUMLAH LULUSAN MENURUT PROGRAM PROGRAM DAN JENIS KELAMIN TIAP PERGURUAN TINGGI (PT) NEGERI

NUMBER OF GRADUATES BASED ON LEVEL OF PROGRAM AND GENDER BY PUBLIC HIGHER EDUCATION (HE)

LINGKUP / SCOPE : KEMDIKTISAINTEK / MoHES

STATUS / STATUS : NEGERI VOKASI / VOCATIONAL PUBLIC

TAHUN / YEAR : 2025

| Doktoral / Doctoral Program | | | Profesi / Professions | | | Spesialis / Specialist | | | Jumlah / Total | | |
|-----------------------------|-------|----------------------|-----------------------|---------|----------------------|------------------------|-------|----------------------|----------------|---------|--------------|
| L / M | P / F | Subjml. Sub-total | L / M | P / F | Subjml. Sub-total | L / M | P / F | Subjml. Sub-total | L / M | P / F | L + P M+F |
| (11) | (12) | (13) | (14) | (15) | (16) | (17) | (18) | (19) | (20) | (21) | (22) |
| - | - | - | - | - | - | - | - | - | 603 | 497 | 1.100 |
| - | - | - | - | - | - | - | - | - | 60 | 61 | 121 |
| - | - | - | - | - | - | - | - | - | 38 | 108 | 146 |
| - | - | - | - | - | - | - | - | - | 939 | 749 | 1.688 |
| - | - | - | - | - | - | - | - | - | 1.137 | 1.017 | 2.154 |
| - | - | - | - | - | - | - | - | - | 1.025 | 624 | 1.649 |
| - | - | - | - | - | - | - | - | - | 253 | 289 | 542 |
| - | - | - | - | - | - | - | - | - | 897 | 959 | 1.856 |
| - | - | - | - | - | - | - | - | - | 1.392 | 1.427 | 2.819 |
| - | - | - | - | - | - | - | - | - | 83 | 124 | 207 |
| - | - | - | - | - | - | - | - | - | 191 | 279 | 470 |
| - | - | - | - | - | - | - | - | - | 838 | 760 | 1.598 |
| - | - | - | - | - | - | - | - | - | 95 | 168 | 263 |
| - | - | - | - | - | - | - | - | - | 612 | 215 | 827 |
| - | - | - | - | - | - | - | - | - | 417 | 408 | 825 |
| - | - | - | - | - | - | - | - | - | 159 | 332 | 491 |
| - | - | - | - | - | - | - | - | - | 261 | 295 | 556 |
| - | - | - | - | - | - | - | - | - | 195 | 108 | 303 |
| - | - | - | - | - | - | - | - | - | 9.195 | 8.420 | 17.615 |
| - | - | - | 93 | 13 | 106 | - | - | - | 23.801 | 20.762 | 44.563 |
| 24.484 | 3.497 | 7.405 | 134.634 | 314.571 | 449.205 | 2.208 | 2.320 | 4.528 | 335.219 | 646.256 | 981.475 |

TABEL 6.15 TABLE
JUMLAH LULUSAN MENURUT PROGRAM PENDIDIKAN DAN JENIS KELAMIN TIAP LLDIKTI
 NUMBER OF GRADUATES BASED ON PROGRAM OF EDUCATION AND GENDER BY REGIONAL OFFICE
 LINGKUP / SCOPE : KEMDIKTISAINTEK / MoHEST
 STATUS / STATUS : SWASTA / PRIVATE
 TAHUN / YEAR : 2025

| LLDIkti Regional Office | Diploma / Diploma Program | | | Sarjana / Bachelor Program | | | Magister / Master Program | | |
|----------------------------|---------------------------|---------------|----------------------|----------------------------|----------------|----------------------|---------------------------|---------------|----------------------|
| | L / M | P / F | Subjml. Sub-total | L / M | P / F | Subjml. Sub-total | L / M | P / F | Subjml. Sub-total |
| (1) | (2) | (3) | (4) | (5) | (6) | (7) | (8) | (9) | (10) |
| LLDIKTI I | 1.828 | 3.942 | 5.770 | 15.063 | 26.007 | 41.070 | 1.819 | 1.852 | 3.671 |
| LLDIKTI II | 1.054 | 2.361 | 3.415 | 10.842 | 16.345 | 27.187 | 1.662 | 1.698 | 3.360 |
| LLDIKTI III | 4.364 | 5.963 | 10.327 | 45.709 | 55.121 | 100.830 | 8.551 | 7.618 | 16.169 |
| LLDIKTI IV | 6.199 | 11.100 | 17.299 | 51.755 | 64.899 | 116.654 | 5.533 | 4.402 | 9.935 |
| LLDIKTI V | 2.530 | 3.849 | 6.379 | 18.330 | 22.125 | 40.455 | 1.377 | 1.713 | 3.090 |
| LLDIKTI VI | 4.117 | 7.383 | 11.500 | 25.337 | 39.333 | 64.670 | 3.953 | 3.061 | 7.014 |
| LLDIKTI VII | 2.144 | 5.430 | 7.574 | 37.804 | 51.879 | 89.683 | 5.150 | 4.442 | 9.592 |
| LLDIKTI VIII | 1.752 | 1.796 | 3.548 | 12.084 | 15.231 | 27.315 | 802 | 575 | 1.377 |
| LLDIKTI IX | 1.274 | 4.855 | 6.129 | 16.590 | 26.409 | 42.999 | 2.247 | 2.319 | 4.566 |
| LLDIKTI X | 929 | 2.113 | 3.042 | 6.450 | 12.152 | 18.602 | 612 | 438 | 1.050 |
| LLDIKTI XI | 1.153 | 2.879 | 4.032 | 9.744 | 14.299 | 24.043 | 1.021 | 990 | 2.011 |
| LLDIKTI XII | 166 | 456 | 622 | 1.578 | 2.964 | 4.542 | 54 | 29 | 83 |
| LLDIKTI XIII | 281 | 1.046 | 1.327 | 3.474 | 5.586 | 9.060 | 269 | 317 | 586 |
| LLDIKTI XIV | 242 | 418 | 660 | 2.389 | 3.009 | 5.398 | 129 | 73 | 202 |
| LLDIKTI XV | 231 | 594 | 825 | 4.107 | 6.556 | 10.663 | 109 | 43 | 152 |
| LLDIKTI XVI | 354 | 1.452 | 1.806 | 3.786 | 6.184 | 9.970 | 242 | 277 | 519 |
| LLDIKTI XVII | 665 | 1.240 | 1.905 | 8.152 | 12.724 | 20.876 | 1.119 | 1.015 | 2.134 |
| Jumlah | 29.283 | 56.877 | 86.160 | 273.194 | 380.823 | 654.017 | 34.649 | 30.862 | 65.511 |

Ket :

Jumlah lulusan (L+P) PTS / The number of graduates (M/F) of Private Higher Education = 1.189.924

Jumlah data jenis kelamin yang tidak dilaporkan / The number of missing values of gender = 0

TABEL LANJUTAN 6.15 TABLE CONTINUED

JUMLAH LULUSAN MENURUT PROGRAM PENDIDIKAN DAN JENIS KELAMIN TIAP LLDIKTI
NUMBER OF GRADUATES BASED ON PROGRAM OF EDUCATION AND GENDER BY REGIONAL OFFICE
 LINGKUP / SCOPE : KEMDIKTISAINTEK / MoHES
 STATUS / STATUS : SWASTA / PRIVATE
 TAHUN / YEAR : 2025

| Doktoral / Doctoral Program | | | Profesi / Professions | | | Spesialis / Specialist | | | Jumlah / Total | | |
|-----------------------------|------------|----------------------|-----------------------|----------------|----------------------|------------------------|-----------|----------------------|----------------|----------------|------------------|
| L / M | P / F | Subjml. Sub-total | L / M | P / F | Subjml. Sub-total | L / M | P / F | Subjml. Sub-total | L / M | P / F | L + P M+F |
| (11) | (12) | (13) | (14) | (15) | (16) | (17) | (18) | (19) | (20) | (21) | (22) |
| 79 | 39 | 118 | 5.931 | 28.085 | 34.016 | - | - | - | 24.720 | 59.925 | 84.645 |
| - | - | - | 2.015 | 8.813 | 10.828 | - | - | - | 15.573 | 29.217 | 44.790 |
| 589 | 340 | 929 | 6.284 | 21.977 | 28.261 | 21 | 40 | 61 | 65.518 | 91.059 | 156.577 |
| 284 | 165 | 449 | 11.819 | 41.980 | 53.799 | - | - | - | 75.590 | 122.546 | 198.136 |
| 71 | 33 | 104 | 6.732 | 24.468 | 31.200 | - | - | - | 29.040 | 52.188 | 81.228 |
| 235 | 103 | 338 | 14.608 | 46.352 | 60.960 | - | - | - | 48.250 | 96.232 | 144.482 |
| 286 | 98 | 384 | 18.752 | 56.315 | 75.067 | - | - | - | 64.136 | 118.164 | 182.300 |
| 17 | 11 | 28 | 9.960 | 19.329 | 29.289 | - | - | - | 24.615 | 36.942 | 61.557 |
| 108 | 45 | 153 | 4.353 | 20.664 | 25.017 | - | - | - | 24.572 | 54.292 | 78.864 |
| 17 | 10 | 27 | 981 | 5.765 | 6.746 | - | - | - | 8.989 | 20.478 | 29.467 |
| - | - | - | 1.181 | 2.090 | 3.271 | - | - | - | 13.099 | 20.258 | 33.357 |
| 5 | 1 | 6 | 52 | 245 | 297 | - | - | - | 1.855 | 3.695 | 5.550 |
| - | - | - | 2.331 | 7.099 | 9.430 | - | - | - | 6.355 | 14.048 | 20.403 |
| - | - | - | 254 | 451 | 705 | - | - | - | 3.014 | 3.951 | 6.965 |
| - | - | - | 1.471 | 4.119 | 5.590 | - | - | - | 5.918 | 11.312 | 17.230 |
| 3 | - | 3 | 145 | 834 | 979 | - | - | - | 4.530 | 8.747 | 13.277 |
| 15 | 5 | 20 | 963 | 5.198 | 6.161 | - | - | - | 10.914 | 20.182 | 31.096 |
| 1.709 | 850 | 2.559 | 87.832 | 293.784 | 381.616 | 21 | 40 | 61 | 426.688 | 763.236 | 1.189.924 |

TABEL 6.16 TABLE

JUMLAH LULUSAN MENURUT PROGRAM PENDIDIKAN DAN JENIS KELAMIN TIAP LLDIKTI
NUMBER OF GRADUATES BASED ON PROGRAM OF EDUCATION AND GENDER BY REGIONAL OFFICE

LINGKUP / SCOPE : KEMDIKTISAINTEK / MoHES
 STATUS / STATUS : SWASTA AKADEMIK / ACADEMIC PRIVATE
 TAHUN / YEAR : 2025

| LLDIkti Regional Office | Diploma / Diploma Program | | | Sarjana / Bachelor Program | | | Magister / Master Program | | |
|----------------------------|---------------------------|---------------|----------------------|----------------------------|----------------|----------------------|---------------------------|---------------|----------------------|
| | L / M | P / F | Subjml. Sub-total | L / M | P / F | Subjml. Sub-total | L / M | P / F | Subjml. Sub-total |
| (1) | (2) | (3) | (4) | (5) | (6) | (7) | (8) | (9) | (10) |
| LLDIKTI I | 926 | 2.672 | 3.598 | 15.063 | 26.007 | 41.070 | 1.819 | 1.852 | 3.671 |
| LLDIKTI II | 610 | 1.866 | 2.476 | 10.842 | 16.345 | 27.187 | 1.662 | 1.698 | 3.360 |
| LLDIKTI III | 2.550 | 4.056 | 6.606 | 45.709 | 55.121 | 100.830 | 8.533 | 7.605 | 16.138 |
| LLDIKTI IV | 3.052 | 6.569 | 9.621 | 51.755 | 64.899 | 116.654 | 5.533 | 4.402 | 9.935 |
| LLDIKTI V | 1.430 | 2.194 | 3.624 | 18.330 | 22.125 | 40.455 | 1.377 | 1.713 | 3.090 |
| LLDIKTI VI | 2.690 | 5.375 | 8.065 | 25.337 | 39.333 | 64.670 | 3.953 | 3.061 | 7.014 |
| LLDIKTI VII | 1.396 | 3.774 | 5.170 | 37.804 | 51.879 | 89.683 | 5.150 | 4.442 | 9.592 |
| LLDIKTI VIII | 743 | 1.275 | 2.018 | 12.084 | 15.231 | 27.315 | 802 | 575 | 1.377 |
| LLDIKTI IX | 483 | 3.025 | 3.508 | 16.590 | 26.409 | 42.999 | 2.247 | 2.319 | 4.566 |
| LLDIKTI X | 497 | 1.492 | 1.989 | 6.450 | 12.152 | 18.602 | 612 | 438 | 1.050 |
| LLDIKTI XI | 457 | 1.494 | 1.951 | 9.744 | 14.299 | 24.043 | 1.021 | 990 | 2.011 |
| LLDIKTI XII | 77 | 379 | 456 | 1.578 | 2.964 | 4.542 | 54 | 29 | 83 |
| LLDIKTI XIII | 147 | 516 | 663 | 3.474 | 5.586 | 9.060 | 269 | 317 | 586 |
| LLDIKTI XIV | 47 | 177 | 224 | 2.389 | 3.009 | 5.398 | 129 | 73 | 202 |
| LLDIKTI XV | 40 | 370 | 410 | 4.107 | 6.556 | 10.663 | 109 | 43 | 152 |
| LLDIKTI XVI | 113 | 954 | 1.067 | 3.786 | 6.184 | 9.970 | 242 | 277 | 519 |
| LLDIKTI XVII | 235 | 924 | 1.159 | 8.152 | 12.724 | 20.876 | 1.107 | 1.008 | 2.115 |
| Jumlah | 15.493 | 37.112 | 52.605 | 273.194 | 380.823 | 654.017 | 34.619 | 30.842 | 65.461 |

Ket :

Jumlah lulusan (L+P) PTS Akademik / The number of graduates (M/F) of Academic Private Higher Education = 1.155.247

Jumlah data jenis kelamin yang tidak dilaporkan / The number of missing values of gender = 0

TABEL LANJUTAN 6.16 TABLE CONTINUED

JUMLAH LULUSAN MENURUT PROGRAM PENDIDIKAN DAN JENIS KELAMIN TIAP LLDIKTI
NUMBER OF GRADUATES BASED ON PROGRAM OF EDUCATION AND GENDER BY REGIONAL OFFICE
 LINGKUP / SCOPE : KEMDIKTISAINTEK / MoHES
 STATUS / STATUS : SWASTA AKADEMIK / ACADEMIC PRIVATE
 TAHUN / YEAR : 2025

| Doktoral / Doctoral Program | | | Profesi / Professions | | | Spesialis / Specialist | | | Jumlah / Total | | |
|-----------------------------|------------|----------------------|-----------------------|----------------|----------------------|------------------------|-----------|----------------------|----------------|----------------|------------------|
| L / M | P / F | Subjml. Sub-total | L / M | P / F | Subjml. Sub-total | L / M | P / F | Subjml. Sub-total | L / M | P / F | L + P M+F |
| (11) | (12) | (13) | (14) | (15) | (16) | (17) | (18) | (19) | (20) | (21) | (22) |
| 79 | 39 | 118 | 5.931 | 28.085 | 34.016 | - | - | - | 23.818 | 58.655 | 82.473 |
| - | - | - | 2.015 | 8.813 | 10.828 | - | - | - | 15.129 | 28.722 | 43.851 |
| 589 | 340 | 929 | 6.284 | 21.921 | 28.205 | 21 | 40 | 61 | 63.686 | 89.083 | 152.769 |
| 284 | 165 | 449 | 11.817 | 41.080 | 52.897 | - | - | - | 72.441 | 117.115 | 189.556 |
| 71 | 33 | 104 | 6.732 | 24.468 | 31.200 | - | - | - | 27.940 | 50.533 | 78.473 |
| 235 | 103 | 338 | 14.608 | 46.352 | 60.960 | - | - | - | 46.823 | 94.224 | 141.047 |
| 286 | 98 | 384 | 18.752 | 56.315 | 75.067 | - | - | - | 63.388 | 116.508 | 179.896 |
| 17 | 11 | 28 | 9.960 | 19.223 | 29.183 | - | - | - | 23.606 | 36.315 | 59.921 |
| 108 | 45 | 153 | 4.353 | 20.664 | 25.017 | - | - | - | 23.781 | 52.462 | 76.243 |
| 17 | 10 | 27 | 981 | 5.765 | 6.746 | - | - | - | 8.557 | 19.857 | 28.414 |
| - | - | - | 1.181 | 2.082 | 3.263 | - | - | - | 12.403 | 18.865 | 31.268 |
| 5 | 1 | 6 | 52 | 245 | 297 | - | - | - | 1.766 | 3.618 | 5.384 |
| - | - | - | 2.331 | 7.099 | 9.430 | - | - | - | 6.221 | 13.518 | 19.739 |
| - | - | - | 254 | 451 | 705 | - | - | - | 2.819 | 3.710 | 6.529 |
| - | - | - | 1.471 | 4.119 | 5.590 | - | - | - | 5.727 | 11.088 | 16.815 |
| 3 | - | 3 | 145 | 834 | 979 | - | - | - | 4.289 | 8.249 | 12.538 |
| 15 | 5 | 20 | 963 | 5.198 | 6.161 | - | - | - | 10.472 | 19.859 | 30.331 |
| 1.709 | 850 | 2.559 | 87.830 | 292.714 | 380.544 | 21 | 40 | 61 | 412.866 | 742.381 | 1.155.247 |

TABEL 6.17 TABLE

JUMLAH LULUSAN MENURUT PROGRAM PENDIDIKAN DAN JENIS KELAMIN TIAP LLDIKTI
NUMBER OF GRADUATES BASED ON PROGRAM OF EDUCATION AND GENDER BY REGIONAL OFFICE

LINGKUP / SCOPE : KEMDIKTISAINTEK / MoHES
 STATUS / STATUS : SWASTA VOKASI / VOCATIONAL PRIVATE
 TAHUN / YEAR : 2025

| LLDIkti Regional Office | Diploma / Diploma Program | | | Sarjana / Bachelor Program | | | Magister / Master Program | | |
|----------------------------|---------------------------|---------------|----------------------|----------------------------|----------|----------------------|---------------------------|-----------|----------------------|
| | L / M | P / F | Subjml. Sub-total | L / M | P / F | Subjml. Sub-total | L / M | P / F | Subjml. Sub-total |
| (1) | (2) | (3) | (4) | (5) | (6) | (7) | (8) | (9) | (10) |
| LLDIKTI I | 902 | 1.270 | 2.172 | - | - | - | - | - | - |
| LLDIKTI II | 444 | 495 | 939 | - | - | - | - | - | - |
| LLDIKTI III | 1.814 | 1.907 | 3.721 | - | - | - | 18 | 13 | 31 |
| LLDIKTI IV | 3.147 | 4.531 | 7.678 | - | - | - | - | - | - |
| LLDIKTI V | 1.100 | 1.655 | 2.755 | - | - | - | - | - | - |
| LLDIKTI VI | 1.427 | 2.008 | 3.435 | - | - | - | - | - | - |
| LLDIKTI VII | 748 | 1.656 | 2.404 | - | - | - | - | - | - |
| LLDIKTI VIII | 1.009 | 521 | 1.530 | - | - | - | - | - | - |
| LLDIKTI IX | 791 | 1.830 | 2.621 | - | - | - | - | - | - |
| LLDIKTI X | 432 | 621 | 1.053 | - | - | - | - | - | - |
| LLDIKTI XI | 696 | 1.385 | 2.081 | - | - | - | - | - | - |
| LLDIKTI XII | 89 | 77 | 166 | - | - | - | - | - | - |
| LLDIKTI XIII | 134 | 530 | 664 | - | - | - | - | - | - |
| LLDIKTI XIV | 195 | 241 | 436 | - | - | - | - | - | - |
| LLDIKTI XV | 191 | 224 | 415 | - | - | - | - | - | - |
| LLDIKTI XVI | 241 | 498 | 739 | - | - | - | - | - | - |
| LLDIKTI XVII | 430 | 316 | 746 | - | - | - | 12 | 7 | 19 |
| Jumlah | 13.790 | 19.765 | 33.555 | - | - | - | 30 | 20 | 50 |

Ket :

Jumlah lulusan (L+P) PTS Vokasi / The number of graduates (M/F) of Vocational Private Higher Education = 34.677

Jumlah data jenis kelamin yang tidak dilaporkan / The number of missing values of gender = 0

TABEL LANJUTAN 6.17 TABLE CONTINUED

JUMLAH LULUSAN MENURUT PROGRAM PENDIDIKAN DAN JENIS KELAMIN TIAP LLDIKTI
NUMBER OF GRADUATES BASED ON PROGRAM OF EDUCATION AND GENDER BY REGIONAL OFFICE
 LINGKUP / SCOPE : KEMDIKTISAINTEK / MoHES
 STATUS / STATUS : SWASTA VOKASI / VOCATIONAL PRIVATE
 TAHUN / YEAR : 2025

| Doktoral / Doctoral Program | | | Profesi / Professions | | | Spesialis / Specialist | | | Jumlah / Total | | |
|-----------------------------|-------|----------------------|-----------------------|-------|----------------------|------------------------|-------|----------------------|----------------|--------|--------------|
| L / M | P / F | Subjml. Sub-total | L / M | P / F | Subjml. Sub-total | L / M | P / F | Subjml. Sub-total | L / M | P / F | L + P M+F |
| (11) | (12) | (13) | (14) | (15) | (16) | (17) | (18) | (19) | (20) | (21) | (22) |
| - | - | - | - | - | - | - | - | - | 902 | 1.270 | 2.172 |
| - | - | - | - | - | - | - | - | - | 444 | 495 | 939 |
| - | - | - | - | 56 | 56 | - | - | - | 1.832 | 1.976 | 3.808 |
| - | - | - | 2 | 900 | 902 | - | - | - | 3.149 | 5.431 | 8.580 |
| - | - | - | - | - | - | - | - | - | 1.100 | 1.655 | 2.755 |
| - | - | - | - | - | - | - | - | - | 1.427 | 2.008 | 3.435 |
| - | - | - | - | - | - | - | - | - | 748 | 1.656 | 2.404 |
| - | - | - | - | 106 | 106 | - | - | - | 1.009 | 627 | 1.636 |
| - | - | - | - | - | - | - | - | - | 791 | 1.830 | 2.621 |
| - | - | - | - | - | - | - | - | - | 432 | 621 | 1.053 |
| - | - | - | - | 8 | 8 | - | - | - | 696 | 1.393 | 2.089 |
| - | - | - | - | - | - | - | - | - | 89 | 77 | 166 |
| - | - | - | - | - | - | - | - | - | 134 | 530 | 664 |
| - | - | - | - | - | - | - | - | - | 195 | 241 | 436 |
| - | - | - | - | - | - | - | - | - | 191 | 224 | 415 |
| - | - | - | - | - | - | - | - | - | 241 | 498 | 739 |
| - | - | - | - | - | - | - | - | - | 442 | 323 | 765 |
| - | - | - | 2 | 1.070 | 1.072 | - | - | - | 13.822 | 20.855 | 34.677 |

TABEL 6.18 TABLE
PERKEMBANGAN JUMLAH LULUSAN PERGURUAN TINGGI (PT) TIAP PROVINSI
TREND OF HIGHER EDUCATION (HE) GRADUATES BY PROVINCE
 LINGKUP / SCOPE : KEMDIKTISAINTEK / MoHES
 STATUS / STATUS : NEGERI+SWASTA / PUBLIC+PRIVATE
 TAHUN / YEAR : 2025

| Provinsi <i>Province</i> | 2019/2020 | | | 2020/2021 | | | 2021/2022 | | |
|-----------------------------|-------------------------|--------------------------|------------------------|-------------------------|--------------------------|------------------------|-------------------------|--------------------------|------------------------|
| | Negeri <i>Public</i> | Swasta <i>Private</i> | Jumlah <i>Total</i> | Negeri <i>Public</i> | Swasta <i>Private</i> | Jumlah <i>Total</i> | Negeri <i>Public</i> | Swasta <i>Private</i> | Jumlah <i>Total</i> |
| (1) | (2) | (3) | (4) | (5) | (6) | (7) | (8) | (9) | (10) |
| D.K.I. Jakarta | 30.843 | 135.164 | 166.007 | 31.238 | 142.677 | 173.915 | 34.462 | 160.816 | 195.278 |
| Jawa Barat | 52.314 | 115.805 | 168.119 | 54.132 | 121.014 | 175.146 | 59.025 | 132.631 | 191.656 |
| Banten | 60.117 | 45.887 | 106.004 | 81.474 | 46.041 | 127.515 | 86.920 | 45.670 | 132.590 |
| Jawa Tengah | 35.579 | 85.811 | 121.390 | 33.707 | 91.469 | 125.176 | 41.025 | 105.984 | 147.009 |
| D.I. Yogyakarta | 30.986 | 49.674 | 80.660 | 23.898 | 55.916 | 79.814 | 28.601 | 62.098 | 90.699 |
| Jawa Timur | 71.474 | 127.617 | 199.091 | 75.863 | 124.360 | 200.223 | 88.516 | 144.285 | 232.801 |
| Aceh | 9.755 | 9.392 | 19.147 | 11.758 | 10.135 | 21.893 | 15.915 | 9.065 | 24.980 |
| Sumatera Utara | 15.789 | 51.882 | 67.671 | 14.153 | 56.747 | 70.900 | 18.307 | 60.195 | 78.502 |
| Sumatera Barat | 18.821 | 18.344 | 37.165 | 18.298 | 18.890 | 37.188 | 20.182 | 20.214 | 40.396 |
| Riau | 8.391 | 18.307 | 26.698 | 7.843 | 18.696 | 26.539 | 5.961 | 20.642 | 26.603 |
| Kepulauan Riau | 1.590 | 5.538 | 7.128 | 2.012 | 5.543 | 7.555 | 2.559 | 5.122 | 7.681 |
| Jambi | 5.567 | 6.236 | 11.803 | 4.503 | 6.082 | 10.585 | 6.437 | 6.502 | 12.939 |
| Sumatera Selatan | 8.034 | 20.246 | 28.280 | 11.826 | 22.510 | 34.336 | 11.610 | 22.064 | 33.674 |
| Bangka Belitung | 1.056 | 995 | 2.051 | 1.028 | 1.204 | 2.232 | 1.236 | 1.673 | 2.909 |
| Bengkulu | 4.610 | 5.693 | 10.303 | 4.809 | 5.695 | 10.504 | 5.288 | 5.431 | 10.719 |
| Lampung | 6.944 | 13.387 | 20.331 | 8.468 | 13.799 | 22.267 | 10.313 | 14.708 | 25.021 |
| Kalimantan Barat | 9.961 | 8.689 | 18.650 | 10.262 | 8.726 | 18.988 | 12.470 | 8.634 | 21.104 |
| Kalimantan Tengah | 2.697 | 3.823 | 6.520 | 3.786 | 4.065 | 7.851 | 5.146 | 3.866 | 9.012 |
| Kalimantan Selatan | 8.824 | 11.810 | 20.634 | 7.302 | 14.806 | 22.108 | 9.914 | 14.834 | 24.748 |
| Kalimantan Timur | 7.791 | 10.384 | 18.175 | 6.437 | 10.644 | 17.081 | 9.490 | 10.892 | 20.382 |
| Kalimantan Utara | 976 | 1.067 | 2.043 | 983 | 882 | 1.865 | 1.282 | 863 | 2.145 |
| Sulawesi Utara | 10.200 | 4.730 | 14.930 | 10.037 | 4.728 | 14.765 | 11.041 | 4.763 | 15.804 |
| Gorontalo | 2.824 | 2.483 | 5.307 | 3.348 | 3.124 | 6.472 | 3.852 | 2.713 | 6.565 |
| Sulawesi Tengah | 5.869 | 4.877 | 10.746 | 5.391 | 5.526 | 10.917 | 7.112 | 4.294 | 11.406 |
| Sulawesi Selatan | 16.478 | 47.761 | 64.239 | 17.595 | 49.106 | 66.701 | 25.278 | 53.433 | 78.711 |
| Sulawesi Barat | 175 | 1.779 | 1.954 | 677 | 1.960 | 2.637 | 972 | 2.149 | 3.121 |
| Sulawesi Tenggara | 4.559 | 5.754 | 10.313 | 8.518 | 5.553 | 14.071 | 7.782 | 6.810 | 14.592 |
| Maluku | 2.408 | 2.952 | 5.360 | 2.655 | 2.907 | 5.562 | 4.575 | 3.110 | 7.685 |
| Maluku Utara | 2.407 | 2.092 | 4.499 | 2.313 | 2.607 | 4.920 | 2.747 | 2.365 | 5.112 |
| Bali | 12.118 | 17.499 | 29.617 | 12.995 | 19.856 | 32.851 | 15.053 | 22.294 | 37.347 |
| Nusa Tenggara Barat | 5.029 | 11.644 | 16.673 | 4.138 | 12.018 | 16.156 | 6.599 | 13.793 | 20.392 |
| Nusa Tenggara Timur | 5.862 | 12.523 | 18.385 | 4.171 | 13.195 | 17.366 | 9.420 | 12.470 | 21.890 |
| Papua | 2.114 | 4.258 | 6.372 | 3.030 | 4.481 | 7.511 | 4.455 | 4.221 | 8.676 |
| Papua Barat | 2.783 | 1.816 | 4.599 | 2.591 | 2.522 | 5.113 | 1.308 | 2.468 | 3.776 |
| INDONESIA | 464.945 | 865.919 | 1.330.864 | 491.239 | 907.484 | 1.398.723 | 574.853 | 991.072 | 1.565.925 |

TABEL LANJUTAN 6.18 TABLE CONTINUED

PERKEMBANGAN JUMLAH LULUSAN PERGURUAN TINGGI (PT) TIAP PROVINSI

TREND OF HIGHER EDUCATION (HE) ENROLLED STUDENT BY PROVINCE

LINGKUP / SCOPE : KEMDIKTISAINTEK / MoHES

STATUS / STATUS : NEGERI+SWASTA / PUBLIC+PRIVATE

TAHUN / YEAR : 2025

| Provinsi <i>Province</i> | 2022/2023 | | | 2023/2024 | | | 2024/2025 | | |
|-----------------------------|-------------------------|--------------------------|------------------------|-------------------------|--------------------------|------------------------|-------------------------|--------------------------|------------------------|
| | Negeri <i>Public</i> | Swasta <i>Private</i> | Jumlah <i>Total</i> | Negeri <i>Public</i> | Swasta <i>Private</i> | Jumlah <i>Total</i> | Negeri <i>Public</i> | Swasta <i>Private</i> | Jumlah <i>Total</i> |
| (1) | (2) | (3) | (4) | (5) | (6) | (7) | (8) | (9) | (10) |
| D.K.I. Jakarta | 34.701 | 128.156 | 162.857 | 24.083 | 132.305 | 156.388 | 42.744 | 153.754 | 196.498 |
| Jawa Barat | 48.138 | 117.376 | 165.514 | 50.979 | 122.624 | 173.603 | 76.744 | 165.248 | 241.992 |
| Banten | 83.084 | 40.213 | 123.297 | 81.533 | 32.607 | 114.140 | 93.602 | 35.711 | 129.313 |
| Jawa Tengah | 46.880 | 100.437 | 147.317 | 55.285 | 98.282 | 153.567 | 91.537 | 144.482 | 236.019 |
| D.I. Yogyakarta | 41.737 | 57.613 | 99.350 | 34.401 | 62.073 | 96.474 | 55.136 | 81.228 | 136.364 |
| Jawa Timur | 68.438 | 114.826 | 183.264 | 96.155 | 118.145 | 214.300 | 145.793 | 182.300 | 328.093 |
| Aceh | 15.927 | 9.805 | 25.732 | 17.328 | 10.159 | 27.487 | 28.854 | 20.403 | 49.257 |
| Sumatera Utara | 18.104 | 60.452 | 78.556 | 21.623 | 64.591 | 86.214 | 37.667 | 84.645 | 122.312 |
| Sumatera Barat | 20.680 | 17.680 | 38.360 | 22.243 | 18.595 | 40.838 | 46.938 | 23.925 | 70.863 |
| Riau | 7.793 | 18.167 | 25.960 | 8.040 | 19.798 | 27.838 | 14.624 | 24.540 | 39.164 |
| Kepulauan Riau | 3.321 | 5.361 | 8.682 | 2.484 | 5.637 | 8.121 | 4.312 | 6.556 | 10.868 |
| Jambi | 6.241 | 5.618 | 11.859 | 8.098 | 5.183 | 13.281 | 11.412 | 5.542 | 16.954 |
| Sumatera Selatan | 11.138 | 17.511 | 28.649 | 13.386 | 17.214 | 30.600 | 19.266 | 25.474 | 44.740 |
| Bangka Belitung | 1.199 | 494 | 1.693 | 1.464 | 2.260 | 3.724 | 1.842 | 1.556 | 3.398 |
| Bengkulu | 5.477 | 3.494 | 8.971 | 6.865 | 4.290 | 11.155 | 13.175 | 4.885 | 18.060 |
| Lampung | 12.511 | 12.404 | 24.915 | 11.885 | 12.426 | 24.311 | 19.224 | 12.875 | 32.099 |
| Kalimantan Barat | 11.970 | 6.386 | 18.356 | 11.055 | 6.417 | 17.472 | 17.724 | 9.648 | 27.372 |
| Kalimantan Tengah | 4.246 | 2.471 | 6.717 | 4.284 | 3.391 | 7.675 | 8.585 | 3.467 | 12.052 |
| Kalimantan Selatan | 11.202 | 11.443 | 22.645 | 9.921 | 11.085 | 21.006 | 22.329 | 10.989 | 33.318 |
| Kalimantan Timur | 9.764 | 7.498 | 17.262 | 9.223 | 8.632 | 17.855 | 13.716 | 8.798 | 22.514 |
| Kalimantan Utara | 1.504 | 695 | 2.199 | 2.334 | 428 | 2.762 | 3.574 | 455 | 4.029 |
| Sulawesi Utara | 10.363 | 3.925 | 14.288 | 11.389 | 4.337 | 15.726 | 16.820 | 4.660 | 21.480 |
| Gorontalo | 5.595 | 2.561 | 8.156 | 6.566 | 2.211 | 8.777 | 17.257 | 3.950 | 21.207 |
| Sulawesi Tengah | 9.438 | 4.723 | 14.161 | 9.240 | 4.207 | 13.447 | 14.125 | 4.667 | 18.792 |
| Sulawesi Selatan | 23.889 | 48.380 | 72.269 | 25.971 | 46.427 | 72.398 | 48.567 | 65.059 | 113.626 |
| Sulawesi Barat | 1.729 | 2.217 | 3.946 | 1.378 | 2.259 | 3.637 | 1.472 | 3.556 | 5.028 |
| Sulawesi Tenggara | 12.328 | 7.539 | 19.867 | 10.738 | 6.121 | 16.859 | 18.514 | 10.249 | 28.763 |
| Maluku | 5.923 | 2.978 | 8.901 | 6.633 | 2.634 | 9.267 | 12.435 | 3.262 | 15.697 |
| Maluku Utara | 3.469 | 1.766 | 5.235 | 3.478 | 2.019 | 5.497 | 6.972 | 2.288 | 9.260 |
| Bali | 21.456 | 18.477 | 39.933 | 14.810 | 17.624 | 32.434 | 27.449 | 25.705 | 53.154 |
| Nusa Tenggara Barat | 8.341 | 12.803 | 21.144 | 8.376 | 14.398 | 22.774 | 19.924 | 35.852 | 55.776 |
| Nusa Tenggara Timur | 15.272 | 9.517 | 24.789 | 11.089 | 11.266 | 22.355 | 19.017 | 17.230 | 36.247 |
| Papua | 5.422 | 3.705 | 9.127 | 10.537 | 3.676 | 14.213 | 8.829 | 4.017 | 12.846 |
| Papua Barat | 763 | 1.697 | 2.460 | 654 | 2.239 | 2.893 | 1.299 | 2.948 | 4.247 |
| INDONESIA | 588.043 | 858.388 | 1.446.431 | 613.528 | 875.560 | 1.489.088 | 981.478 | 1.189.924 | 2.171.402 |



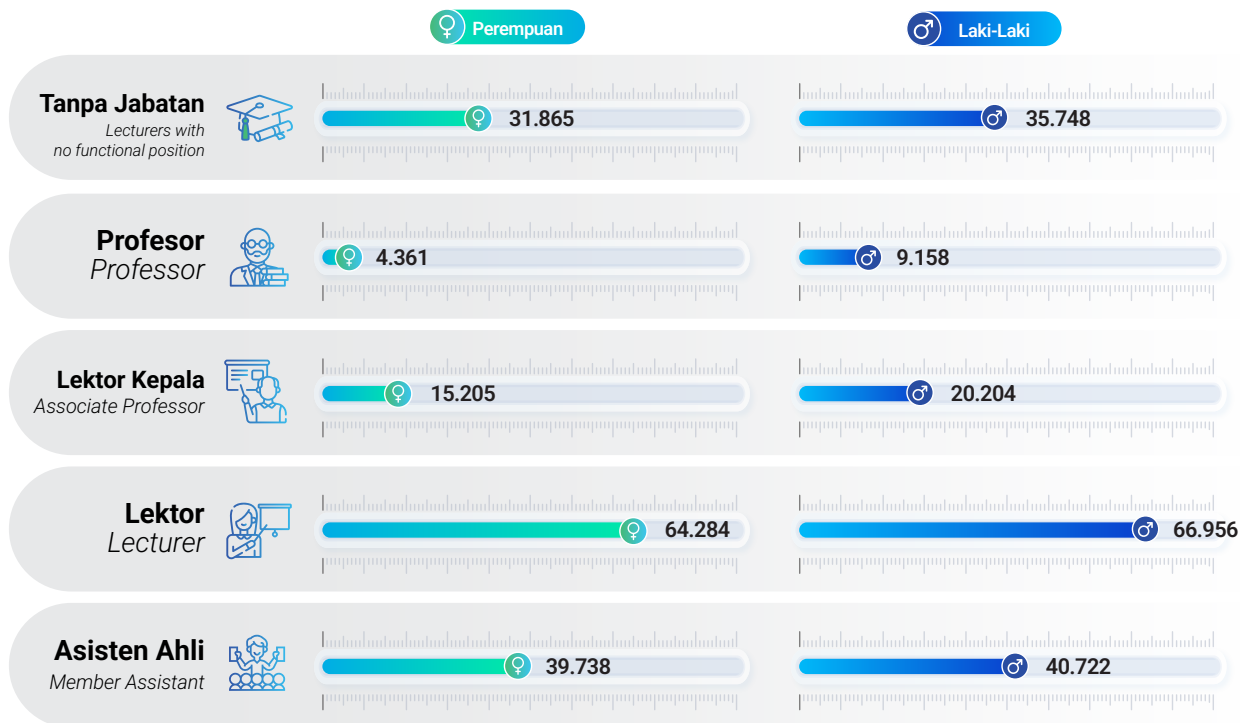
Dosen

Lecturers



Statistik dosen pendidikan tinggi tahun 2025 memberikan gambaran terkait tenaga pendidik sebagai bagian dari unsur utama dalam penyelenggaraan tridharma perguruan tinggi. Data mencakup jumlah dan sebaran dosen berdasarkan kelompok lembaga, ikatan kerja, program pendidikan tertinggi, jabatan fungsional, serta komposisi jenis kelamin.

The higher education lecturer statistics for 2025 provide an overview of lecturers as a core component in implementing the Tri Dharma of higher education. The data cover the number and distribution of lecturers by institutional category, employment status, highest academic certificate held, functional position, and gender composition.



GRAFIK 7.1 GRAPHIC

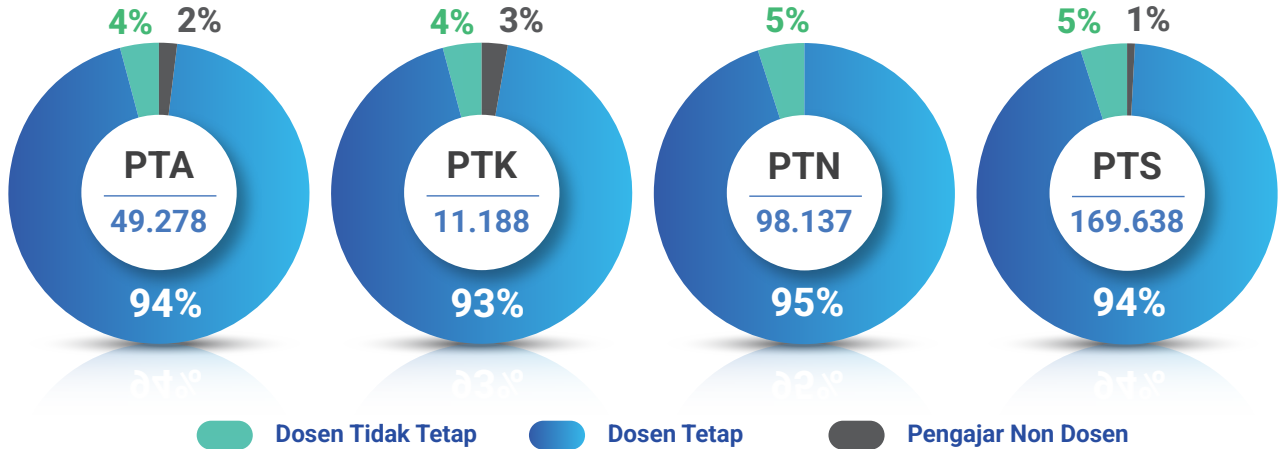
JUMLAH DOSEN BERDASARKAN JENIS KELAMIN DAN JABATAN FUNGSIONAL
NUMBER OF LECTURERS BY GENDER AND FUNCTIONAL POSITION

Jumlah dosen pada tahun 2025 tercatat mengalami peningkatan dibandingkan tahun sebelumnya, yakni dari sekitar 303 ribu menjadi lebih dari 328 ribu dosen. Dari total tersebut, sebaran dosen berdasarkan jabatan fungsional didominasi oleh jabatan Lektor dan Asisten Ahli, baik pada dosen laki-laki maupun perempuan.

In 2025, the lecturer population rose from approximately 303,000 to over 328,000 lecturers, compared with 2024. The distribution by functional position shows that the assistant professor (Lektor) and assistant lecturer (Asisten Ahli) positions have the highest number of lecturers, both male and female lecturers.

Secara proporsi, dosen laki-laki sebesar 52,64 persen, sementara dosen perempuan sebesar 47,36 persen. Pada jabatan Asisten Ahli dan Lektor, proporsi dosen laki-laki dan perempuan relatif seimbang.

Proportionally, male lecturers are at 52.64 percent, while female lecturers are at 47.36 percent. This condition indicates that at the assistant lecturer and assistant professor ranks, the proportions of male and female lecturers are relatively balanced.



GRAFIK 7.2 GRAPHIC

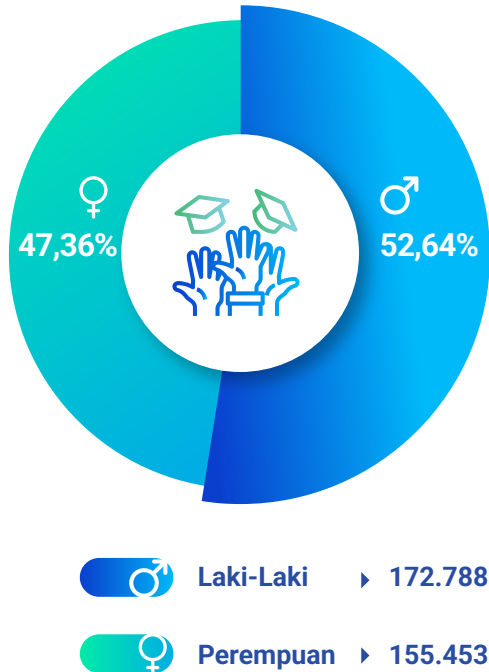
JUMLAH DOSEN BERDASARKAN IKATAN KERJA DAN KELOMPOK PEMBINA
NUMBER OF LECTURERS BY EMPLOYMENT STATUS AND INSTITUTIONAL CATEGORY

Sementara itu, jika ditinjau berdasarkan ikatan kerja, dosen dengan status tetap mendominasi dengan proporsi sekitar 94 persen pada setiap kelompok lembaga. Kondisi ini menunjukkan bahwa sebagian besar tenaga pendidik di perguruan tinggi memiliki ikatan kerja tetap, yang diharapkan dapat mendukung kualitas penyelenggaraan pendidikan tinggi.

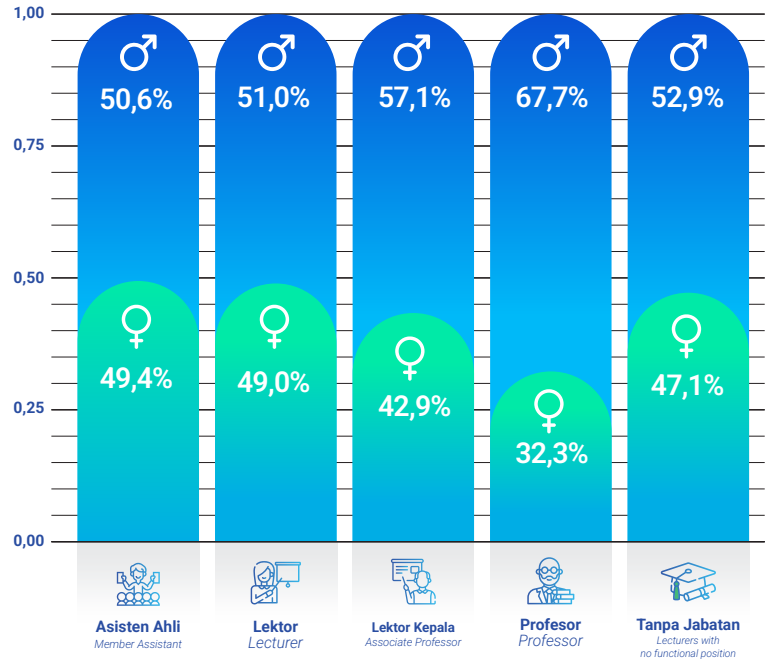
Regarding employment status, full-time lecturers still dominate, accounting for about 94 percent of lecturers across institutional categories. These findings indicate that the vast majority of lecturers in higher education hold full-time employment status, which is expected to support the quality of higher education provision.

Dari sisi jenis kelamin, proporsi dosen laki-laki sebesar 52,64 persen, sementara dosen perempuan sebesar 47,36 persen. Pada jabatan Asisten Ahli atau Lektor, proporsi antara dosen laki-laki dan perempuan relatif berimbang. Namun, pada jabatan akademik yang lebih tinggi seperti Lektor Kepala dan Profesor, proporsi dosen laki-laki masih lebih besar dibandingkan dosen perempuan.

Turning to the gender perspective, male lecturers account for 52.64 percent of the total lecturer population, while female lecturers comprise 47.36 percent. At the assistant lecturer and assistant professor ranks, the proportions of male and female lecturers are relatively balanced. However, at higher academic ranks, such as associate professor, the proportion of male lecturers remains higher than that of female lecturers.



GRAFIK 7.3 GRAPHIC
JUMLAH DOSEN BERDASARKAN JENIS KELAMIN
NUMBER OF LECTURERS BY GENDER




GRAFIK 7.4 GRAPHIC
PROPORSI DOSEN BERDASARKAN JABATAN FUNSIONAL DAN JENIS KELAMIN
PROPORTION OF LECTURERS BY FUNCTIONAL POSITION AND GENDER



GRAFIK 7.5 GRAPHIC

**JUMLAH DOSEN BERDASARKAN IKATAN KERJA
DAN PROGRAM PENDIDIKAN TERTINGGI**
NUMBER OF LECTURERS BY EMPLOYMENT STATUS AND
HIGHEST LEVEL OF EDUCATION

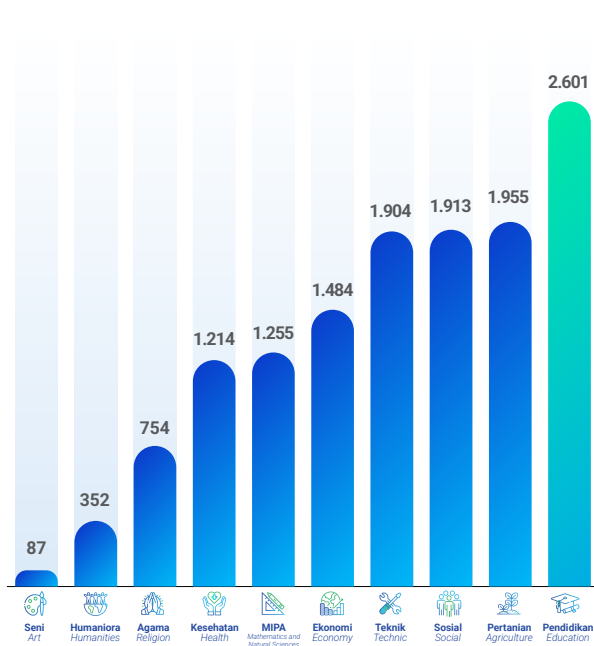
Selain itu, rasio perbandingan program studi dan dosen pada masing-masing kelompok lembaga menunjukkan variasi, dengan rasio paling kecil pada PTA, yakni 1:8,32, dan rasio yang lebih besar pada PTN dan PTK dengan masing-masing rasio 1:12,12. Hal ini menggambarkan distribusi beban pengajaran yang berbeda antarjenjang lembaga.



GRAFIK 7.6 GRAPHIC

RASIO PERBANDINGAN PROGRAM STUDI DAN DOSEN
RATIO OF STUDY PROGRAMS TO LECTURERS

Across institutional categories, the ratio of study programs to lecturers varies. Religious higher education institutions record the lowest ratio at 1:8.32, while public and government institutions show higher ratios at approximately 1:12.12. These differences indicate variation in teaching workload across institutional categories.

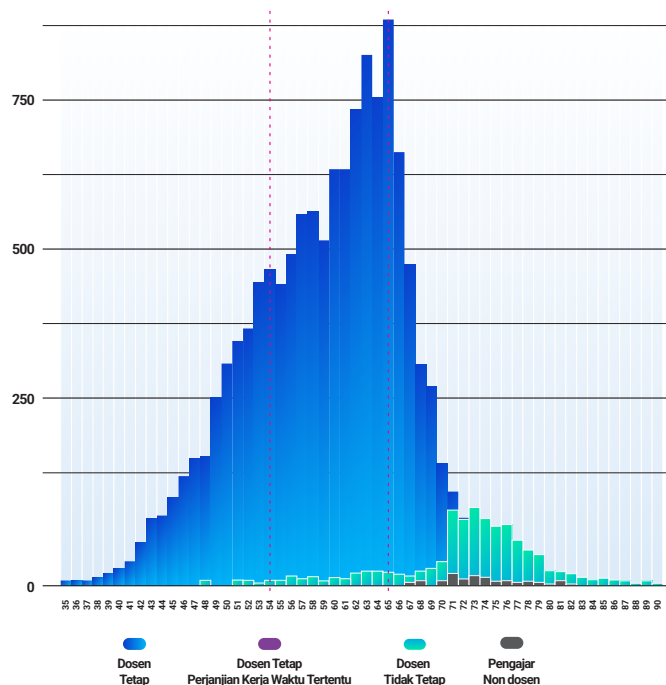


GRAFIK 7.7 GRAPHIC

JUMLAH PROFESOR BERDASARKAN BIDANG ILMU PROGRAM STUDI NUMBER OF PROFESSORS BY KNOWLEDGE FIELD AND STUDY PROGRAM

Pada jabatan akademik profesor, sebaran dosen masih didominasi oleh bidang ilmu pendidikan dengan jumlah yang lebih tinggi dibandingkan bidang lainnya. Selanjutnya, bidang pertanian, sosial, dan teknik memiliki jumlah profesor yang relatif berimbang, masing-masing berada pada kisaran sekitar 1900-an. Sebaliknya, jumlah profesor paling sedikit terdapat pada bidang seni, yaitu sebanyak 87 orang. Jika dilihat dari aspek usia, sekitar 50 persen profesor berada dalam rentang usia 54 hingga 65 tahun, dengan usia 65 tahun sebagai kelompok terbanyak yakni mencapai lebih dari 800 orang. Hal ini menunjukkan bahwa dalam beberapa tahun ke depan akan terdapat sejumlah profesor yang memasuki masa purnatugas.

Di sisi lain, rentang usia profesor yang cukup luas, mulai dari 35 hingga 90 tahun, menunjukkan adanya variasi generasi dan potensi regenerasi dalam jabatan akademik tertinggi tersebut. Selain itu, profesor pada usia produktif umumnya berstatus dosen tetap, sedangkan pada usia di atas 70 tahun cenderung berstatus tidak tetap, sejalan dengan kebijakan usia pensiun dosen.



GRAFIK 7.8 GRAPHIC

DISTRIBUSI USIA PROFESOR BERDASARKAN IKATAN KERJA AGE DISTRIBUTION OF PROFESSORS BY EMPLOYMENT STATUS

In professor academic rank, lecturers remain predominantly from the education field, with a higher number than in other fields. Agriculture, social sciences, and engineering each record a relatively balanced number of professors, around 1900. In contrast, the art field has only 87 professors. In terms of age distribution, approximately 50 percent of the professors are between 54 and 65 years old, with age 65 being the most common, accounting for more than 800 professors. This indicates that a significant number of professors will reach retirement age in the coming years.

On the other hand, the age distribution of professors is relatively wide, ranging from 35 to 90 years, indicating the presence of a generational gap as well as opportunities for regeneration at the highest academic rank. Professors within the productive age group are generally employed on a full-time basis, while those aged 70 years and above tend to hold part-time positions. This pattern is consistent with the lecturer retirement age policy.

TABEL 7.1 TABLE
JUMLAH DOSEN MENURUT BENTUK PENDIDIKAN TIAP PROVINSI
NUMBER OF LECTURERS BASED ON FORM OF EDUCATION BY PROVINCE
 LINGKUP / SCOPE : NASIONAL / NATIONAL
 STATUS / STATUS : NEGERI+SWASTA / PUBLIC+PRIVATE
 TAHUN / YEAR : 2025

| Provinsi <i>Province</i> | Universitas <i>University</i> | Institut <i>Institute</i> | Sekolah Tinggi <i>Sch. of High Learning</i> | Akademi <i>Academy</i> | Akademi Komunitas <i>Community College</i> | Politeknik <i>Polytechnic</i> | Jumlah <i>Total</i> |
|-----------------------------|----------------------------------|------------------------------|--|---------------------------|---|----------------------------------|------------------------|
| (1) | (2) | (3) | (4) | (5) | (6) | (7) | (8) |
| D.K.I. Jakarta | 23.727 | 2.331 | 3.529 | 299 | - | 1.516 | 31.402 |
| Jawa Barat | 22.741 | 5.895 | 6.551 | 527 | 17 | 4.030 | 39.761 |
| Banten | 9.698 | 466 | 1.465 | 88 | - | 814 | 12.531 |
| Jawa Tengah | 20.900 | 1.238 | 2.630 | 461 | 19 | 2.250 | 27.498 |
| D.I. Yogyakarta | 11.882 | 850 | 1.492 | 278 | 43 | 509 | 15.054 |
| Jawa Timur | 30.677 | 4.221 | 5.500 | 365 | 80 | 3.301 | 44.144 |
| Aceh | 7.232 | 437 | 1.303 | 170 | 25 | 746 | 9.913 |
| Sumatera Utara | 11.412 | 1.722 | 3.260 | 382 | - | 1.243 | 18.019 |
| Sumatera Barat | 7.392 | 502 | 943 | 176 | - | 1.026 | 10.039 |
| Riau | 5.011 | 1.053 | 820 | 57 | - | 434 | 7.375 |
| Kepulauan Riau | 1.334 | 271 | 706 | 9 | - | 423 | 2.743 |
| Jambi | 3.172 | 889 | 435 | 33 | - | 182 | 4.711 |
| Sumatera Selatan | 5.426 | 356 | 1.244 | 81 | 16 | 1.032 | 8.155 |
| Bangka Belitung | 680 | 314 | 11 | - | 7 | 209 | 1.221 |
| Bengkulu | 2.053 | 196 | 313 | 22 | 26 | 167 | 2.777 |
| Lampung | 4.732 | 1.396 | 1.053 | 63 | - | 653 | 7.897 |
| Kalimantan Barat | 2.253 | 466 | 752 | 80 | - | 837 | 4.388 |
| Kalimantan Tengah | 1.827 | 232 | 257 | 14 | - | 158 | 2.488 |
| Kalimantan Selatan | 3.266 | 169 | 869 | 63 | 7 | 743 | 5.117 |
| Kalimantan Timur | 3.056 | 514 | 756 | 12 | 1 | 758 | 5.097 |
| Kalimantan Utara | 460 | - | 90 | - | - | 93 | 643 |
| Sulawesi Utara | 3.238 | 430 | 605 | 57 | 6 | 553 | 4.889 |
| Gorontalo | 2.041 | 247 | 14 | - | - | 129 | 2.431 |
| Sulawesi Tengah | 2.874 | 28 | 466 | 47 | - | 207 | 3.622 |
| Sulawesi Selatan | 12.424 | 1.832 | 2.093 | 254 | 35 | 1.759 | 18.397 |
| Sulawesi Barat | 1.252 | 130 | 335 | 15 | - | 47 | 1.779 |
| Sulawesi Tenggara | 3.351 | 519 | 396 | 58 | 12 | 309 | 4.645 |
| Maluku | 2.219 | 174 | 410 | 20 | - | 463 | 3.286 |
| Maluku Utara | 1.530 | 285 | 173 | 33 | - | 112 | 2.133 |
| Bali | 5.223 | 1.206 | 520 | 46 | 18 | 1.004 | 8.017 |
| Nusa Tenggara Barat | 5.125 | 701 | 1.128 | 92 | 18 | 189 | 7.253 |
| Nusa Tenggara Timur | 3.581 | 357 | 659 | 50 | - | 775 | 5.422 |
| Papua | 2.274 | 207 | 768 | 74 | - | 191 | 3.514 |
| Papua Barat | 1.320 | 69 | 261 | - | - | 230 | 1.880 |
| INDONESIA | 225.383 | 29.703 | 41.807 | 3.926 | 330 | 27.092 | 328.241 |

TABEL 7.2 TABLE

JUMLAH DOSEN MENURUT BENTUK PENDIDIKAN TIAP PROVINSI
NUMBER OF LECTURERS BASED ON FORM OF EDUCATION BY PROVINCE
 LINGKUP / SCOPE : KEMDIKTISAINTEK / MoHES
 STATUS / STATUS : NEGERI+SWASTA / PUBLIC+PRIVATE
 TAHUN / YEAR : 2025

| Provinsi <i>Province</i> | Universitas <i>University</i> | Institut <i>Institute</i> | Sekolah Tinggi <i>Sch. of High Learning</i> | Akademi <i>Academy</i> | Akademi Komunitas <i>Community College</i> | Politeknik <i>Polytechnic</i> | Jumlah <i>Total</i> |
|-----------------------------|----------------------------------|------------------------------|--|---------------------------|---|----------------------------------|------------------------|
| (1) | (2) | (3) | (4) | (5) | (6) | (7) | (8) |
| D.K.I. Jakarta | 23.585 | 2.233 | 2.073 | 299 | - | 763 | 28.953 |
| Jawa Barat | 20.339 | 4.469 | 3.323 | 507 | 17 | 2.761 | 31.416 |
| Banten | 8.067 | 227 | 743 | 88 | - | 229 | 9.354 |
| Jawa Tengah | 18.707 | 705 | 1.408 | 286 | 19 | 1.302 | 22.427 |
| D.I. Yogyakarta | 11.155 | 760 | 1.019 | 226 | 43 | 262 | 13.465 |
| Jawa Timur | 26.220 | 2.759 | 2.775 | 341 | 80 | 2.426 | 34.601 |
| Aceh | 6.129 | 86 | 576 | 170 | 25 | 457 | 7.443 |
| Sumatera Utara | 10.487 | 1.290 | 1.663 | 382 | - | 782 | 14.604 |
| Sumatera Barat | 6.280 | 437 | 549 | 176 | - | 724 | 8.166 |
| Riau | 4.139 | 550 | 421 | 57 | - | 345 | 5.512 |
| Kepulauan Riau | 1.334 | 183 | 235 | 9 | - | 382 | 2.143 |
| Jambi | 2.403 | 108 | 310 | 33 | - | 54 | 2.908 |
| Sumatera Selatan | 4.763 | 213 | 825 | 54 | 16 | 690 | 6.561 |
| Bangka Belitung | 680 | 136 | 11 | - | 7 | 151 | 985 |
| Bengkulu | 1.754 | - | 199 | 22 | 26 | 32 | 2.033 |
| Lampung | 3.529 | 1.225 | 363 | 63 | - | 492 | 5.672 |
| Kalimantan Barat | 2.111 | 212 | 370 | 80 | - | 713 | 3.486 |
| Kalimantan Tengah | 1.653 | 20 | 172 | 13 | - | 79 | 1.937 |
| Kalimantan Selatan | 2.891 | 48 | 587 | 63 | 7 | 634 | 4.230 |
| Kalimantan Timur | 2.809 | 469 | 522 | 6 | 1 | 658 | 4.465 |
| Kalimantan Utara | 460 | - | 50 | - | - | 93 | 603 |
| Sulawesi Utara | 3.238 | 108 | 286 | 57 | 6 | 380 | 4.075 |
| Gorontalo | 2.041 | 16 | 14 | - | - | 41 | 2.112 |
| Sulawesi Tengah | 2.630 | 28 | 275 | 47 | - | 52 | 3.032 |
| Sulawesi Selatan | 11.141 | 1.070 | 1.588 | 187 | - | 1.160 | 15.146 |
| Sulawesi Barat | 1.170 | 130 | 154 | 15 | - | - | 1.469 |
| Sulawesi Tenggara | 3.351 | 248 | 289 | 57 | - | 212 | 4.157 |
| Maluku | 2.000 | 48 | 317 | 20 | - | 350 | 2.735 |
| Maluku Utara | 1.530 | 124 | 91 | 33 | - | 29 | 1.807 |
| Bali | 4.986 | 1.073 | 416 | 46 | 18 | 705 | 7.244 |
| Nusa Tenggara Barat | 4.584 | 213 | 683 | 92 | 18 | 26 | 5.616 |
| Nusa Tenggara Timur | 3.581 | 214 | 462 | 50 | - | 558 | 4.865 |
| Papua | 2.274 | 120 | 434 | 74 | - | 49 | 2.951 |
| Papua Barat | 1.320 | - | 177 | - | - | 105 | 1.602 |
| INDONESIA | 203.341 | 19.522 | 23.380 | 3.553 | 283 | 17.696 | 267.775 |

TABEL 7.3 TABLE
JUMLAH DOSEN MENURUT BENTUK PENDIDIKAN TIAP PROVINSI
NUMBER OF LECTURERS BASED ON FORM OF EDUCATION BY PROVINCE
 LINGKUP / SCOPE : KEMDIKTISAINTEK / MoHES
 STATUS / STATUS : NEGERI / PUBLIC
 TAHUN / YEAR : 2025

| Provinsi <i>Province</i> | Universitas <i>University</i> | Institut <i>Institute</i> | Sekolah Tinggi <i>Sch. of High. Learning</i> | Akademi <i>Academy</i> | Akademi Komunitas <i>Community College</i> | Politeknik <i>Polytechnic</i> | Jumlah <i>Total</i> |
|-----------------------------|----------------------------------|------------------------------|---|---------------------------|---|----------------------------------|------------------------|
| (1) | (2) | (3) | (4) | (5) | (6) | (7) | (8) |
| D.K.I. Jakarta | 4.575 | - | - | - | - | 199 | 4.774 |
| Jawa Barat | 4.835 | 3.061 | - | - | - | 1.408 | 9.304 |
| Banten | 1.859 | - | - | - | - | - | 1.859 |
| Jawa Tengah | 7.106 | 289 | - | - | - | 578 | 7.973 |
| D.I. Yogyakarta | 5.122 | 407 | - | - | 21 | - | 5.550 |
| Jawa Timur | 10.252 | 1.152 | - | - | 50 | 2.057 | 13.511 |
| Aceh | 3.767 | 86 | - | - | 25 | 314 | 4.192 |
| Sumatera Utara | 2.831 | - | - | - | - | 422 | 3.253 |
| Sumatera Barat | 3.309 | 293 | - | - | - | 680 | 4.282 |
| Riau | 1.590 | - | - | - | - | 182 | 1.772 |
| Kepulauan Riau | 373 | - | - | - | - | 317 | 690 |
| Jambi | 1.423 | - | - | - | - | - | 1.423 |
| Sumatera Selatan | 1.942 | - | - | - | - | 628 | 2.570 |
| Bangka Belitung | 452 | - | - | - | - | 123 | 575 |
| Bengkulu | 996 | - | - | - | 26 | - | 1.022 |
| Lampung | 1.531 | 804 | - | - | - | 456 | 2.791 |
| Kalimantan Barat | 1.259 | - | - | - | - | 648 | 1.907 |
| Kalimantan Tengah | 1.059 | - | - | - | - | - | 1.059 |
| Kalimantan Selatan | 1.619 | - | - | - | - | 413 | 2.032 |
| Kalimantan Timur | 1.602 | 345 | - | - | - | 546 | 2.493 |
| Kalimantan Utara | 393 | - | - | - | - | 34 | 427 |
| Sulawesi Utara | 2.309 | - | - | - | - | 380 | 2.689 |
| Gorontalo | 1.093 | - | - | - | - | - | 1.093 |
| Sulawesi Tengah | 1.576 | - | - | - | - | - | 1.576 |
| Sulawesi Selatan | 4.056 | 102 | - | - | - | 706 | 4.864 |
| Sulawesi Barat | 713 | - | - | - | - | - | 713 |
| Sulawesi Tenggara | 1.980 | - | - | - | - | - | 1.980 |
| Maluku | 1.367 | - | - | - | - | 350 | 1.717 |
| Maluku Utara | 860 | - | - | - | - | - | 860 |
| Bali | 2.614 | 233 | - | - | - | 565 | 3.412 |
| Nusa Tenggara Barat | 1.597 | - | - | - | - | - | 1.597 |
| Nusa Tenggara Timur | 1.589 | - | - | - | - | 459 | 2.048 |
| Papua | 1.441 | 32 | - | - | - | - | 1.473 |
| Papua Barat | 603 | - | - | - | - | 53 | 656 |
| INDONESIA | 79.693 | 6.804 | - | - | 122 | 11.518 | 98.137 |

TABEL 7.4 TABLE

JUMLAH DOSEN MENURUT BENTUK PENDIDIKAN TIAP PROVINSI
NUMBER OF LECTURERS BASED ON FORM OF EDUCATION BY PROVINCE

LINGKUP / SCOPE : KEMDIKTISAINTEK / MoHES
 STATUS / STATUS : SWASTA / PRIVATE
 TAHUN / YEAR : 2025

| Provinsi <i>Province</i> | Universitas <i>University</i> | Institut <i>Institute</i> | Sekolah Tinggi <i>Sch. of High Learning</i> | Akademi <i>Academy</i> | Akademi Komunitas <i>Community College</i> | Politeknik <i>Polytechnic</i> | Jumlah <i>Total</i> |
|-----------------------------|----------------------------------|------------------------------|--|---------------------------|---|----------------------------------|------------------------|
| (1) | (2) | (3) | (4) | (5) | (6) | (7) | (8) |
| D.K.I. Jakarta | 19.010 | 2.233 | 2.073 | 299 | - | 564 | 24.179 |
| Jawa Barat | 15.504 | 1.408 | 3.323 | 507 | 17 | 1.353 | 22.112 |
| Banten | 6.208 | 227 | 743 | 88 | - | 229 | 7.495 |
| Jawa Tengah | 11.601 | 416 | 1.408 | 286 | 19 | 724 | 14.454 |
| D.I. Yogyakarta | 6.033 | 353 | 1.019 | 226 | 22 | 262 | 7.915 |
| Jawa Timur | 15.968 | 1.607 | 2.775 | 341 | 30 | 369 | 21.090 |
| Aceh | 2.362 | - | 576 | 170 | - | 143 | 3.251 |
| Sumatera Utara | 7.656 | 1.290 | 1.663 | 382 | - | 360 | 11.351 |
| Sumatera Barat | 2.971 | 144 | 549 | 176 | - | 44 | 3.884 |
| Riau | 2.549 | 550 | 421 | 57 | - | 163 | 3.740 |
| Kepulauan Riau | 961 | 183 | 235 | 9 | - | 65 | 1.453 |
| Jambi | 980 | 108 | 310 | 33 | - | 54 | 1.485 |
| Sumatera Selatan | 2.821 | 213 | 825 | 54 | 16 | 62 | 3.991 |
| Bangka Belitung | 228 | 136 | 11 | - | 7 | 28 | 410 |
| Bengkulu | 758 | - | 199 | 22 | - | 32 | 1.011 |
| Lampung | 1.998 | 421 | 363 | 63 | - | 36 | 2.881 |
| Kalimantan Barat | 852 | 212 | 370 | 80 | - | 65 | 1.579 |
| Kalimantan Tengah | 594 | 20 | 172 | 13 | - | 79 | 878 |
| Kalimantan Selatan | 1.272 | 48 | 587 | 63 | 7 | 221 | 2.198 |
| Kalimantan Timur | 1.207 | 124 | 522 | 6 | 1 | 112 | 1.972 |
| Kalimantan Utara | 67 | - | 50 | - | - | 59 | 176 |
| Sulawesi Utara | 929 | 108 | 286 | 57 | 6 | - | 1.386 |
| Gorontalo | 948 | 16 | 14 | - | - | 41 | 1.019 |
| Sulawesi Tengah | 1.054 | 28 | 275 | 47 | - | 52 | 1.456 |
| Sulawesi Selatan | 7.085 | 968 | 1.588 | 187 | - | 454 | 10.282 |
| Sulawesi Barat | 457 | 130 | 154 | 15 | - | - | 756 |
| Sulawesi Tenggara | 1.371 | 248 | 289 | 57 | - | 212 | 2.177 |
| Maluku | 633 | 48 | 317 | 20 | - | - | 1.018 |
| Maluku Utara | 670 | 124 | 91 | 33 | - | 29 | 947 |
| Bali | 2.372 | 840 | 416 | 46 | 18 | 140 | 3.832 |
| Nusa Tenggara Barat | 2.987 | 213 | 683 | 92 | 18 | 26 | 4.019 |
| Nusa Tenggara Timur | 1.992 | 214 | 462 | 50 | - | 99 | 2.817 |
| Papua | 833 | 88 | 434 | 74 | - | 49 | 1.478 |
| Papua Barat | 717 | - | 177 | - | - | 52 | 946 |
| INDONESIA | 123.648 | 12.718 | 23.380 | 3.553 | 161 | 6.178 | 169.638 |

TABEL 7.5 TABLE
JUMLAH DOSEN MENURUT BENTUK PENDIDIKAN TIAP PROVINSI
NUMBER OF LECTURERS BASED ON FORM OF EDUCATION BY PROVINCE
 LINGKUP / SCOPE : KEMENAG / MoRA
 STATUS / STATUS : NEGERI+SWASTA / PUBLIC+PRIVATE
 TAHUN / YEAR : 2025

| Provinsi <i>Province</i> | Universitas <i>University</i> | Institut <i>Institute</i> | Sekolah Tinggi <i>Sch. of High Learning</i> | Akademi <i>Academy</i> | Akademi Komunitas <i>Community College</i> | Politeknik <i>Polytechnic</i> | Jumlah <i>Total</i> |
|-----------------------------|----------------------------------|------------------------------|--|---------------------------|---|----------------------------------|------------------------|
| (1) | (2) | (3) | (4) | (5) | (6) | (7) | (8) |
| D.K.I. Jakarta | 142 | 98 | 1.204 | - | - | - | 1.444 |
| Jawa Barat | 1.926 | 1.132 | 3.181 | - | - | - | 6.239 |
| Banten | 1.631 | 239 | 646 | - | - | - | 2.516 |
| Jawa Tengah | 2.193 | 533 | 1.222 | - | - | - | 3.948 |
| D.I. Yogyakarta | 727 | 90 | 275 | - | - | - | 1.092 |
| Jawa Timur | 4.457 | 1.462 | 2.663 | - | - | - | 8.582 |
| Aceh | 1.103 | 351 | 727 | - | - | - | 2.181 |
| Sumatera Utara | 925 | 432 | 1.597 | - | - | - | 2.954 |
| Sumatera Barat | 1.112 | 65 | 394 | - | - | - | 1.571 |
| Riau | 872 | 503 | 399 | - | - | - | 1.774 |
| Kepulauan Riau | - | 88 | 471 | - | - | - | 559 |
| Jambi | 769 | 781 | 125 | - | - | - | 1.675 |
| Sumatera Selatan | 663 | 143 | 419 | 27 | - | - | 1.252 |
| Bangka Belitung | - | 178 | - | - | - | - | 178 |
| Bengkulu | 299 | 196 | 114 | - | - | - | 609 |
| Lampung | 1.203 | 171 | 690 | - | - | - | 2.064 |
| Kalimantan Barat | 142 | 254 | 382 | - | - | - | 778 |
| Kalimantan Tengah | 174 | 212 | 85 | - | - | - | 471 |
| Kalimantan Selatan | 375 | 121 | 282 | - | - | - | 778 |
| Kalimantan Timur | 247 | 45 | 234 | 6 | - | - | 532 |
| Kalimantan Utara | - | - | 40 | - | - | - | 40 |
| Sulawesi Utara | - | 322 | 319 | - | - | - | 641 |
| Gorontalo | - | 231 | - | - | - | - | 231 |
| Sulawesi Tengah | 244 | - | 191 | - | - | - | 435 |
| Sulawesi Selatan | 1.283 | 762 | 505 | - | - | - | 2.550 |
| Sulawesi Barat | 82 | - | 181 | - | - | - | 263 |
| Sulawesi Tenggara | - | 271 | 107 | - | - | - | 378 |
| Maluku | 219 | 126 | 93 | - | - | - | 438 |
| Maluku Utara | - | 161 | 82 | - | - | - | 243 |
| Bali | 237 | 133 | 104 | - | - | - | 474 |
| Nusa Tenggara Barat | 541 | 488 | 445 | - | - | - | 1.474 |
| Nusa Tenggara Timur | - | 143 | 197 | - | - | - | 340 |
| Papua | - | 87 | 334 | - | - | - | 421 |
| Papua Barat | - | 69 | 84 | - | - | - | 153 |
| INDONESIA | 21.566 | 9.887 | 17.792 | 33 | - | - | 49.278 |

TABEL 7.6 TABLE

JUMLAH DOSEN MENURUT BENTUK PENDIDIKAN TIAP PROVINSI
NUMBER OF LECTURERS BASED ON FORM OF EDUCATION BY PROVINCE

LINGKUP / SCOPE : KEMENAG / MoRA

STATUS / STATUS : NEGERI / PUBLIC

TAHUN / YEAR : 2025

| Provinsi <i>Province</i> | Universitas <i>University</i> | Institut <i>Institute</i> | Sekolah Tinggi <i>Sch. of High Learning</i> | Akademi <i>Academy</i> | Akademi Komunitas <i>Community College</i> | Politeknik <i>Polytechnic</i> | Jumlah <i>Total</i> |
|-----------------------------|----------------------------------|------------------------------|--|---------------------------|---|----------------------------------|------------------------|
| (1) | (2) | (3) | (4) | (5) | (6) | (7) | (8) |
| D.K.I. Jakarta | - | - | 21 | - | - | - | 21 |
| Jawa Barat | 1.435 | - | - | - | - | - | 1.435 |
| Banten | 1.589 | - | 46 | - | - | - | 1.635 |
| Jawa Tengah | 2.193 | - | 76 | - | - | - | 2.269 |
| D.I. Yogyakarta | 727 | - | - | - | - | - | 727 |
| Jawa Timur | 3.163 | - | 6 | - | - | - | 3.169 |
| Aceh | 918 | 351 | 107 | - | - | - | 1.376 |
| Sumatera Utara | 883 | 159 | 179 | - | - | - | 1.221 |
| Sumatera Barat | 1.112 | - | - | - | - | - | 1.112 |
| Riau | 872 | 116 | - | - | - | - | 988 |
| Kepulauan Riau | - | - | 90 | - | - | - | 90 |
| Jambi | 644 | 308 | - | - | - | - | 952 |
| Sumatera Selatan | 593 | - | - | - | - | - | 593 |
| Bangka Belitung | - | 178 | - | - | - | - | 178 |
| Bengkulu | 299 | 196 | - | - | - | - | 495 |
| Lampung | 768 | - | 16 | - | - | - | 784 |
| Kalimantan Barat | - | 254 | 51 | - | - | - | 305 |
| Kalimantan Tengah | 174 | 212 | - | - | - | - | 386 |
| Kalimantan Selatan | 375 | - | - | - | - | - | 375 |
| Kalimantan Timur | 247 | - | - | - | - | - | 247 |
| Kalimantan Utara | - | - | - | - | - | - | - |
| Sulawesi Utara | - | 262 | - | - | - | - | 262 |
| Gorontalo | - | 231 | - | - | - | - | 231 |
| Sulawesi Tengah | 244 | - | 27 | - | - | - | 271 |
| Sulawesi Selatan | 1.123 | 525 | - | - | - | - | 1.648 |
| Sulawesi Barat | - | - | 80 | - | - | - | 80 |
| Sulawesi Tenggara | - | 213 | 10 | - | - | - | 223 |
| Maluku | 219 | 126 | - | - | - | - | 345 |
| Maluku Utara | - | 161 | - | - | - | - | 161 |
| Bali | 237 | 133 | - | - | - | - | 370 |
| Nusa Tenggara Barat | 495 | 92 | - | - | - | - | 587 |
| Nusa Tenggara Timur | - | 143 | - | - | - | - | 143 |
| Papua | - | 87 | 61 | - | - | - | 148 |
| Papua Barat | - | 69 | 4 | - | - | - | 73 |
| INDONESIA | 18.310 | 3.816 | 774 | - | - | - | 22.900 |

TABEL 7.7 TABLE

JUMLAH DOSEN MENURUT BENTUK PENDIDIKAN TIAP PROVINSI
NUMBER OF LECTURERS BASED ON FORM OF EDUCATION BY PROVINCE

LINGKUP / SCOPE : KEMENAG / MoRA

STATUS / STATUS : SWASTA / PRIVATE

TAHUN / YEAR : 2025

| Provinsi <i>Province</i> | Universitas <i>University</i> | Institut <i>Institute</i> | Sekolah Tinggi <i>Sch. of High Learning</i> | Akademi <i>Academy</i> | Akademi Komunitas <i>Community College</i> | Politeknik <i>Polytechnic</i> | Jumlah <i>Total</i> |
|-----------------------------|----------------------------------|------------------------------|--|---------------------------|---|----------------------------------|------------------------|
| (1) | (2) | (3) | (4) | (5) | (6) | (7) | (8) |
| D.K.I. Jakarta | 142 | 98 | 1.183 | - | - | - | 1.423 |
| Jawa Barat | 491 | 1.132 | 3.181 | - | - | - | 4.804 |
| Banten | 42 | 239 | 600 | - | - | - | 881 |
| Jawa Tengah | - | 533 | 1.146 | - | - | - | 1.679 |
| D.I. Yogyakarta | - | 90 | 275 | - | - | - | 365 |
| Jawa Timur | 1.294 | 1.462 | 2.657 | - | - | - | 5.413 |
| Aceh | 185 | - | 620 | - | - | - | 805 |
| Sumatera Utara | 42 | 273 | 1.418 | - | - | - | 1.733 |
| Sumatera Barat | - | 65 | 394 | - | - | - | 459 |
| Riau | - | 387 | 399 | - | - | - | 786 |
| Kepulauan Riau | - | 88 | 381 | - | - | - | 469 |
| Jambi | 125 | 473 | 125 | - | - | - | 723 |
| Sumatera Selatan | 70 | 143 | 419 | 27 | - | - | 659 |
| Bangka Belitung | - | - | - | - | - | - | - |
| Bengkulu | - | - | 114 | - | - | - | 114 |
| Lampung | 435 | 171 | 674 | - | - | - | 1.280 |
| Kalimantan Barat | 142 | - | 331 | - | - | - | 473 |
| Kalimantan Tengah | - | - | 85 | - | - | - | 85 |
| Kalimantan Selatan | - | 121 | 282 | - | - | - | 403 |
| Kalimantan Timur | - | 45 | 234 | 6 | - | - | 285 |
| Kalimantan Utara | - | - | 40 | - | - | - | 40 |
| Sulawesi Utara | - | 60 | 319 | - | - | - | 379 |
| Gorontalo | - | - | - | - | - | - | - |
| Sulawesi Tengah | - | - | 164 | - | - | - | 164 |
| Sulawesi Selatan | 160 | 237 | 505 | - | - | - | 902 |
| Sulawesi Barat | 82 | - | 101 | - | - | - | 183 |
| Sulawesi Tenggara | - | 58 | 97 | - | - | - | 155 |
| Maluku | - | - | 93 | - | - | - | 93 |
| Maluku Utara | - | - | 82 | - | - | - | 82 |
| Bali | - | - | 104 | - | - | - | 104 |
| Nusa Tenggara Barat | 46 | 396 | 445 | - | - | - | 887 |
| Nusa Tenggara Timur | - | - | 197 | - | - | - | 197 |
| Papua | - | - | 273 | - | - | - | 273 |
| Papua Barat | - | - | 80 | - | - | - | 80 |
| INDONESIA | 3.256 | 6.071 | 17.018 | 33 | - | - | 26.378 |

TABEL 7.8 TABLE

JUMLAH DOSEN MENURUT BENTUK PENDIDIKAN TIAP PROVINSI
NUMBER OF LECTURERS BASED ON FORM OF EDUCATION BY PROVINCE
 LINGKUP / SCOPE : KEMENTERIAN LEMBAGA LAIN / OMal
 STATUS / STATUS : NEGERI / PUBLIC
 TAHUN / YEAR : 2025

| Provinsi <i>Province</i> | Universitas <i>University</i> | Institut <i>Institute</i> | Sekolah Tinggi <i>Sch. of High. Learning</i> | Akademi <i>Academy</i> | Akademi Komunitas <i>Community College</i> | Politeknik <i>Polytechnic</i> | Jumlah <i>Total</i> |
|-----------------------------|----------------------------------|------------------------------|---|---------------------------|---|----------------------------------|------------------------|
| (1) | (2) | (3) | (4) | (5) | (6) | (7) | (8) |
| D.K.I. Jakarta | - | - | 252 | - | - | 753 | 1.005 |
| Jawa Barat | 476 | 294 | 47 | 20 | - | 1.269 | 2.106 |
| Banten | - | - | 76 | - | - | 585 | 661 |
| Jawa Tengah | - | - | - | 175 | - | 948 | 1.123 |
| D.I. Yogyakarta | - | - | 198 | 52 | - | 247 | 497 |
| Jawa Timur | - | - | 62 | 24 | - | 875 | 961 |
| Aceh | - | - | - | - | - | 289 | 289 |
| Sumatera Utara | - | - | - | - | - | 461 | 461 |
| Sumatera Barat | - | - | - | - | - | 302 | 302 |
| Riau | - | - | - | - | - | 89 | 89 |
| Kepulauan Riau | - | - | - | - | - | 41 | 41 |
| Jambi | - | - | - | - | - | 128 | 128 |
| Sumatera Selatan | - | - | - | - | - | 342 | 342 |
| Bangka Belitung | - | - | - | - | - | 58 | 58 |
| Bengkulu | - | - | - | - | - | 135 | 135 |
| Lampung | - | - | - | - | - | 161 | 161 |
| Kalimantan Barat | - | - | - | - | - | 124 | 124 |
| Kalimantan Tengah | - | - | - | 1 | - | 79 | 80 |
| Kalimantan Selatan | - | - | - | - | - | 109 | 109 |
| Kalimantan Timur | - | - | - | - | - | 100 | 100 |
| Kalimantan Utara | - | - | - | - | - | - | - |
| Sulawesi Utara | - | - | - | - | - | 173 | 173 |
| Gorontalo | - | - | - | - | - | 88 | 88 |
| Sulawesi Tengah | - | - | - | - | - | 155 | 155 |
| Sulawesi Selatan | - | - | - | 67 | 35 | 599 | 701 |
| Sulawesi Barat | - | - | - | - | - | 47 | 47 |
| Sulawesi Tenggara | - | - | - | 1 | 12 | 97 | 110 |
| Maluku | - | - | - | - | - | 113 | 113 |
| Maluku Utara | - | - | - | - | - | 83 | 83 |
| Bali | - | - | - | - | - | 299 | 299 |
| Nusa Tenggara Barat | - | - | - | - | - | 163 | 163 |
| Nusa Tenggara Timur | - | - | - | - | - | 217 | 217 |
| Papua | - | - | - | - | - | 142 | 142 |
| Papua Barat | - | - | - | - | - | 125 | 125 |
| INDONESIA | 476 | 294 | 635 | 340 | 47 | 9.396 | 11.188 |

TABEL 7.9 TABLE

JUMLAH DOSEN MENURUT JENIS KELAMIN DAN STATUS KEPEGAWAIAN TIAP PROVINSI

NUMBER OF LECTURERS BASED ON GENDER AND PERSONNEL STATUS BY PROVINCE

LINGKUP / SCOPE : KEMDIKTISAINTEK / MoHEST

STATUS / STATUS : NEGERI + SWASTA / PUBLIC + PRIVATE

TAHUN / YEAR : 2025

| Provinsi Province | Laki-laki / Male | | | | | | Perempuan / Female | | | | | | Laki-laki + Perempuan / Male + Female | | |
|----------------------|----------------------|--------------------------|-------------------|----------------------|----------------------|--------------------------|--------------------|----------------------|----------------------|--------------------------|-------------------|----------------------|---------------------------------------|--|--|
| | Nasional National | Kemdiktisaintek / MoHEST | | | Nasional National | Kemdiktisaintek / MoHEST | | | Nasional National | Kemdiktisaintek / MoHEST | | | | | |
| | | Negeri Public | Swasta Private | Sub.Jml Sub.Total | | Negeri Public | Swasta Private | Sub.Jml Sub.Total | | Negeri Public | Swasta Private | Sub.Jml Sub.Total | | | |
| (1) | (2) | (3) | (4) | (5) | (2) | (6) | (7) | (8) | (2) | (9) | (10) | (11) | | | |
| D.K.I. Jakarta | 16334 | 2217 | 12476 | 14.693 | 15068 | 2557 | 11703 | 14.260 | 31402 | 4.774 | 24.179 | 28.953 | | | |
| Jawa Barat | 22662 | 5195 | 12001 | 17.196 | 17099 | 4109 | 10111 | 14.220 | 39761 | 9.304 | 22.112 | 31.416 | | | |
| Banten | 7234 | 879 | 4323 | 5.202 | 5297 | 980 | 3172 | 4.152 | 12531 | 1.859 | 7.495 | 9.354 | | | |
| Jawa Tengah | 14477 | 4201 | 7224 | 11.425 | 13021 | 3772 | 7230 | 11.002 | 27498 | 7.973 | 14.454 | 22.427 | | | |
| D.I. Yogyakarta | 8013 | 3086 | 3954 | 7.040 | 7041 | 2464 | 3961 | 6.425 | 15054 | 5.550 | 7.915 | 13.465 | | | |
| Jawa Timur | 23197 | 6848 | 10450 | 17.298 | 20947 | 6663 | 10640 | 17.303 | 44144 | 13.511 | 21.090 | 34.601 | | | |
| Aceh | 5168 | 2230 | 1500 | 3.730 | 4745 | 1962 | 1751 | 3.713 | 9913 | 4.192 | 3.251 | 7.443 | | | |
| Sumatera Utara | 8780 | 1557 | 5318 | 6.875 | 9239 | 1696 | 6033 | 7.729 | 18019 | 3.253 | 11.351 | 14.604 | | | |
| Sumatera Barat | 4369 | 1989 | 1484 | 3.473 | 5670 | 2293 | 2400 | 4.693 | 10039 | 4.282 | 3.884 | 8.166 | | | |
| Riau | 3672 | 902 | 1773 | 2.675 | 3703 | 870 | 1967 | 2.837 | 7375 | 1.772 | 3.740 | 5.512 | | | |
| Kepulauan Riau | 1557 | 366 | 814 | 1.180 | 1186 | 324 | 639 | 963 | 2743 | 690 | 1.453 | 2.143 | | | |
| Jambi | 2396 | 667 | 708 | 1.375 | 2315 | 756 | 777 | 1.533 | 4711 | 1.423 | 1.485 | 2.908 | | | |
| Sumatera Selatan | 3694 | 1125 | 1719 | 2.844 | 4461 | 1445 | 2272 | 3.717 | 8155 | 2.570 | 3.991 | 6.561 | | | |
| Bangka Belitung | 669 | 321 | 224 | 545 | 552 | 254 | 186 | 440 | 1221 | 575 | 410 | 985 | | | |
| Bengkulu | 1266 | 453 | 429 | 882 | 1511 | 569 | 582 | 1.151 | 2777 | 1.022 | 1.011 | 2.033 | | | |
| Lampung | 3844 | 1355 | 1344 | 2.699 | 4053 | 1436 | 1537 | 2.973 | 7897 | 2.791 | 2.881 | 5.672 | | | |
| Kalimantan Barat | 2361 | 1008 | 798 | 1.806 | 2027 | 899 | 781 | 1.680 | 4388 | 1.907 | 1.579 | 3.486 | | | |
| Kalimantan Tengah | 1229 | 520 | 429 | 949 | 1259 | 539 | 449 | 988 | 2488 | 1.059 | 878 | 1.937 | | | |
| Kalimantan Selatan | 2676 | 1070 | 1109 | 2.179 | 2441 | 962 | 1089 | 2.051 | 5117 | 2.032 | 2.198 | 4.230 | | | |
| Kalimantan Timur | 2775 | 1344 | 1077 | 2.421 | 2322 | 1149 | 895 | 2.044 | 5097 | 2.493 | 1.972 | 4.465 | | | |
| Kalimantan Utara | 341 | 208 | 98 | 306 | 302 | 219 | 78 | 297 | 643 | 427 | 176 | 603 | | | |
| Sulawesi Utara | 2429 | 1286 | 663 | 1.949 | 2460 | 1403 | 723 | 2.126 | 4889 | 2.689 | 1.386 | 4.075 | | | |
| Gorontalo | 1198 | 548 | 491 | 1.039 | 1233 | 545 | 528 | 1.073 | 2431 | 1.093 | 1.019 | 2.112 | | | |
| Sulawesi Tengah | 1942 | 856 | 750 | 1.606 | 1680 | 720 | 706 | 1.426 | 3622 | 1.576 | 1.456 | 3.032 | | | |
| Sulawesi Selatan | 9427 | 2607 | 4973 | 7.580 | 8970 | 2257 | 5309 | 7.566 | 18397 | 4.864 | 10.282 | 15.146 | | | |
| Sulawesi Barat | 879 | 307 | 384 | 691 | 900 | 406 | 372 | 778 | 1779 | 713 | 756 | 1.469 | | | |
| Sulawesi Tenggara | 2699 | 1240 | 1188 | 2.428 | 1946 | 740 | 989 | 1.729 | 4645 | 1.980 | 2.177 | 4.157 | | | |
| Maluku | 1644 | 852 | 508 | 1.360 | 1642 | 865 | 510 | 1.375 | 3286 | 1.717 | 1.018 | 2.735 | | | |
| Maluku Utara | 1265 | 492 | 594 | 1.086 | 868 | 368 | 353 | 721 | 2133 | 860 | 947 | 1.807 | | | |
| Bali | 4407 | 1985 | 1979 | 3.964 | 3610 | 1427 | 1853 | 3.280 | 8017 | 3.412 | 3.832 | 7.244 | | | |
| Nusa Tenggara Barat | 4351 | 892 | 2346 | 3.238 | 2902 | 705 | 1673 | 2.378 | 7253 | 1.597 | 4.019 | 5.616 | | | |
| Nusa Tenggara Timur | 2864 | 1119 | 1482 | 2.601 | 2558 | 929 | 1335 | 2.264 | 5422 | 2.048 | 2.817 | 4.865 | | | |
| Papua | 1963 | 776 | 857 | 1.633 | 1551 | 697 | 621 | 1.318 | 3514 | 1.473 | 1.478 | 2.951 | | | |
| Papua Barat | 1006 | 342 | 514 | 856 | 874 | 314 | 432 | 746 | 1880 | 656 | 946 | 1.602 | | | |
| INDONESIA | 172.788 | 50.843 | 85.981 | 136.824 | 155.453 | 47.294 | 83.657 | 130.951 | 328.241 | 98.137 | 169.638 | 267.775 | | | |

TABEL 7.10 TABLE

JUMLAH DOSEN MENURUT JENIS KELAMIN DAN STATUS KEPEGAWAIAN TIAP PROVINSI

NUMBER OF LECTURERS BASED ON GENDER AND PERSONNEL STATUS BY PROVINCE

LINGKUP / SCOPE : KEMDIKTISAINTEK / MoHEST

STATUS / STATUS : NEGERI + SWASTA AKADEMIK / ACADEMI PUBLIC + PRIVATE

TAHUN / YEAR : 2025

| Provinsi Province | Laki-laki / Male | | | Perempuan/ Female | | | Laki-laki + Perempuan / Male + Female | | |
|----------------------|--------------------------|-------------------|----------------------|--------------------------|-------------------|----------------------|---------------------------------------|-------------------|----------------------|
| | Kemdiktisaintek / MoHEST | | | Kemdiktisaintek / MoHEST | | | Kemdiktisaintek / MoHEST | | |
| | Negeri Public | Swasta Private | Sub.Jml Sub.Total | Negeri Public | Swasta Private | Sub.Jml Sub.Total | Negeri Public | Swasta Private | Sub.Jml Sub.Total |
| (1) | (2) | (3) | (4) | (5) | (6) | (7) | (8) | (9) | (10) |
| D.K.I. Jakarta | 2115 | 12044 | 14.159 | 2460 | 11272 | 13.732 | 4.575 | 23.316 | 27.891 |
| Jawa Barat | 4413 | 11044 | 15.457 | 3483 | 9191 | 12.674 | 7.896 | 20.235 | 28.131 |
| Banten | 879 | 4133 | 5.012 | 980 | 3045 | 4.025 | 1.859 | 7.178 | 9.037 |
| Jawa Tengah | 3848 | 6664 | 10.512 | 3547 | 6761 | 10.308 | 7.395 | 13.425 | 20.820 |
| D.I. Yogyakarta | 3076 | 3707 | 6.783 | 2453 | 3698 | 6.151 | 5.529 | 7.405 | 12.934 |
| Jawa Timur | 5671 | 10148 | 15.819 | 5733 | 10202 | 15.935 | 11.404 | 20.350 | 31.754 |
| Aceh | 1991 | 1385 | 3.376 | 1862 | 1553 | 3.415 | 3.853 | 2.938 | 6.791 |
| Sumatera Utara | 1351 | 4986 | 6.337 | 1480 | 5623 | 7.103 | 2.831 | 10.609 | 13.440 |
| Sumatera Barat | 1664 | 1404 | 3.068 | 1938 | 2260 | 4.198 | 3.602 | 3.664 | 7.266 |
| Riau | 774 | 1669 | 2.443 | 816 | 1851 | 2.667 | 1.590 | 3.520 | 5.110 |
| Kepulauan Riau | 191 | 774 | 965 | 182 | 605 | 787 | 373 | 1.379 | 1.752 |
| Jambi | 667 | 660 | 1.327 | 756 | 738 | 1.494 | 1.423 | 1.398 | 2.821 |
| Sumatera Selatan | 854 | 1667 | 2.521 | 1088 | 2192 | 3.280 | 1.942 | 3.859 | 5.801 |
| Bangka Belitung | 243 | 205 | 448 | 209 | 170 | 379 | 452 | 375 | 827 |
| Bengkulu | 446 | 398 | 844 | 550 | 559 | 1.109 | 996 | 957 | 1.953 |
| Lampung | 1180 | 1297 | 2.477 | 1155 | 1485 | 2.640 | 2.335 | 2.782 | 5.117 |
| Kalimantan Barat | 632 | 737 | 1.369 | 627 | 697 | 1.324 | 1.259 | 1.434 | 2.693 |
| Kalimantan Tengah | 520 | 374 | 894 | 539 | 412 | 951 | 1.059 | 786 | 1.845 |
| Kalimantan Selatan | 834 | 935 | 1.769 | 785 | 972 | 1.757 | 1.619 | 1.907 | 3.526 |
| Kalimantan Timur | 1002 | 1020 | 2.022 | 945 | 833 | 1.778 | 1.947 | 1.853 | 3.800 |
| Kalimantan Utara | 190 | 72 | 262 | 203 | 45 | 248 | 393 | 117 | 510 |
| Sulawesi Utara | 1080 | 636 | 1.716 | 1229 | 687 | 1.916 | 2.309 | 1.323 | 3.632 |
| Gorontalo | 548 | 468 | 1.016 | 545 | 510 | 1.055 | 1.093 | 978 | 2.071 |
| Sulawesi Tengah | 856 | 706 | 1.562 | 720 | 651 | 1.371 | 1.576 | 1.357 | 2.933 |
| Sulawesi Selatan | 2220 | 4679 | 6.899 | 1938 | 4962 | 6.900 | 4.158 | 9.641 | 13.799 |
| Sulawesi Barat | 307 | 378 | 685 | 406 | 363 | 769 | 713 | 741 | 1.454 |
| Sulawesi Tenggara | 1240 | 1073 | 2.313 | 740 | 835 | 1.575 | 1.980 | 1.908 | 3.888 |
| Maluku | 650 | 499 | 1.149 | 717 | 499 | 1.216 | 1.367 | 998 | 2.365 |
| Maluku Utara | 492 | 569 | 1.061 | 368 | 316 | 684 | 860 | 885 | 1.745 |
| Bali | 1640 | 1872 | 3.512 | 1207 | 1756 | 2.963 | 2.847 | 3.628 | 6.475 |
| Nusa Tenggara Barat | 892 | 2281 | 3.173 | 705 | 1602 | 2.307 | 1.597 | 3.883 | 5.480 |
| Nusa Tenggara Timur | 861 | 1408 | 2.269 | 728 | 1260 | 1.988 | 1.589 | 2.668 | 4.257 |
| Papua | 776 | 790 | 1.566 | 697 | 565 | 1.262 | 1.473 | 1.355 | 2.828 |
| Papua Barat | 312 | 484 | 796 | 291 | 410 | 701 | 603 | 894 | 1.497 |
| INDONESIA | 44.415 | 81.166 | 125.581 | 42.082 | 78.580 | 120.662 | 86.497 | 159.746 | 246.243 |

TABEL 7.11 TABLE

JUMLAH DOSEN MENURUT JENIS KELAMIN DAN STATUS KEPEGAWAIAN TIAP PROVINSI

NUMBER OF LECTURERS BASED ON GENDER AND PERSONNEL STATUS BY PROVINCE

LINGKUP / SCOPE : KEMDIKTISAINTEK / MoHEST

STATUS / STATUS : NEGERI + SWASTA VOKASI / VOCATIONAL PUBLIC + PRIVATE

TAHUN / YEAR : 2025

| Provinsi Province | Laki-laki / Male | | | Perempuan/ Female | | | Laki-laki + Perempuan / Male + Female | | |
|----------------------|---------------------------|-------------------|----------------------|---------------------------|-------------------|----------------------|---------------------------------------|-------------------|----------------------|
| | Kemdiiktisaintek / MoHEST | | | Kemdiiktisaintek / MoHEST | | | Kemdiiktisaintek / MoHEST | | |
| | Negeri Public | Swasta Private | Sub.Jml Sub.Total | Negeri Public | Swasta Private | Sub.Jml Sub.Total | Negeri Public | Swasta Private | Sub.Jml Sub.Total |
| (1) | (2) | (3) | (4) | (5) | (6) | (7) | (8) | (9) | (10) |
| D.K.I. Jakarta | 102 | 432 | 534 | 97 | 431 | 528 | 199 | 863 | 1.062 |
| Jawa Barat | 782 | 957 | 1.739 | 626 | 920 | 1.546 | 1.408 | 1.877 | 3.285 |
| Banten | 0 | 190 | 190 | 0 | 127 | 127 | - | 317 | 317 |
| Jawa Tengah | 353 | 560 | 913 | 225 | 469 | 694 | 578 | 1.029 | 1.607 |
| D.I. Yogyakarta | 10 | 247 | 257 | 11 | 263 | 274 | 21 | 510 | 531 |
| Jawa Timur | 1177 | 302 | 1.479 | 930 | 438 | 1.368 | 2.107 | 740 | 2.847 |
| Aceh | 239 | 115 | 354 | 100 | 198 | 298 | 339 | 313 | 652 |
| Sumatera Utara | 206 | 332 | 538 | 216 | 410 | 626 | 422 | 742 | 1.164 |
| Sumatera Barat | 325 | 80 | 405 | 355 | 140 | 495 | 680 | 220 | 900 |
| Riau | 128 | 104 | 232 | 54 | 116 | 170 | 182 | 220 | 402 |
| Kepulauan Riau | 175 | 40 | 215 | 142 | 34 | 176 | 317 | 74 | 391 |
| Jambi | 0 | 48 | 48 | 0 | 39 | 39 | - | 87 | 87 |
| Sumatera Selatan | 271 | 52 | 323 | 357 | 80 | 437 | 628 | 132 | 760 |
| Bangka Belitung | 78 | 19 | 97 | 45 | 16 | 61 | 123 | 35 | 158 |
| Bengkulu | 7 | 31 | 38 | 19 | 23 | 42 | 26 | 54 | 80 |
| Lampung | 175 | 47 | 222 | 281 | 52 | 333 | 456 | 99 | 555 |
| Kalimantan Barat | 376 | 61 | 437 | 272 | 84 | 356 | 648 | 145 | 793 |
| Kalimantan Tengah | 0 | 55 | 55 | 0 | 37 | 37 | - | 92 | 92 |
| Kalimantan Selatan | 236 | 174 | 410 | 177 | 117 | 294 | 413 | 291 | 704 |
| Kalimantan Timur | 342 | 57 | 399 | 204 | 62 | 266 | 546 | 119 | 665 |
| Kalimantan Utara | 18 | 26 | 44 | 16 | 33 | 49 | 34 | 59 | 93 |
| Sulawesi Utara | 206 | 27 | 233 | 174 | 36 | 210 | 380 | 63 | 443 |
| Gorontalo | 0 | 23 | 23 | 0 | 18 | 18 | - | 41 | 41 |
| Sulawesi Tengah | 0 | 44 | 44 | 0 | 55 | 55 | - | 99 | 99 |
| Sulawesi Selatan | 387 | 294 | 681 | 319 | 347 | 666 | 706 | 641 | 1.347 |
| Sulawesi Barat | 0 | 6 | 6 | 0 | 9 | 9 | - | 15 | 15 |
| Sulawesi Tenggara | 0 | 115 | 115 | 0 | 154 | 154 | - | 269 | 269 |
| Maluku | 202 | 9 | 211 | 148 | 11 | 159 | 350 | 20 | 370 |
| Maluku Utara | 0 | 25 | 25 | 0 | 37 | 37 | - | 62 | 62 |
| Bali | 345 | 107 | 452 | 220 | 97 | 317 | 565 | 204 | 769 |
| Nusa Tenggara Barat | 0 | 65 | 65 | 0 | 71 | 71 | - | 136 | 136 |
| Nusa Tenggara Timur | 258 | 74 | 332 | 201 | 75 | 276 | 459 | 149 | 608 |
| Papua | 0 | 67 | 67 | 0 | 56 | 56 | - | 123 | 123 |
| Papua Barat | 30 | 30 | 60 | 23 | 22 | 45 | 53 | 52 | 105 |
| INDONESIA | 6.428 | 4.815 | 11.243 | 5.212 | 5.077 | 10.289 | 11.640 | 9.892 | 21.532 |

TABEL 7.12 TABLE

JUMLAH DOSEN MENURUT JENIS KELAMIN TIAP PERGURUAN TINGGI (PT) NEGERI
NUMBER OF LECTURERS BASED ON GENDER BY PUBLIC HIGHER EDUCATION (HE)
 LINGKUP / SCOPE : KEMDIKTISAINTEK / MoHES
 STATUS / STATUS : NEGERI AKADEMIK / ACADEMIC PUBLIC
 TAHUN / YEAR : 2025

| Perguruan Tinggi <i>College</i> | Laki-laki <i>Male</i> | Perempuan <i>Female</i> | Laki-Laki + Perempuan <i>Male + Female</i> |
|---|--------------------------|----------------------------|---|
| (1) | (2) | (3) | (4) |
| Institut Pertanian Bogor | 746 | 637 | 1.383 |
| Institut Seni Budaya Indonesia Aceh | 43 | 43 | 86 |
| Institut Seni Budaya Indonesia Bandung | 163 | 88 | 251 |
| Institut Seni Budaya Indonesia Kalimantan Timur | - | - | - |
| Institut Seni Budaya Indonesia Sulawesi Selatan | - | - | - |
| Institut Seni Budaya Indonesia Tanah Papua | 22 | 10 | 32 |
| Institut Seni Indonesia Bali | 154 | 79 | 233 |
| Institut Seni Indonesia Padang Panjang | 185 | 108 | 293 |
| Institut Seni Indonesia Surakarta | 184 | 105 | 289 |
| Institut Seni Indonesia Yogyakarta | 247 | 160 | 407 |
| Institut Teknologi Bacharuddin Jusuf Habibie | 53 | 49 | 102 |
| Institut Teknologi Bandung | 947 | 480 | 1.427 |
| Institut Teknologi Kalimantan | 195 | 150 | 345 |
| Institut Teknologi Sepuluh Nopember | 740 | 412 | 1.152 |
| Institut Teknologi Sumatera | 405 | 399 | 804 |
| Universitas Airlangga | 822 | 1.063 | 1.885 |
| Universitas Andalas | 773 | 946 | 1.719 |
| Universitas Bangka Belitung | 243 | 209 | 452 |
| Universitas Bengkulu | 446 | 550 | 996 |
| Universitas Borneo Tarakan | 190 | 203 | 393 |
| Universitas Brawijaya | 1.140 | 1.159 | 2.299 |
| Universitas Cenderawasih | 523 | 468 | 991 |
| Universitas Diponegoro | 994 | 885 | 1.879 |
| Universitas Gadjah Mada | 1.767 | 1.311 | 3.078 |
| Universitas Halu Oleo | 1.014 | 601 | 1.615 |
| Universitas Hasanuddin | 1.161 | 1.009 | 2.170 |
| Universitas Indonesia | 1.159 | 1.269 | 2.428 |
| Universitas Jambi | 667 | 756 | 1.423 |
| Universitas Jember | 783 | 839 | 1.622 |
| Universitas Jenderal Soedirman | 677 | 732 | 1.409 |
| Universitas Khairun | 492 | 368 | 860 |
| Jumlah (1) | 16.935 | 15.088 | 32.023 |

TABEL LANJUTAN 7.12 TABLE CONTINUED

JUMLAH DOSEN MENURUT JENIS KELAMIN TIAP PERGURUAN TINGGI (PT) NEGERI
NUMBER OF LECTURERS BASED ON GENDER BY PUBLIC HIGHER EDUCATION (HE)
 LINGKUP / SCOPE : KEMDIKTISAINTEK / MoHES
 STATUS / STATUS : NEGERI AKADEMIK / ACADEMIC PUBLIC
 TAHUN / YEAR : 2025

| Perguruan Tinggi College | Laki-laki Male | Perempuan Female | Laki-Laki + Perempuan Male + Female |
|---|-------------------|---------------------|--|
| (1) | (2) | (3) | (4) |
| Universitas Lambung Mangkurat | 834 | 785 | 1.619 |
| Universitas Lampung | 775 | 756 | 1.531 |
| Universitas Malikussaleh | 415 | 353 | 768 |
| Universitas Maritim Raja Ali Haji (UMRAH) | 191 | 182 | 373 |
| Universitas Mataram | 892 | 705 | 1.597 |
| Universitas Mulawarman | 807 | 795 | 1.602 |
| Universitas Musamus Merauke | 231 | 219 | 450 |
| Universitas Negeri Gorontalo | 548 | 545 | 1.093 |
| Universitas Negeri Jakarta | 603 | 725 | 1.328 |
| Universitas Negeri Makassar | 1.006 | 880 | 1.886 |
| Universitas Negeri Malang | 634 | 562 | 1.196 |
| Universitas Negeri Manado | 397 | 479 | 876 |
| Universitas Negeri Medan | 650 | 610 | 1.260 |
| Universitas Negeri Padang | 706 | 884 | 1.590 |
| Universitas Negeri Semarang | 678 | 621 | 1.299 |
| Universitas Negeri Surabaya | 859 | 864 | 1.723 |
| Universitas Negeri Yogyakarta | 748 | 698 | 1.446 |
| Universitas Nusa Cendana | 672 | 594 | 1.266 |
| Universitas Padjadjaran | 987 | 987 | 1.974 |
| Universitas Palangka Raya | 520 | 539 | 1.059 |
| Universitas Papua | 312 | 291 | 603 |
| Universitas Pattimura | 650 | 717 | 1.367 |
| Universitas Pembangunan Nasional Veteran Jakarta | 353 | 466 | 819 |
| Universitas Pembangunan Nasional Veteran Jawa Timur | 333 | 502 | 835 |
| Universitas Pembangunan Nasional Veteran Yogyakarta | 314 | 284 | 598 |
| Universitas Pendidikan Ganesha | 400 | 282 | 682 |
| Universitas Pendidikan Indonesia | 892 | 732 | 1.624 |
| Universitas Riau | 774 | 816 | 1.590 |
| Universitas Sam Ratulangi | 683 | 750 | 1.433 |
| Universitas Samudra | 229 | 245 | 474 |
| Universitas Sebelas Maret | 1.088 | 952 | 2.040 |
| Jumlah (2) | 19.181 | 18.820 | 38.001 |

TABEL LANJUTAN 7.12 TABLE CONTINUED

JUMLAH DOSEN MENURUT JENIS KELAMIN TIAP PERGURUAN TINGGI (PT) NEGERI
NUMBER OF LECTURERS BASED ON GENDER BY PUBLIC HIGHER EDUCATION (HE)
 LINGKUP / SCOPE : KEMDIKTISAINTEK / MoHES
 STATUS / STATUS : NEGERI AKADEMIK / ACADEMIC PUBLIC
 TAHUN / YEAR : 2025

| Perguruan Tinggi <i>College</i> | Laki-laki <i>Male</i> | Perempuan <i>Female</i> | Laki-Laki + Perempuan <i>Male + Female</i> |
|---|--------------------------|----------------------------|---|
| (1) | (2) | (3) | (4) |
| Universitas Sembilanbelas November Kolaka | 226 | 139 | 365 |
| Universitas Siliwangi | 301 | 245 | 546 |
| Universitas Singaperbangsa Karawang | 377 | 314 | 691 |
| Universitas Sriwijaya | 854 | 1.088 | 1.942 |
| Universitas Sulawesi Barat | 307 | 406 | 713 |
| Universitas Sultan Ageng Tirtayasa | 547 | 560 | 1.107 |
| Universitas Sumatera Utara | 701 | 870 | 1.571 |
| Universitas Syiah Kuala | 1.041 | 991 | 2.032 |
| Universitas Tadulako | 856 | 720 | 1.576 |
| Universitas Tanjungpura | 632 | 627 | 1.259 |
| Universitas Terbuka | 332 | 420 | 752 |
| Universitas Teuku Umar | 263 | 230 | 493 |
| Universitas Tidar | 227 | 252 | 479 |
| Universitas Timor | 189 | 134 | 323 |
| Universitas Trunodjoyo Madura | 360 | 332 | 692 |
| Universitas Udayana | 1.086 | 846 | 1.932 |
| Jumlah (3) | 8.299 | 8.174 | 16.473 |
| Pendidikan Tinggi Akademik | 44.415 | 42.082 | 86.497 |

TABEL 7.13 TABLE

JUMLAH DOSEN MENURUT JENIS KELAMIN TIAP PERGURUAN TINGGI (PT) NEGERI
NUMBER OF LECTURERS BASED ON GENDER BY PUBLIC HIGHER EDUCATION (HE)
 LINGKUP / SCOPE : KEMDIKTISAINTEK / MoHES
 STATUS / STATUS : NEGERI VOKASI / VOCATIONAL PUBLIC
 TAHUN / YEAR : 2025

| Perguruan Tinggi College | Laki-laki Male | Perempuan Female | Laki-Laki + Perempuan Male + Female |
|---|-------------------|---------------------|--|
| (1) | (2) | (3) | (4) |
| Akademi Komunitas Negeri Aceh Barat | 18 | 7 | 25 |
| Akademi Komunitas Negeri Pacitan | 16 | 6 | 22 |
| Akademi Komunitas Negeri Putra Sang Fajar Blitar | 17 | 11 | 28 |
| Akademi Komunitas Negeri Rejang Lebong | 7 | 19 | 26 |
| Akademi Komunitas Negeri Seni dan Budaya Yogyakarta | 10 | 11 | 21 |
| Politeknik Elektronika Negeri Surabaya | 168 | 85 | 253 |
| Politeknik Manufaktur Bandung | 107 | 39 | 146 |
| Politeknik Manufaktur Negeri Bangka Belitung | 78 | 45 | 123 |
| Politeknik Maritim Negeri Indonesia | 31 | 20 | 51 |
| Politeknik Negeri Ambon | 147 | 94 | 241 |
| Politeknik Negeri Bali | 345 | 220 | 565 |
| Politeknik Negeri Balikpapan | 59 | 50 | 109 |
| Politeknik Negeri Bandung | 326 | 270 | 596 |
| Politeknik Negeri Banjarmasin | 144 | 84 | 228 |
| Politeknik Negeri Banyuwangi | 98 | 70 | 168 |
| Politeknik Negeri Batam | 175 | 142 | 317 |
| Politeknik Negeri Bengkalis | 128 | 54 | 182 |
| Politeknik Negeri Cilacap | 73 | 53 | 126 |
| Politeknik Negeri Fakfak | 30 | 23 | 53 |
| Politeknik Negeri Indramayu | 68 | 32 | 100 |
| Politeknik Negeri Jakarta | 219 | 233 | 452 |
| Politeknik Negeri Jember | 225 | 237 | 462 |
| Politeknik Negeri Ketapang | 53 | 35 | 88 |
| Politeknik Negeri Kupang | 157 | 92 | 249 |
| Politeknik Negeri Lampung | 175 | 281 | 456 |
| Politeknik Negeri Lhokseumawe | 221 | 93 | 314 |
| Politeknik Negeri Madiun | 95 | 49 | 144 |
| Politeknik Negeri Madura | 42 | 36 | 78 |
| Politeknik Negeri Malang | 371 | 318 | 689 |
| Politeknik Negeri Manado | 178 | 142 | 320 |
| Politeknik Negeri Medan | 206 | 216 | 422 |
| Jumlah (1) | 3.987 | 3.067 | 7.054 |

TABEL LANJUTAN 7.13 TABLE CONTINUED

JUMLAH DOSEN MENURUT JENIS KELAMIN TIAP PERGURUAN TINGGI (PT) NEGERI
NUMBER OF LECTURERS BASED ON GENDER BY PUBLIC HIGHER EDUCATION (HE)

LINGKUP / SCOPE : KEMDIKTISAINTEK / MoHES
 STATUS / STATUS : NEGERI VOKASI / VOCATIONAL PUBLIC
 TAHUN / YEAR : 2025

| Perguruan Tinggi <i>College</i> | Laki-laki <i>Male</i> | Perempuan <i>Female</i> | Laki-Laki + Perempuan <i>Male + Female</i> |
|--|--------------------------|----------------------------|---|
| (1) | (2) | (3) | (4) |
| Politeknik Negeri Media Kreatif | 102 | 97 | 199 |
| Politeknik Negeri Nunukan | 18 | 16 | 34 |
| Politeknik Negeri Nusa Utara | 28 | 32 | 60 |
| Politeknik Negeri Padang | 231 | 222 | 453 |
| Politeknik Negeri Pontianak | 252 | 183 | 435 |
| Politeknik Negeri Samarinda | 206 | 103 | 309 |
| Politeknik Negeri Sambas | 71 | 54 | 125 |
| Politeknik Negeri Semarang | 249 | 152 | 401 |
| Politeknik Negeri Sriwijaya | 271 | 357 | 628 |
| Politeknik Negeri Subang | 62 | 52 | 114 |
| Politeknik Negeri Tanah Laut | 92 | 93 | 185 |
| Politeknik Negeri Ujung Pandang | 291 | 199 | 490 |
| Politeknik Perikanan Negeri Tual | 55 | 54 | 109 |
| Politeknik Perkapalan Negeri Surabaya | 145 | 118 | 263 |
| Politeknik Pertanian Negeri Kupang | 101 | 109 | 210 |
| Politeknik Pertanian Negeri Pangkajene Kepulauan | 96 | 120 | 216 |
| Politeknik Pertanian Negeri Payakumbuh | 94 | 133 | 227 |
| Politeknik Pertanian Negeri Samarinda | 77 | 51 | 128 |
| Jumlah (2) | 2.441 | 2.145 | 4.586 |
| Pendidikan Tinggi Vokasi | 6.428 | 5.212 | 11.640 |
| Kemdiktisaintek | 50.843 | 47.294 | 98.137 |

TABEL 7.14 TABLE
JUMLAH DOSEN MENURUT JENIS KELAMIN TIAP LLDIKTI
 NUMBER OF LECTURERS BASED ON GENDER BY REGIONAL OFFICE
 LINGKUP / SCOPE : KEMDIKTISAINTEK / MoHES
 STATUS / STATUS : SWASTA / PRIVATE
 TAHUN / YEAR : 2025

| LLDIkti <i>Regional Office</i> | Laki-laki <i>Male</i> | Perempuan <i>Female</i> | Laki-Laki + Perempuan <i>Male + Female</i> |
|-----------------------------------|--------------------------|----------------------------|---|
| (1) | (2) | (2) | (2) |
| LLDIKTI I | 5.318 | 6.033 | 11.351 |
| LLDIKTI II | 3.716 | 4.577 | 8.293 |
| LLDIKTI III | 12.646 | 11.928 | 24.574 |
| LLDIKTI IV | 16.154 | 13.058 | 29.212 |
| LLDIKTI V | 3.954 | 3.961 | 7.915 |
| LLDIKTI VI | 7.224 | 7.230 | 14.454 |
| LLDIKTI VII | 10.450 | 10.640 | 21.090 |
| LLDIKTI VIII | 4.325 | 3.526 | 7.851 |
| LLDIKTI IX | 6.545 | 6.670 | 13.215 |
| LLDIKTI X | 2.192 | 3.177 | 5.369 |
| LLDIKTI XI | 3.511 | 3.292 | 6.803 |
| LLDIKTI XII | 1.102 | 863 | 1.965 |
| LLDIKTI XIII | 1.500 | 1.751 | 3.251 |
| LLDIKTI XIV | 1.371 | 1.053 | 2.424 |
| LLDIKTI XV | 1.482 | 1.335 | 2.817 |
| LLDIKTI XVI | 1.904 | 1.957 | 3.861 |
| LLDIKTI XVII | 2.587 | 2.606 | 5.193 |
| Jumlah | 85.981 | 83.657 | 169.638 |

TABEL 7.15 TABLE
JUMLAH DOSEN MENURUT JENIS KELAMIN TIAP LLDIKTI
NUMBER OF LECTURERS BASED ON GENDER BY REGIONAL OFFICE
 LINGKUP / SCOPE : KEMDIKTISAINTEK / MoHES
 STATUS / STATUS : SWASTA AKADEMIK / ACADEMIC PRIVATE
 TAHUN / YEAR : 2025

| LLDIkti <i>Regional Office</i> | Laki-laki <i>Male</i> | Perempuan <i>Female</i> | Laki-Laki + Perempuan <i>Male + Female</i> |
|--|---------------------------------|-----------------------------------|--|
| (1) | (2) | (2) | (2) |
| LLDIKTI I | 4.986 | 5.623 | 10.609 |
| LLDIKTI II | 3.567 | 4.406 | 7.973 |
| LLDIKTI III | 12.203 | 11.472 | 23.675 |
| LLDIKTI IV | 15.018 | 12.036 | 27.054 |
| LLDIKTI V | 3.707 | 3.698 | 7.405 |
| LLDIKTI VI | 6.664 | 6.761 | 13.425 |
| LLDIKTI VII | 10.148 | 10.202 | 20.350 |
| LLDIKTI VIII | 4.153 | 3.358 | 7.511 |
| LLDIKTI IX | 6.130 | 6.160 | 12.290 |
| LLDIKTI X | 2.064 | 2.998 | 5.062 |
| LLDIKTI XI | 3.138 | 2.959 | 6.097 |
| LLDIKTI XII | 1.068 | 815 | 1.883 |
| LLDIKTI XIII | 1.385 | 1.553 | 2.938 |
| LLDIKTI XIV | 1.274 | 975 | 2.249 |
| LLDIKTI XV | 1.408 | 1.260 | 2.668 |
| LLDIKTI XVI | 1.810 | 1.848 | 3.658 |
| LLDIKTI XVII | 2.443 | 2.456 | 4.899 |
| Jumlah | 81.166 | 78.580 | 159.746 |

TABEL 7.16 TABLE
JUMLAH DOSEN MENURUT JENIS KELAMIN TIAP LLDIKTI
NUMBER OF LECTURERS BASED ON GENDER BY REGIONAL OFFICE
 LINGKUP / SCOPE : KEMDIKTISAINTEK / MoHES
 STATUS / STATUS : SWASTA VOKASI / VOCATIONAL PRIVATE
 TAHUN / YEAR : 2025

| LLDIkti <i>Regional Office</i> | Laki-laki <i>Male</i> | Perempuan <i>Female</i> | Laki-Laki + Perempuan <i>Male + Female</i> |
|-----------------------------------|--------------------------|----------------------------|---|
| (1) | (2) | (2) | (2) |
| LLDIKTI I | 332 | 410 | 742 |
| LLDIKTI II | 149 | 171 | 320 |
| LLDIKTI III | 443 | 456 | 899 |
| LLDIKTI IV | 1.136 | 1.022 | 2.158 |
| LLDIKTI V | 247 | 263 | 510 |
| LLDIKTI VI | 560 | 469 | 1.029 |
| LLDIKTI VII | 302 | 438 | 740 |
| LLDIKTI VIII | 172 | 168 | 340 |
| LLDIKTI IX | 415 | 510 | 925 |
| LLDIKTI X | 128 | 179 | 307 |
| LLDIKTI XI | 373 | 333 | 706 |
| LLDIKTI XII | 34 | 48 | 82 |
| LLDIKTI XIII | 115 | 198 | 313 |
| LLDIKTI XIV | 97 | 78 | 175 |
| LLDIKTI XV | 74 | 75 | 149 |
| LLDIKTI XVI | 94 | 109 | 203 |
| LLDIKTI XVII | 144 | 150 | 294 |
| Jumlah | 4.815 | 5.077 | 9.892 |

TABEL 7.17 TABLE

JUMLAH DOSEN MENURUT STATUS KEPEGAWAIAN DAN PENDIDIKAN TERTINGGI TIAP PROVINSI
NUMBER OF LECTURERS BASED ON PERSONNEL STATUS AND HIGHEST CERTIFICATE BY PROVINCE
 LINGKUP / SCOPE : NASIONAL / NATIONAL
 STATUS / STATUS : NEGERI+SWASTA / PUBLIC+PRIVATE
 TAHUN / YEAR : 2025

| Provinsi Province | Tetap / Full Time | | | | | | Subjml Sub-total |
|----------------------|-----------------------|---------------------|--------------------|------------------|-----------------------|-------------------------|---------------------|
| | Diploma < Bachelor | Sarjana Bachelor | Magister Master | Doktoral Ph.D | Profesi Profession | Spesialis Specialist | |
| (1) | (2) | (3) | (4) | (5) | (6) | (7) | (8) |
| D.K.I. Jakarta | 1 | 24 | 19.068 | 8.905 | 4 | 630 | 28.632 |
| Jawa Barat | 2 | 37 | 25.788 | 11.093 | 6 | 257 | 37.183 |
| Banten | 2 | 8 | 9.167 | 2.278 | - | 24 | 11.479 |
| Jawa Tengah | 10 | 17 | 18.835 | 6.787 | 12 | 303 | 25.964 |
| D.I. Yogyakarta | - | 4 | 8.783 | 5.328 | - | 154 | 14.269 |
| Jawa Timur | 5 | 24 | 29.904 | 11.520 | 17 | 676 | 42.146 |
| Aceh | 1 | 5 | 7.347 | 1.989 | 1 | 105 | 9.448 |
| Sumatera Utara | 5 | 13 | 13.348 | 3.536 | 7 | 225 | 17.134 |
| Sumatera Barat | - | 3 | 6.770 | 2.528 | 2 | 126 | 9.429 |
| Riau | - | - | 5.235 | 1.649 | - | 55 | 6.939 |
| Kepulauan Riau | - | 3 | 2.054 | 464 | - | 42 | 2.563 |
| Jambi | - | 1 | 3.567 | 875 | - | 14 | 4.457 |
| Sumatera Selatan | - | 7 | 5.960 | 1.550 | 2 | 100 | 7.619 |
| Bangka Belitung | - | 1 | 962 | 165 | - | 2 | 1.130 |
| Bengkulu | - | 3 | 2.002 | 670 | - | 1 | 2.676 |
| Lampung | - | 6 | 5.970 | 1.472 | 1 | 54 | 7.503 |
| Kalimantan Barat | - | - | 3.422 | 775 | 1 | 9 | 4.207 |
| Kalimantan Tengah | - | 1 | 1.814 | 448 | 4 | 17 | 2.284 |
| Kalimantan Selatan | - | 1 | 3.771 | 914 | 1 | 31 | 4.718 |
| Kalimantan Timur | - | 5 | 3.718 | 984 | - | 38 | 4.745 |
| Kalimantan Utara | - | 1 | 502 | 106 | - | - | 609 |
| Sulawesi Utara | - | 19 | 3.382 | 1.201 | 5 | 57 | 4.664 |
| Gorontalo | - | 2 | 1.687 | 591 | 2 | 14 | 2.296 |
| Sulawesi Tengah | 1 | 3 | 2.447 | 929 | 6 | 18 | 3.404 |
| Sulawesi Selatan | 2 | 24 | 11.764 | 5.209 | 20 | 149 | 17.168 |
| Sulawesi Barat | 1 | 1 | 1.456 | 176 | 2 | - | 1.636 |
| Sulawesi Tenggara | - | 5 | 3.384 | 1.016 | 3 | 7 | 4.415 |
| Maluku | - | 24 | 2.443 | 657 | 1 | 10 | 3.135 |
| Maluku Utara | - | 6 | 1.641 | 379 | - | 6 | 2.032 |
| Bali | - | - | 4.938 | 2.239 | - | 165 | 7.342 |
| Nusa Tenggara Barat | 2 | 1 | 5.650 | 1.149 | 1 | 79 | 6.882 |
| Nusa Tenggara Timur | 2 | 4 | 4.510 | 686 | 3 | 8 | 5.213 |
| Papua | - | 10 | 2.677 | 517 | 7 | 16 | 3.227 |
| Papua Barat | - | 2 | 1.436 | 320 | 4 | 2 | 1.764 |
| INDONESIA | 34 | 265 | 225.402 | 79.105 | 112 | 3.394 | 308.312 |

Ket :

Jumlah dosen (L+P) / The number of lecturers (M/F) = 324.174

Jumlah riwayat pendidikan tertinggi dosen yang tidak dilaporkan / The number of missing values of highest certificate = 580

TABEL LANJUTAN 7.17 TABLE CONTINUED

JUMLAH DOSEN MENURUT STATUS KEPEGAWAIAN DAN PENDIDIKAN TERTINGGI TIAP PROVINSI
NUMBER OF LECTURERS BASED ON PERSONNEL STATUS AND HIGHEST CERTIFICATE BY PROVINCE
 LINGKUP / SCOPE : NASIONAL / NATIONAL
 STATUS / STATUS : NEGERI+SWASTA / PUBLIC+PRIVATE
 TAHUN / YEAR : 2025

| Provinsi <i>Province</i> | Tidak Tetap / Part Time | | | | | | Subjml <i>Sub-total</i> | Jumlah <i>Total</i> |
|-----------------------------|---------------------------------|----------------------------|---------------------------|-------------------------|------------------------------|--------------------------------|----------------------------|------------------------|
| | Diploma <i>< Bachelor</i> | Sarjana <i>Bachelor</i> | Magister <i>Master</i> | Doktoral <i>Ph.D</i> | Profesi <i>Profession</i> | Spesialis <i>Specialist</i> | | |
| (1) | (9) | (10) | (11) | (12) | (13) | (14) | (15) | (16) |
| D.K.I. Jakarta | 3 | 17 | 619 | 1.044 | 3 | 295 | 1.981 | 30.613 |
| Jawa Barat | - | 13 | 1.031 | 897 | 2 | 268 | 2.211 | 39.394 |
| Banten | - | 2 | 530 | 275 | 5 | 63 | 875 | 12.354 |
| Jawa Tengah | 6 | 8 | 495 | 439 | 2 | 173 | 1.123 | 27.087 |
| D.I. Yogyakarta | 3 | 1 | 170 | 250 | - | 174 | 598 | 14.867 |
| Jawa Timur | 3 | 3 | 693 | 710 | 3 | 324 | 1.736 | 43.882 |
| Aceh | 1 | 3 | 232 | 67 | - | 96 | 399 | 9.847 |
| Sumatera Utara | - | 7 | 419 | 209 | 2 | 63 | 700 | 17.834 |
| Sumatera Barat | 1 | 2 | 206 | 94 | 1 | 154 | 458 | 9.887 |
| Riau | - | - | 120 | 67 | 1 | 89 | 277 | 7.216 |
| Kepulauan Riau | 1 | 6 | 91 | 42 | - | 9 | 149 | 2.712 |
| Jambi | - | 3 | 113 | 31 | 7 | 56 | 210 | 4.667 |
| Sumatera Selatan | - | 1 | 179 | 125 | - | 135 | 440 | 8.059 |
| Bangka Belitung | - | - | 34 | 12 | - | 7 | 53 | 1.183 |
| Bengkulu | - | - | 24 | 11 | - | 13 | 48 | 2.724 |
| Lampung | - | 5 | 147 | 86 | 1 | 91 | 330 | 7.833 |
| Kalimantan Barat | - | - | 81 | 18 | - | 15 | 114 | 4.321 |
| Kalimantan Tengah | - | - | 63 | 21 | 2 | 43 | 129 | 2.413 |
| Kalimantan Selatan | - | - | 155 | 96 | - | 74 | 325 | 5.043 |
| Kalimantan Timur | - | 1 | 137 | 71 | - | 62 | 271 | 5.016 |
| Kalimantan Utara | - | - | 18 | 3 | - | - | 21 | 630 |
| Sulawesi Utara | - | 1 | 106 | 51 | - | 11 | 169 | 4.833 |
| Gorontalo | - | 1 | 78 | 28 | - | 15 | 122 | 2.418 |
| Sulawesi Tengah | - | - | 136 | 28 | - | 11 | 175 | 3.579 |
| Sulawesi Selatan | 6 | 7 | 566 | 317 | 4 | 181 | 1.081 | 18.249 |
| Sulawesi Barat | - | 1 | 93 | 11 | - | 4 | 109 | 1.745 |
| Sulawesi Tenggara | 4 | 2 | 144 | 34 | 1 | - | 185 | 4.600 |
| Maluku | - | 5 | 74 | 18 | - | 2 | 99 | 3.234 |
| Maluku Utara | - | 1 | 54 | 11 | - | - | 66 | 2.098 |
| Bali | - | - | 291 | 158 | - | 187 | 636 | 7.978 |
| Nusa Tenggara Barat | - | 1 | 125 | 36 | - | 139 | 301 | 7.183 |
| Nusa Tenggara Timur | - | 1 | 121 | 28 | 3 | 2 | 155 | 5.368 |
| Papua | - | 1 | 188 | 38 | - | 1 | 228 | 3.455 |
| Papua Barat | - | 2 | 64 | 17 | - | 5 | 88 | 1.852 |
| INDONESIA | 28 | 95 | 7.597 | 5.343 | 37 | 2.762 | 15.862 | 324.174 |

TABEL 7.18 TABLE

JUMLAH DOSEN MENURUT STATUS KEPEGAWAIAN DAN PENDIDIKAN TERTINGGI TIAP PROVINSI
NUMBER OF LECTURERS BASED ON PERSONNEL STATUS AND HIGHEST CERTIFICATE BY PROVINCE
 LINGKUP / SCOPE : KEMDIKTISAINTEK / MoHEST
 STATUS / STATUS : NEGERI+SWASTA / PUBLIC+PRIVATE
 TAHUN / YEAR : 2025

| Provinsi <i>Province</i> | Tetap / Full Time | | | | | | Subjml <i>Sub-total</i> |
|-----------------------------|---------------------------------|----------------------------|---------------------------|-------------------------|------------------------------|--------------------------------|----------------------------|
| | Diploma <i>< Bachelor</i> | Sarjana <i>Bachelor</i> | Magister <i>Master</i> | Doktoral <i>Ph.D</i> | Profesi <i>Profession</i> | Spesialis <i>Specialist</i> | |
| (1) | (2) | (3) | (4) | (5) | (6) | (7) | (8) |
| D.K.I. Jakarta | 1 | 23 | 17.575 | 8.169 | 4 | 629 | 26.401 |
| Jawa Barat | 1 | 31 | 20.039 | 9.086 | 6 | 238 | 29.401 |
| Banten | 2 | 5 | 7.370 | 1.310 | - | 8 | 8.695 |
| Jawa Tengah | 8 | 15 | 15.278 | 5.564 | 12 | 300 | 21.177 |
| D.I. Yogyakarta | - | 2 | 7.828 | 4.791 | - | 153 | 12.774 |
| Jawa Timur | 5 | 23 | 22.934 | 9.313 | 11 | 669 | 32.955 |
| Aceh | 1 | 5 | 5.519 | 1.407 | 1 | 105 | 7.038 |
| Sumatera Utara | 5 | 12 | 10.944 | 2.765 | 7 | 224 | 13.957 |
| Sumatera Barat | - | 1 | 5.550 | 2.088 | 2 | 126 | 7.767 |
| Riau | - | - | 3.975 | 1.210 | - | 55 | 5.240 |
| Kepulauan Riau | - | 2 | 1.612 | 349 | - | 42 | 2.005 |
| Jambi | - | 1 | 2.191 | 544 | - | 14 | 2.750 |
| Sumatera Selatan | - | 5 | 4.771 | 1.257 | 2 | 100 | 6.135 |
| Bangka Belitung | - | 1 | 805 | 130 | - | 2 | 938 |
| Bengkulu | - | 3 | 1.490 | 462 | - | 1 | 1.956 |
| Lampung | - | 2 | 4.236 | 1.059 | 1 | 53 | 5.351 |
| Kalimantan Barat | - | - | 2.738 | 600 | 1 | 9 | 3.348 |
| Kalimantan Tengah | - | - | 1.418 | 330 | 3 | 16 | 1.767 |
| Kalimantan Selatan | - | 1 | 3.113 | 732 | 1 | 30 | 3.877 |
| Kalimantan Timur | - | 4 | 3.261 | 836 | - | 38 | 4.139 |
| Kalimantan Utara | - | 1 | 467 | 103 | - | - | 571 |
| Sulawesi Utara | - | 18 | 2.804 | 1.040 | 5 | 57 | 3.924 |
| Gorontalo | - | 2 | 1.489 | 479 | 2 | 14 | 1.986 |
| Sulawesi Tengah | 1 | 2 | 2.014 | 807 | 6 | 18 | 2.848 |
| Sulawesi Selatan | 2 | 19 | 9.642 | 4.248 | 18 | 145 | 14.074 |
| Sulawesi Barat | 1 | 1 | 1.214 | 125 | 2 | - | 1.343 |
| Sulawesi Tenggara | - | 5 | 3.026 | 934 | 2 | 7 | 3.974 |
| Maluku | - | 20 | 2.044 | 551 | 1 | 9 | 2.625 |
| Maluku Utara | - | 5 | 1.395 | 326 | - | 6 | 1.732 |
| Bali | - | - | 4.425 | 2.014 | - | 165 | 6.604 |
| Nusa Tenggara Barat | - | 1 | 4.333 | 884 | 1 | 79 | 5.298 |
| Nusa Tenggara Timur | - | 4 | 4.069 | 612 | 3 | 8 | 4.696 |
| Papua | - | 9 | 2.233 | 452 | 7 | 16 | 2.717 |
| Papua Barat | - | 2 | 1.227 | 268 | 4 | 1 | 1.502 |
| INDONESIA | 27 | 225 | 183.029 | 64.845 | 102 | 3.337 | 251.565 |

Ket :

Jumlah dosen (L+P) Kemdiktisaintek / The number of lecturers (M/F) of MoHEST = 265.069

Jumlah riwayat pendidikan tertinggi dosen yang tidak dilaporkan / The number of missing values of highest certificate = 348

TABEL LANJUTAN 7.18 TABLE CONTINUED

JUMLAH DOSEN MENURUT STATUS KEPEGAWAIAN DAN PENDIDIKAN TERTINGGI TIAP PROVINSI
NUMBER OF LECTURERS BASED ON PERSONNEL STATUS AND HIGHEST CERTIFICATE BY PROVINCE
 LINGKUP / SCOPE : KEMDIKTISAINTEK / MoHES
 STATUS / STATUS : NEGERI+SWASTA / PUBLIC+PRIVATE
 TAHUN / YEAR : 2025

| Provinsi <i>Province</i> | Tidak Tetap / Part Time | | | | | | Subjml <i>Sub-total</i> | Jumlah <i>Total</i> |
|-----------------------------|---------------------------------|----------------------------|---------------------------|-------------------------|------------------------------|--------------------------------|----------------------------|------------------------|
| | Diploma <i>< Bachelor</i> | Sarjana <i>Bachelor</i> | Magister <i>Master</i> | Doktoral <i>Ph.D</i> | Profesi <i>Profession</i> | Spesialis <i>Specialist</i> | | |
| (1) | (9) | (10) | (11) | (12) | (13) | (14) | (15) | (16) |
| D.K.I. Jakarta | 2 | 15 | 576 | 958 | 3 | 295 | 1.849 | 28.250 |
| Jawa Barat | - | 12 | 798 | 699 | 2 | 264 | 1.775 | 31.176 |
| Banten | - | 2 | 368 | 188 | - | 30 | 588 | 9.283 |
| Jawa Tengah | 6 | 8 | 363 | 407 | 2 | 172 | 958 | 22.135 |
| D.I. Yogyakarta | - | - | 144 | 226 | - | 174 | 544 | 13.318 |
| Jawa Timur | 3 | 2 | 518 | 625 | 3 | 322 | 1.473 | 34.428 |
| Aceh | 1 | 3 | 200 | 59 | - | 96 | 359 | 7.397 |
| Sumatera Utara | - | 6 | 327 | 163 | 2 | 63 | 561 | 14.518 |
| Sumatera Barat | 1 | 2 | 119 | 80 | 1 | 154 | 357 | 8.124 |
| Riau | - | - | 91 | 55 | 1 | 89 | 236 | 5.476 |
| Kepulauan Riau | 1 | 6 | 71 | 27 | - | 9 | 114 | 2.119 |
| Jambi | - | 3 | 48 | 20 | 7 | 56 | 134 | 2.884 |
| Sumatera Selatan | - | - | 118 | 115 | - | 135 | 368 | 6.503 |
| Bangka Belitung | - | - | 23 | 12 | - | 7 | 42 | 980 |
| Bengkulu | - | - | 16 | 6 | - | 13 | 35 | 1.991 |
| Lampung | - | 5 | 114 | 68 | 1 | 91 | 279 | 5.630 |
| Kalimantan Barat | - | - | 65 | 12 | - | 15 | 92 | 3.440 |
| Kalimantan Tengah | - | - | 61 | 20 | 2 | 43 | 126 | 1.893 |
| Kalimantan Selatan | - | - | 138 | 93 | - | 74 | 305 | 4.182 |
| Kalimantan Timur | - | 1 | 128 | 66 | - | 62 | 257 | 4.396 |
| Kalimantan Utara | - | - | 16 | 3 | - | - | 19 | 590 |
| Sulawesi Utara | - | 1 | 69 | 35 | - | 11 | 116 | 4.040 |
| Gorontalo | - | 1 | 73 | 25 | - | 15 | 114 | 2.100 |
| Sulawesi Tengah | - | - | 124 | 25 | - | 11 | 160 | 3.008 |
| Sulawesi Selatan | 1 | 7 | 504 | 285 | 3 | 170 | 970 | 15.044 |
| Sulawesi Barat | - | 1 | 84 | 9 | - | 4 | 98 | 1.441 |
| Sulawesi Tenggara | 4 | 2 | 124 | 31 | 1 | - | 162 | 4.136 |
| Maluku | - | 5 | 52 | 15 | - | 2 | 74 | 2.699 |
| Maluku Utara | - | 1 | 34 | 10 | - | - | 45 | 1.777 |
| Bali | - | - | 274 | 149 | - | 187 | 610 | 7.214 |
| Nusa Tenggara Barat | - | 1 | 119 | 33 | - | 139 | 292 | 5.590 |
| Nusa Tenggara Timur | - | 1 | 97 | 25 | 3 | 2 | 128 | 4.824 |
| Papua | - | 1 | 154 | 31 | - | 1 | 187 | 2.904 |
| Papua Barat | - | 2 | 55 | 15 | - | 5 | 77 | 1.579 |
| INDONESIA | 19 | 88 | 6.065 | 4.590 | 31 | 2.711 | 13.504 | 265.069 |

TABEL 7.19 TABLE

JUMLAH DOSEN MENURUT STATUS KEPEGAWAIAN DAN PENDIDIKAN TERTINGGI TIAP PROVINSI
NUMBER OF LECTURERS BASED ON PERSONNEL STATUS AND HIGHEST CERTIFICATE BY PROVINCE
 LINGKUP / SCOPE : KEMDIKTISAINTEK / MoHESST
 STATUS / STATUS : NEGERI / PUBLIC
 TAHUN / YEAR : 2025

| Provinsi Province | Tetap / Full Time | | | | | | Subjml Sub-total |
|----------------------|-----------------------|---------------------|--------------------|------------------|-----------------------|-------------------------|---------------------|
| | Diploma < Bachelor | Sarjana Bachelor | Magister Master | Doktoral Ph.D | Profesi Profession | Spesialis Specialist | |
| (1) | (2) | (3) | (4) | (5) | (6) | (7) | (8) |
| D.K.I. Jakarta | - | 2 | 1.962 | 2.048 | 2 | 92 | 4.106 |
| Jawa Barat | - | 5 | 4.244 | 4.571 | 2 | 77 | 8.899 |
| Banten | - | - | 1.293 | 515 | - | 3 | 1.811 |
| Jawa Tengah | - | - | 4.574 | 2.845 | 7 | 141 | 7.567 |
| D.I. Yogyakarta | - | 1 | 2.377 | 2.772 | - | 65 | 5.215 |
| Jawa Timur | - | 1 | 7.766 | 4.843 | 7 | 283 | 12.900 |
| Aceh | - | - | 2.806 | 1.109 | 1 | 78 | 3.994 |
| Sumatera Utara | - | - | 1.975 | 1.088 | 6 | 83 | 3.152 |
| Sumatera Barat | - | - | 2.533 | 1.445 | 1 | 68 | 4.047 |
| Riau | - | - | 1.074 | 525 | - | 28 | 1.627 |
| Kepulauan Riau | - | 1 | 545 | 88 | - | - | 634 |
| Jambi | - | 1 | 942 | 388 | - | 5 | 1.336 |
| Sumatera Selatan | - | - | 1.665 | 623 | - | 70 | 2.358 |
| Bangka Belitung | - | 1 | 482 | 77 | - | 2 | 562 |
| Bengkulu | - | - | 671 | 311 | - | 1 | 983 |
| Lampung | - | - | 1.944 | 681 | 1 | 19 | 2.645 |
| Kalimantan Barat | - | - | 1.431 | 399 | 1 | 9 | 1.840 |
| Kalimantan Tengah | - | - | 701 | 249 | 3 | 8 | 961 |
| Kalimantan Selatan | - | - | 1.373 | 496 | 1 | 27 | 1.897 |
| Kalimantan Timur | - | 1 | 1.776 | 557 | - | 16 | 2.350 |
| Kalimantan Utara | - | - | 327 | 95 | - | - | 422 |
| Sulawesi Utara | - | 13 | 1.706 | 877 | 4 | 55 | 2.655 |
| Gorontalo | - | 2 | 693 | 336 | 1 | 1 | 1.033 |
| Sulawesi Tengah | - | 1 | 868 | 613 | 2 | 6 | 1.490 |
| Sulawesi Selatan | - | 3 | 2.377 | 1.942 | 6 | 47 | 4.375 |
| Sulawesi Barat | - | 1 | 585 | 76 | 1 | - | 663 |
| Sulawesi Tenggara | - | 2 | 1.241 | 673 | 1 | 7 | 1.924 |
| Maluku | - | 8 | 1.216 | 461 | 1 | 9 | 1.695 |
| Maluku Utara | - | - | 602 | 238 | - | 4 | 844 |
| Bali | - | - | 1.755 | 1.232 | - | 97 | 3.084 |
| Nusa Tenggara Barat | - | - | 976 | 473 | - | 32 | 1.481 |
| Nusa Tenggara Timur | - | 1 | 1.638 | 337 | 3 | 7 | 1.986 |
| Papua | - | 5 | 1.105 | 293 | 7 | 16 | 1.426 |
| Papua Barat | - | 1 | 455 | 169 | 4 | 1 | 630 |
| INDONESIA | - | 50 | 57.678 | 33.445 | 62 | 1.357 | 92.592 |

Ket :

Jumlah dosen (L+P) PTN / The number of lecturers (M/F) of Public Higher Education = 97.556

Jumlah riwayat pendidikan tertinggi dosen yang tidak dilaporkan / The number of missing values of highest certificate = 174

TABEL LANJUTAN 7.19 TABLE CONTINUED

JUMLAH DOSEN MENURUT STATUS KEPEGAWAIAN DAN PENDIDIKAN TERTINGGI TIAP PROVINSI
NUMBER OF LECTURERS BASED ON PERSONNEL STATUS AND HIGHEST CERTIFICATE BY PROVINCE
 LINGKUP / SCOPE : KEMDIKTISAINTEK / MoHESST
 STATUS / STATUS : NEGERI / PUBLIC
 TAHUN / YEAR : 2025

| Provinsi <i>Province</i> | Tidak Tetap / Part Time | | | | | | Subjml <i>Sub-total</i> | Jumlah <i>Total</i> |
|-----------------------------|---------------------------------|----------------------------|---------------------------|-------------------------|------------------------------|--------------------------------|----------------------------|------------------------|
| | Diploma <i>< Bachelor</i> | Sarjana <i>Bachelor</i> | Magister <i>Master</i> | Doktoral <i>Ph.D</i> | Profesi <i>Profession</i> | Spesialis <i>Specialist</i> | | |
| (1) | (9) | (10) | (11) | (12) | (13) | (14) | (15) | (16) |
| D.K.I. Jakarta | - | - | 70 | 373 | 2 | 218 | 663 | 4.769 |
| Jawa Barat | - | - | 91 | 179 | - | 104 | 374 | 9.273 |
| Banten | - | - | 14 | 2 | - | 29 | 45 | 1.856 |
| Jawa Tengah | - | - | 65 | 153 | 1 | 81 | 300 | 7.867 |
| D.I. Yogyakarta | - | - | 34 | 147 | - | 140 | 321 | 5.536 |
| Jawa Timur | - | - | 99 | 260 | 2 | 224 | 585 | 13.485 |
| Aceh | 1 | 1 | 66 | 18 | - | 85 | 171 | 4.165 |
| Sumatera Utara | - | - | 24 | 24 | - | 16 | 64 | 3.216 |
| Sumatera Barat | 1 | 2 | 40 | 47 | 1 | 120 | 211 | 4.258 |
| Riau | - | - | 34 | 12 | 1 | 67 | 114 | 1.741 |
| Kepulauan Riau | 1 | 6 | 27 | 5 | - | 8 | 47 | 681 |
| Jambi | - | 1 | 12 | 2 | 7 | 55 | 77 | 1.413 |
| Sumatera Selatan | - | - | 36 | 48 | - | 122 | 206 | 2.564 |
| Bangka Belitung | - | - | 2 | 1 | - | 7 | 10 | 572 |
| Bengkulu | - | - | 2 | - | - | 13 | 15 | 998 |
| Lampung | - | 5 | 44 | 22 | 1 | 66 | 138 | 2.783 |
| Kalimantan Barat | - | - | 24 | 3 | - | 14 | 41 | 1.881 |
| Kalimantan Tengah | - | - | 27 | 10 | 2 | 43 | 82 | 1.043 |
| Kalimantan Selatan | - | - | 18 | 34 | - | 74 | 126 | 2.023 |
| Kalimantan Timur | - | - | 36 | 7 | - | 58 | 101 | 2.451 |
| Kalimantan Utara | - | - | 3 | 1 | - | - | 4 | 426 |
| Sulawesi Utara | - | - | 2 | 12 | - | 10 | 24 | 2.679 |
| Gorontalo | - | - | 36 | 2 | - | 10 | 48 | 1.081 |
| Sulawesi Tengah | - | - | 73 | 3 | - | 4 | 80 | 1.570 |
| Sulawesi Selatan | 1 | - | 231 | 106 | 3 | 131 | 472 | 4.847 |
| Sulawesi Barat | - | - | 41 | 3 | - | 4 | 48 | 711 |
| Sulawesi Tenggara | - | - | 44 | 3 | - | - | 47 | 1.971 |
| Maluku | - | - | 9 | 5 | - | 1 | 15 | 1.710 |
| Maluku Utara | - | - | 9 | 2 | - | - | 11 | 855 |
| Bali | - | - | 92 | 79 | - | 142 | 313 | 3.397 |
| Nusa Tenggara Barat | - | 1 | 37 | 10 | - | 61 | 109 | 1.590 |
| Nusa Tenggara Timur | - | - | 39 | 5 | - | 2 | 46 | 2.032 |
| Papua | - | - | 31 | 3 | - | - | 34 | 1.460 |
| Papua Barat | - | 1 | 16 | - | - | 5 | 22 | 652 |
| INDONESIA | 4 | 17 | 1.428 | 1.581 | 20 | 1.914 | 4.964 | 97.556 |

TABEL 7.20 TABLE

JUMLAH DOSEN MENURUT STATUS KEPEGAWAIAN DAN PENDIDIKAN TERTINGGI TIAP PROVINSI
NUMBER OF LECTURERS BASED ON PERSONNEL STATUS AND HIGHEST CERTIFICATE BY PROVINCE
 LINGKUP / SCOPE : KEMDIKTISAINTEK / MoHES
 STATUS / STATUS : SWASTA / PRIVATE
 TAHUN / YEAR : 2025

| Provinsi Province | Tetap / Full Time | | | | | | Subjml Sub-total |
|----------------------|-----------------------|---------------------|--------------------|------------------|-----------------------|-------------------------|---------------------|
| | Diploma < Bachelor | Sarjana Bachelor | Magister Master | Doktoral Ph.D | Profesi Profession | Spesialis Specialist | |
| (1) | (2) | (3) | (4) | (5) | (6) | (7) | (8) |
| D.K.I. Jakarta | 1 | 21 | 15.613 | 6.121 | 2 | 537 | 22.295 |
| Jawa Barat | 1 | 26 | 15.795 | 4.515 | 4 | 161 | 20.502 |
| Banten | 2 | 5 | 6.077 | 795 | - | 5 | 6.884 |
| Jawa Tengah | 8 | 15 | 10.704 | 2.719 | 5 | 159 | 13.610 |
| D.I. Yogyakarta | - | 1 | 5.451 | 2.019 | - | 88 | 7.559 |
| Jawa Timur | 5 | 22 | 15.168 | 4.470 | 4 | 386 | 20.055 |
| Aceh | 1 | 5 | 2.713 | 298 | - | 27 | 3.044 |
| Sumatera Utara | 5 | 12 | 8.969 | 1.677 | 1 | 141 | 10.805 |
| Sumatera Barat | - | 1 | 3.017 | 643 | 1 | 58 | 3.720 |
| Riau | - | - | 2.901 | 685 | - | 27 | 3.613 |
| Kepulauan Riau | - | 1 | 1.067 | 261 | - | 42 | 1.371 |
| Jambi | - | - | 1.249 | 156 | - | 9 | 1.414 |
| Sumatera Selatan | - | 5 | 3.106 | 634 | 2 | 30 | 3.777 |
| Bangka Belitung | - | - | 323 | 53 | - | - | 376 |
| Bengkulu | - | 3 | 819 | 151 | - | - | 973 |
| Lampung | - | 2 | 2.292 | 378 | - | 34 | 2.706 |
| Kalimantan Barat | - | - | 1.307 | 201 | - | - | 1.508 |
| Kalimantan Tengah | - | - | 717 | 81 | - | 8 | 806 |
| Kalimantan Selatan | - | 1 | 1.740 | 236 | - | 3 | 1.980 |
| Kalimantan Timur | - | 3 | 1.485 | 279 | - | 22 | 1.789 |
| Kalimantan Utara | - | 1 | 140 | 8 | - | - | 149 |
| Sulawesi Utara | - | 5 | 1.098 | 163 | 1 | 2 | 1.269 |
| Gorontalo | - | - | 796 | 143 | 1 | 13 | 953 |
| Sulawesi Tengah | 1 | 1 | 1.146 | 194 | 4 | 12 | 1.358 |
| Sulawesi Selatan | 2 | 16 | 7.265 | 2.306 | 12 | 98 | 9.699 |
| Sulawesi Barat | 1 | - | 629 | 49 | 1 | - | 680 |
| Sulawesi Tenggara | - | 3 | 1.785 | 261 | 1 | - | 2.050 |
| Maluku | - | 12 | 828 | 90 | - | - | 930 |
| Maluku Utara | - | 5 | 793 | 88 | - | 2 | 888 |
| Bali | - | - | 2.670 | 782 | - | 68 | 3.520 |
| Nusa Tenggara Barat | - | 1 | 3.357 | 411 | 1 | 47 | 3.817 |
| Nusa Tenggara Timur | - | 3 | 2.431 | 275 | - | 1 | 2.710 |
| Papua | - | 4 | 1.128 | 159 | - | - | 1.291 |
| Papua Barat | - | 1 | 772 | 99 | - | - | 872 |
| INDONESIA | 27 | 175 | 125.351 | 31.400 | 40 | 1.980 | 158.973 |

Ket :

Jumlah dosen (L+P) PTS / The number of lecturers (M/F) of Private Higher Education = 167.513

Jumlah riwayat pendidikan tertinggi dosen yang tidak dilaporkan / The number of missing values of highest certificate = 174

TABEL LANJUTAN 7.20 TABLE CONTINUED

JUMLAH DOSEN MENURUT STATUS KEPEGAWAIAN DAN PENDIDIKAN TERTINGGI TIAP PROVINSI
NUMBER OF LECTURERS BASED ON PERSONNEL STATUS AND HIGHEST CERTIFICATE BY PROVINCE
 LINGKUP / SCOPE : KEMDIKTISAINTEK / MoHESST
 STATUS / STATUS : SWASTA / PRIVATE
 TAHUN / YEAR : 2025

| Provinsi <i>Province</i> | Tidak Tetap / Part Time | | | | | | Subjml <i>Sub-total</i> | Jumlah <i>Total</i> |
|-----------------------------|---------------------------------|----------------------------|---------------------------|-------------------------|------------------------------|--------------------------------|----------------------------|------------------------|
| | Diploma <i>< Bachelor</i> | Sarjana <i>Bachelor</i> | Magister <i>Master</i> | Doktoral <i>Ph.D</i> | Profesi <i>Profession</i> | Spesialis <i>Specialist</i> | | |
| (1) | (9) | (10) | (11) | (12) | (13) | (14) | (15) | (16) |
| D.K.I. Jakarta | 2 | 15 | 506 | 585 | 1 | 77 | 1.186 | 23.481 |
| Jawa Barat | - | 12 | 707 | 520 | 2 | 160 | 1.401 | 21.903 |
| Banten | - | 2 | 354 | 186 | - | 1 | 543 | 7.427 |
| Jawa Tengah | 6 | 8 | 298 | 254 | 1 | 91 | 658 | 14.268 |
| D.I. Yogyakarta | - | - | 110 | 79 | - | 34 | 223 | 7.782 |
| Jawa Timur | 3 | 2 | 419 | 365 | 1 | 98 | 888 | 20.943 |
| Aceh | - | 2 | 134 | 41 | - | 11 | 188 | 3.232 |
| Sumatera Utara | - | 6 | 303 | 139 | 2 | 47 | 497 | 11.302 |
| Sumatera Barat | - | - | 79 | 33 | - | 34 | 146 | 3.866 |
| Riau | - | - | 57 | 43 | - | 22 | 122 | 3.735 |
| Kepulauan Riau | - | - | 44 | 22 | - | 1 | 67 | 1.438 |
| Jambi | - | 2 | 36 | 18 | - | 1 | 57 | 1.471 |
| Sumatera Selatan | - | - | 82 | 67 | - | 13 | 162 | 3.939 |
| Bangka Belitung | - | - | 21 | 11 | - | - | 32 | 408 |
| Bengkulu | - | - | 14 | 6 | - | - | 20 | 993 |
| Lampung | - | - | 70 | 46 | - | 25 | 141 | 2.847 |
| Kalimantan Barat | - | - | 41 | 9 | - | 1 | 51 | 1.559 |
| Kalimantan Tengah | - | - | 34 | 10 | - | - | 44 | 850 |
| Kalimantan Selatan | - | - | 120 | 59 | - | - | 179 | 2.159 |
| Kalimantan Timur | - | 1 | 92 | 59 | - | 4 | 156 | 1.945 |
| Kalimantan Utara | - | - | 13 | 2 | - | - | 15 | 164 |
| Sulawesi Utara | - | 1 | 67 | 23 | - | 1 | 92 | 1.361 |
| Gorontalo | - | 1 | 37 | 23 | - | 5 | 66 | 1.019 |
| Sulawesi Tengah | - | - | 51 | 22 | - | 7 | 80 | 1.438 |
| Sulawesi Selatan | - | 7 | 273 | 179 | - | 39 | 498 | 10.197 |
| Sulawesi Barat | - | 1 | 43 | 6 | - | - | 50 | 730 |
| Sulawesi Tenggara | 4 | 2 | 80 | 28 | 1 | - | 115 | 2.165 |
| Maluku | - | 5 | 43 | 10 | - | 1 | 59 | 989 |
| Maluku Utara | - | 1 | 25 | 8 | - | - | 34 | 922 |
| Bali | - | - | 182 | 70 | - | 45 | 297 | 3.817 |
| Nusa Tenggara Barat | - | - | 82 | 23 | - | 78 | 183 | 4.000 |
| Nusa Tenggara Timur | - | 1 | 58 | 20 | 3 | - | 82 | 2.792 |
| Papua | - | 1 | 123 | 28 | - | 1 | 153 | 1.444 |
| Papua Barat | - | 1 | 39 | 15 | - | - | 55 | 927 |
| INDONESIA | 15 | 71 | 4.637 | 3.009 | 11 | 797 | 8.540 | 167.513 |

TABEL 7.21 TABLE

JUMLAH DOSEN MENURUT STATUS KEPEGAWAIAN DAN PENDIDIKAN TERTINGGI TIAP PERGURUAN TINGGI (PT) NEGERI
NUMBER OF LECTURERS BASED ON PERSONNEL STATUS AND HIGHEST CERTIFICATE BY PUBLIC HIGHER EDUCATION (HE)
 LINGKUP / SCOPE : KEMDIKTISAINTEK / MoHES
 STATUS / STATUS : NEGERI AKADEMIK / ACADEMIC PUBLIC
 TAHUN / YEAR : 2025

| Perguruan Tinggi College | Tetap / Full Time | | | | | | Subjml Sub-total |
|---|-----------------------|---------------------|--------------------|------------------|-----------------------|-------------------------|---------------------|
| | Diploma < Bachelor | Sarjana Bachelor | Magister Master | Doktoral Ph.D | Profesi Profession | Spesialis Specialist | |
| (1) | (2) | (3) | (4) | (5) | (6) | (7) | (8) |
| Institut Pertanian Bogor | - | - | 424 | 924 | - | 11 | 1.359 |
| Institut Seni Budaya Indonesia Aceh | - | - | 81 | 5 | - | - | 86 |
| Institut Seni Budaya Indonesia Bandung | - | - | 201 | 48 | - | 1 | 250 |
| Institut Seni Budaya Indonesia Kalimantan Timur | - | - | - | - | - | - | - |
| Institut Seni Budaya Indonesia Sulawesi Selatan | - | - | - | - | - | - | - |
| Institut Seni Budaya Indonesia Tanah Papua | - | - | 18 | 2 | - | - | 20 |
| Institut Seni Indonesia Bali | - | - | 162 | 71 | - | - | 233 |
| Institut Seni Indonesia Padang Panjang | - | - | 243 | 41 | - | - | 284 |
| Institut Seni Indonesia Surakarta | - | - | 234 | 51 | - | - | 285 |
| Institut Seni Indonesia Yogyakarta | - | - | 339 | 68 | - | - | 407 |
| Institut Teknologi Bacharuddin Jusuf Habibie | - | - | 97 | 4 | - | - | 101 |
| Institut Teknologi Bandung | - | 2 | 242 | 1.183 | - | - | 1.427 |
| Institut Teknologi Kalimantan | - | - | 284 | 21 | - | - | 305 |
| Institut Teknologi Sepuluh Nopember | - | - | 508 | 609 | - | 10 | 1.127 |
| Institut Teknologi Sumatera | - | - | 654 | 121 | - | - | 775 |
| Universitas Airlangga | - | 1 | 643 | 878 | 2 | 138 | 1.662 |
| Universitas Andalas | - | - | 741 | 755 | 1 | 60 | 1.557 |
| Universitas Bangka Belitung | - | 1 | 367 | 69 | - | 2 | 439 |
| Universitas Bengkulu | - | - | 656 | 311 | - | 1 | 968 |
| Universitas Borneo Tarakan | - | - | 295 | 95 | - | - | 390 |
| Universitas Brawijaya | - | - | 994 | 1.039 | 1 | 84 | 2.118 |
| Universitas Cenderawasih | - | 5 | 718 | 237 | 7 | 16 | 983 |
| Universitas Diponegoro | - | - | 932 | 821 | 1 | 60 | 1.814 |
| Universitas Gadjah Mada | - | 1 | 883 | 1.809 | - | 64 | 2.757 |
| Universitas Halu Oleo | - | 2 | 918 | 637 | 1 | 6 | 1.564 |
| Universitas Hasanuddin | - | 1 | 543 | 1.133 | 6 | 46 | 1.729 |
| Universitas Indonesia | - | 1 | 514 | 1.367 | 1 | 74 | 1.957 |
| Universitas Jambi | - | 1 | 942 | 388 | - | 5 | 1.336 |
| Universitas Jember | - | - | 1.065 | 475 | 2 | 19 | 1.561 |
| Universitas Jenderal Soedirman | - | - | 879 | 453 | 4 | 23 | 1.359 |
| Universitas Khairun | - | - | 602 | 238 | - | 4 | 844 |
| Jumlah (1) | - | 15 | 15.179 | 13.853 | 26 | 624 | 29.697 |

Ket :

Jumlah dosen (L+P) PTN Akademik / The number of lecturers (M/F) of Academic Public Higher Education = 85.996

Jumlah riwayat pendidikan tertinggi dosen yang tidak dilaporkan / The number of missing values of highest certificate = 156

TABEL LANJUTAN 7.21 TABLE CONTINUED

JUMLAH DOSEN MENURUT STATUS KEPEGAWAIAN DAN PENDIDIKAN TERTINGGI TIAP PERGURUAN TINGGI (PT) NEGERI
NUMBER OF LECTURERS BASED ON PERSONNEL STATUS AND HIGHEST CERTIFICATE BY PUBLIC HIGHER EDUCATION (HE)
 LINGKUP / SCOPE : KEMDIKTISAINTEK / MoHES
 STATUS / STATUS : NEGERI AKADEMIK / ACADEMIC PUBLIC
 TAHUN / YEAR : 2025

| Tidak Tetap / Part Time | | | | | | Subjml Sub-total | Jumlah Total |
|-------------------------|---------------------|--------------------|------------------|-----------------------|-------------------------|---------------------|-----------------|
| Diploma < Bachelor | Sarjana Bachelor | Magister Master | Doktoral Ph.D | Profesi Profession | Spesialis Specialist | | |
| (9) | (10) | (11) | (12) | (13) | (14) | (15) | (16) |
| - | - | - | 13 | - | - | 13 | 1.372 |
| - | - | - | - | - | - | - | 86 |
| - | - | - | 1 | - | - | 1 | 251 |
| - | - | - | - | - | - | - | - |
| - | - | - | - | - | - | - | - |
| - | - | 6 | 1 | - | - | 7 | 27 |
| - | - | - | - | - | - | - | 233 |
| - | - | 6 | 1 | - | - | 7 | 291 |
| - | - | 3 | - | - | - | 3 | 288 |
| - | - | - | - | - | - | - | 407 |
| - | - | - | 1 | - | - | 1 | 102 |
| - | - | - | - | - | - | - | 1.427 |
| - | - | 5 | - | - | - | 5 | 310 |
| - | - | 8 | 8 | - | 5 | 21 | 1.148 |
| - | - | 14 | 15 | - | - | 29 | 804 |
| - | - | 3 | 135 | - | 78 | 216 | 1.878 |
| - | - | 15 | 25 | 1 | 105 | 146 | 1.703 |
| - | - | 2 | 1 | - | 7 | 10 | 449 |
| - | - | 1 | - | - | 13 | 14 | 982 |
| - | - | 1 | 1 | - | - | 2 | 392 |
| - | - | 16 | 91 | - | 71 | 178 | 2.296 |
| - | - | 1 | 1 | - | - | 2 | 985 |
| - | - | 3 | 39 | - | 13 | 55 | 1.869 |
| - | - | 29 | 140 | - | 140 | 309 | 3.066 |
| - | - | 42 | 3 | - | - | 45 | 1.609 |
| - | - | 211 | 102 | - | 121 | 434 | 2.163 |
| - | - | 20 | 331 | - | 120 | 471 | 2.428 |
| - | 1 | 12 | 2 | 7 | 55 | 77 | 1.413 |
| - | - | 6 | 5 | - | 46 | 57 | 1.618 |
| - | - | 6 | 1 | - | 32 | 39 | 1.398 |
| - | - | 9 | 2 | - | - | 11 | 855 |
| - | 1 | 419 | 919 | 8 | 806 | 2.153 | 31.850 |

TABEL LANJUTAN 7.21 TABLE CONTINUED

JUMLAH DOSEN MENURUT STATUS KEPEGAWAIAN DAN PENDIDIKAN TERTINGGI TIAP PERGURUAN TINGGI (PT) NEGERI
NUMBER OF LECTURERS BASED ON PERSONNEL STATUS AND HIGHEST CERTIFICATE BY PUBLIC HIGHER EDUCATION (HE)
 LINGKUP / SCOPE : KEMDIKTISAINTEK / MoHES
 STATUS / STATUS : NEGERI AKADEMIK / ACADEMIC PUBLIC
 TAHUN / YEAR : 2025

| Perguruan Tinggi College | Tetap / Full Time | | | | | | Subjml Sub-total |
|---|-----------------------|---------------------|--------------------|------------------|-----------------------|-------------------------|---------------------|
| | Diploma < Bachelor | Sarjana Bachelor | Magister Master | Doktoral Ph.D | Profesi Profession | Spesialis Specialist | |
| (1) | (2) | (3) | (4) | (5) | (6) | (7) | (8) |
| Universitas Lambung Mangkurat | - | - | 984 | 476 | 1 | 27 | 1.488 |
| Universitas Lampung | - | - | 877 | 521 | 1 | 19 | 1.418 |
| Universitas Malikussaleh | - | - | 535 | 198 | - | 13 | 746 |
| Universitas Maritim Raja Ali Haji (UMRAH) | - | - | 283 | 69 | - | - | 352 |
| Universitas Mataram | - | - | 976 | 473 | - | 32 | 1.481 |
| Universitas Mulawarman | - | 1 | 1.028 | 474 | - | 16 | 1.519 |
| Universitas Musamus Merauke | - | - | 369 | 54 | - | - | 423 |
| Universitas Negeri Gorontalo | - | 2 | 693 | 336 | 1 | 1 | 1.033 |
| Universitas Negeri Jakarta | - | - | 768 | 526 | - | 3 | 1.297 |
| Universitas Negeri Makassar | - | 1 | 1.197 | 657 | - | 1 | 1.856 |
| Universitas Negeri Malang | - | - | 629 | 557 | - | 8 | 1.194 |
| Universitas Negeri Manado | - | 10 | 575 | 286 | - | 1 | 872 |
| Universitas Negeri Medan | - | - | 882 | 376 | - | - | 1.258 |
| Universitas Negeri Padang | - | - | 965 | 563 | - | 8 | 1.536 |
| Universitas Negeri Semarang | - | - | 732 | 514 | - | 5 | 1.251 |
| Universitas Negeri Surabaya | - | - | 1.033 | 641 | 2 | 16 | 1.692 |
| Universitas Negeri Yogyakarta | - | - | 723 | 715 | - | 1 | 1.439 |
| Universitas Nusa Cendana | - | - | 952 | 249 | 3 | 7 | 1.211 |
| Universitas Padjadjaran | - | - | 527 | 1.121 | 2 | 60 | 1.710 |
| Universitas Palangka Raya | - | - | 701 | 249 | 3 | 8 | 961 |
| Universitas Papua | - | 1 | 407 | 169 | 4 | 1 | 582 |
| Universitas Pattimura | - | 4 | 907 | 424 | 1 | 9 | 1.345 |
| Universitas Pembangunan Nasional Veteran Jakarta | - | - | 501 | 139 | 1 | 15 | 656 |
| Universitas Pembangunan Nasional Veteran Jawa Timur | - | - | 642 | 161 | - | 8 | 811 |
| Universitas Pembangunan Nasional Veteran Yogyakarta | - | - | 412 | 180 | - | - | 592 |
| Universitas Pendidikan Ganesha | - | - | 351 | 275 | - | 2 | 628 |
| Universitas Pendidikan Indonesia | - | - | 782 | 796 | - | 5 | 1.583 |
| Universitas Riau | - | - | 911 | 517 | - | 28 | 1.456 |
| Universitas Sam Ratulangi | - | 2 | 816 | 530 | 4 | 53 | 1.405 |
| Universitas Samudra | - | - | 383 | 81 | - | - | 464 |
| Universitas Sebelas Maret | - | - | 867 | 894 | 2 | 53 | 1.816 |
| Jumlah (2) | - | 21 | 22.408 | 13.221 | 25 | 400 | 36.075 |

Ket :

Jumlah dosen (L+P) PTN Akademik / The number of lecturers (M/F) of Academic Public Higher Education = 85.996

Jumlah riwayat pendidikan tertinggi dosen yang tidak dilaporkan / The number of missing values of highest certificate = 156

TABEL LANJUTAN 7.21 TABLE CONTINUED

JUMLAH DOSEN MENURUT STATUS KEPEGAWAIAN DAN PENDIDIKAN TERTINGGI TIAP PERGURUAN TINGGI (PT) NEGERI
NUMBER OF LECTURERS BASED ON PERSONNEL STATUS AND HIGHEST CERTIFICATE BY PUBLIC HIGHER EDUCATION (HE)
 LINGKUP / SCOPE : KEMDIKTISAINTEK / MoHES
 STATUS / STATUS : NEGERI AKADEMIK / ACADEMIC PUBLIC
 TAHUN / YEAR : 2025

| Tidak Tetap / Part Time | | | | | | Subjml Sub-total | Jumlah Total |
|-------------------------|---------------------|--------------------|------------------|-----------------------|-------------------------|---------------------|-----------------|
| Diploma < Bachelor | Sarjana Bachelor | Magister Master | Doktoral Ph.D | Profesi Profession | Spesialis Specialist | | |
| (9) | (10) | (11) | (12) | (13) | (14) | (15) | (16) |
| - | - | 15 | 33 | - | 74 | 122 | 1.610 |
| - | 5 | 28 | 7 | 1 | 66 | 107 | 1.525 |
| - | - | 4 | 2 | - | 12 | 18 | 764 |
| - | - | 8 | 4 | - | 8 | 20 | 372 |
| - | 1 | 37 | 10 | - | 61 | 109 | 1.590 |
| - | - | 17 | 5 | - | 58 | 80 | 1.599 |
| - | - | 24 | 1 | - | - | 25 | 448 |
| - | - | 36 | 2 | - | 10 | 48 | 1.081 |
| - | - | 13 | 17 | - | - | 30 | 1.327 |
| - | - | 10 | 1 | 1 | 10 | 22 | 1.878 |
| - | - | - | 1 | - | - | 1 | 1.195 |
| - | - | - | 1 | - | - | 1 | 873 |
| - | - | - | - | - | - | - | 1.258 |
| - | - | 15 | 21 | - | 15 | 51 | 1.587 |
| - | - | 40 | 4 | - | 4 | 48 | 1.299 |
| - | - | 8 | 12 | 1 | 10 | 31 | 1.723 |
| - | - | 1 | 4 | - | - | 5 | 1.444 |
| - | - | 33 | 5 | - | 2 | 40 | 1.251 |
| - | - | 48 | 112 | - | 96 | 256 | 1.966 |
| - | - | 27 | 10 | 2 | 43 | 82 | 1.043 |
| - | 1 | 11 | - | - | 5 | 17 | 599 |
| - | - | 9 | 5 | - | 1 | 15 | 1.360 |
| - | - | 36 | 25 | 2 | 98 | 161 | 817 |
| - | - | 12 | 2 | 1 | 9 | 24 | 835 |
| - | - | 3 | 3 | - | - | 6 | 598 |
| - | - | 12 | 1 | - | 39 | 52 | 680 |
| - | - | 12 | 21 | - | 8 | 41 | 1.624 |
| - | - | 25 | 11 | 1 | 67 | 104 | 1.560 |
| - | - | 2 | 10 | - | 10 | 22 | 1.427 |
| - | - | 10 | - | - | - | 10 | 474 |
| - | - | 6 | 107 | 1 | 32 | 146 | 1.962 |
| - | 7 | 502 | 437 | 10 | 738 | 1.694 | 37.769 |

TABEL LANJUTAN 7.21 TABLE CONTINUED

JUMLAH DOSEN MENURUT STATUS KEPEGAWAIAN DAN PENDIDIKAN TERTINGGI TIAP PERGURUAN TINGGI (PT) NEGERI
NUMBER OF LECTURERS BASED ON PERSONNEL STATUS AND HIGHEST CERTIFICATE BY PUBLIC HIGHER EDUCATION (HE)
 LINGKUP / SCOPE : KEMDIKTISAINTEK / MoHES
 STATUS / STATUS : NEGERI AKADEMIK / ACADEMIC PUBLIC
 TAHUN / YEAR : 2025

| Perguruan Tinggi College | Tetap / Full Time | | | | | | Subjml Sub-total |
|---|-----------------------|---------------------|--------------------|------------------|-----------------------|-------------------------|---------------------|
| | Diploma < Bachelor | Sarjana Bachelor | Magister Master | Doktoral Ph.D | Profesi Profession | Spesialis Specialist | |
| (1) | (2) | (3) | (4) | (5) | (6) | (7) | (8) |
| Universitas Sembilanbelas November Kolaka | - | - | 323 | 36 | - | 1 | 360 |
| Universitas Siliwangi | - | - | 417 | 112 | - | - | 529 |
| Universitas Singaperbangsa Karawang | - | - | 458 | 200 | - | - | 658 |
| Universitas Sriwijaya | - | - | 1.095 | 565 | - | 70 | 1.730 |
| Universitas Sulawesi Barat | - | 1 | 585 | 76 | 1 | - | 663 |
| Universitas Sultan Ageng Tirtayasa | - | - | 758 | 299 | - | 3 | 1.060 |
| Universitas Sumatera Utara | - | - | 710 | 674 | 6 | 83 | 1.473 |
| Universitas Syiah Kuala | - | - | 1.080 | 737 | 1 | 65 | 1.883 |
| Universitas Tadulako | - | 1 | 868 | 613 | 2 | 6 | 1.490 |
| Universitas Tanjungpura | - | - | 852 | 352 | 1 | 9 | 1.214 |
| Universitas Terbuka | - | - | 535 | 216 | - | - | 751 |
| Universitas Teuku Umar | - | - | 431 | 52 | - | - | 483 |
| Universitas Tidar | - | - | 404 | 66 | - | - | 470 |
| Universitas Timor | - | 1 | 287 | 31 | - | - | 319 |
| Universitas Trunodjoyo Madura | - | - | 456 | 225 | - | - | 681 |
| Universitas Udayana | - | - | 756 | 810 | - | 95 | 1.661 |
| Jumlah (3) | - | 3 | 10.015 | 5.064 | 11 | 332 | 15.425 |
| Pendidikan Tinggi Akademik | - | 39 | 47.602 | 32.138 | 62 | 1.356 | 81.197 |

Ket :

Jumlah dosen (L+P) PTN Akademik / The number of lecturers (M/F) of Academic Public Higher Education = 85.996

Jumlah riwayat pendidikan tertinggi dosen yang tidak dilaporkan / The number of missing values of highest certificate = 156

TABEL LANJUTAN 7.21 TABLE CONTINUED

JUMLAH DOSEN MENURUT STATUS KEPEGAWAIAN DAN PENDIDIKAN TERTINGGI TIAP PERGURUAN TINGGI (PT) NEGERI
NUMBER OF LECTURERS BASED ON PERSONNEL STATUS AND HIGHEST CERTIFICATE BY PUBLIC HIGHER EDUCATION (HE)
 LINGKUP / SCOPE : KEMDIKTISAINTEK / MoHES
 STATUS / STATUS : NEGERI AKADEMIK / ACADEMIC PUBLIC
 TAHUN / YEAR : 2025

| Tidak Tetap / Part Time | | | | | | Subjml Sub-total | Jumlah Total |
|-------------------------|---------------------|--------------------|------------------|-----------------------|-------------------------|---------------------|-----------------|
| Diploma < Bachelor | Sarjana Bachelor | Magister Master | Doktoral Ph.D | Profesi Profession | Spesialis Specialist | | |
| (9) | (10) | (11) | (12) | (13) | (14) | (15) | (16) |
| - | - | 2 | - | - | - | 2 | 362 |
| - | - | 9 | 8 | - | - | 17 | 546 |
| - | - | 11 | 22 | - | - | 33 | 691 |
| - | - | 36 | 48 | - | 122 | 206 | 1.936 |
| - | - | 41 | 3 | - | 4 | 48 | 711 |
| - | - | 14 | 2 | - | 29 | 45 | 1.105 |
| - | - | 24 | 24 | - | 16 | 64 | 1.537 |
| - | 1 | 43 | 16 | - | 73 | 133 | 2.016 |
| - | - | 73 | 3 | - | 4 | 80 | 1.570 |
| - | - | 21 | 3 | - | 14 | 38 | 1.252 |
| - | - | - | - | - | - | - | 751 |
| - | - | 8 | - | - | - | 8 | 491 |
| - | - | 3 | 1 | - | - | 4 | 474 |
| - | - | 4 | - | - | - | 4 | 323 |
| - | - | 5 | - | - | 5 | 10 | 691 |
| - | - | 79 | 78 | - | 103 | 260 | 1.921 |
| - | 1 | 373 | 208 | - | 370 | 952 | 16.377 |
| - | 9 | 1.294 | 1.564 | 18 | 1.914 | 4.799 | 85.996 |

TABEL 7.22 TABLE

JUMLAH DOSEN MENURUT STATUS KEPEGAWAIAN DAN PENDIDIKAN TERTINGGI TIAP PERGURUAN TINGGI (PT) NEGERI
NUMBER OF LECTURERS BASED ON PERSONNEL STATUS AND HIGHEST CERTIFICATE BY PUBLIC HIGHER EDUCATION (HE)
 LINGKUP / SCOPE : KEMDIKTISAINTEK / MoHES
 STATUS / STATUS : NEGERI VOKASI / VOCATIONAL PUBLIC
 TAHUN / YEAR : 2025

| Perguruan Tinggi College | Tetap / Full Time | | | | | | Subjml Sub-total |
|---|-----------------------|---------------------|--------------------|------------------|-----------------------|-------------------------|---------------------|
| | Diploma < Bachelor | Sarjana Bachelor | Magister Master | Doktoral Ph.D | Profesi Profession | Spesialis Specialist | |
| (1) | (2) | (3) | (4) | (5) | (6) | (7) | (8) |
| Akademi Komunitas Negeri Aceh Barat | - | - | 17 | 1 | - | - | 18 |
| Akademi Komunitas Negeri Pacitan | - | - | 22 | - | - | - | 22 |
| Akademi Komunitas Negeri Putra Sang Fajar Blitar | - | - | 27 | 1 | - | - | 28 |
| Akademi Komunitas Negeri Rejang Lebong | - | - | 15 | - | - | - | 15 |
| Akademi Komunitas Negeri Seni dan Budaya Yogyakarta | - | - | 20 | - | - | - | 20 |
| Politeknik Elektronika Negeri Surabaya | - | - | 195 | 58 | - | - | 253 |
| Politeknik Manufaktur Bandung | - | 1 | 125 | 16 | - | - | 142 |
| Politeknik Manufaktur Negeri Bangka Belitung | - | - | 115 | 8 | - | - | 123 |
| Politeknik Maritim Negeri Indonesia | - | - | 45 | 3 | - | - | 48 |
| Politeknik Negeri Ambon | - | 4 | 215 | 22 | - | - | 241 |
| Politeknik Negeri Bali | - | - | 486 | 76 | - | - | 562 |
| Politeknik Negeri Balikpapan | - | - | 100 | 8 | - | - | 108 |
| Politeknik Negeri Bandung | - | 1 | 498 | 95 | - | - | 594 |
| Politeknik Negeri Banjarmasin | - | - | 212 | 16 | - | - | 228 |
| Politeknik Negeri Banyuwangi | - | - | 161 | 3 | - | - | 164 |
| Politeknik Negeri Batam | - | 1 | 262 | 19 | - | - | 282 |
| Politeknik Negeri Bengkalis | - | - | 163 | 8 | - | - | 171 |
| Politeknik Negeri Cilacap | - | - | 119 | 4 | - | - | 123 |
| Politeknik Negeri Fakfak | - | - | 48 | - | - | - | 48 |
| Politeknik Negeri Indramayu | - | - | 93 | 6 | - | - | 99 |
| Politeknik Negeri Jakarta | - | 1 | 367 | 67 | - | - | 435 |
| Politeknik Negeri Jember | - | - | 413 | 47 | - | - | 460 |
| Politeknik Negeri Ketapang | - | - | 83 | 3 | - | - | 86 |
| Politeknik Negeri Kupang | - | - | 227 | 20 | - | - | 247 |
| Politeknik Negeri Lampung | - | - | 413 | 39 | - | - | 452 |
| Politeknik Negeri Lhokseumawe | - | - | 279 | 35 | - | - | 314 |
| Politeknik Negeri Madiun | - | - | 137 | 7 | - | - | 144 |
| Politeknik Negeri Madura | - | - | 74 | 2 | - | - | 76 |
| Politeknik Negeri Malang | - | - | 537 | 111 | - | - | 648 |
| Politeknik Negeri Manado | - | - | 262 | 56 | - | 1 | 319 |
| Politeknik Negeri Medan | - | - | 383 | 38 | - | - | 421 |
| Jumlah (1) | - | 8 | 6.113 | 769 | - | 1 | 6.891 |

Ket :

Jumlah dosen (L+P) PTN Vokasi / The number of lecturers (M/F) of Vocational Public Higher Education = 11.560

Jumlah riwayat pendidikan tertinggi dosen yang tidak dilaporkan / The number of missing values of highest certificate = 18

TABEL LANJUTAN 7.22 TABLE CONTINUED

JUMLAH DOSEN MENURUT STATUS KEPEGAWAIAN DAN PENDIDIKAN TERTINGGI TIAP PERGURUAN TINGGI (PT) NEGERI
NUMBER OF LECTURERS BASED ON PERSONNEL STATUS AND HIGHEST CERTIFICATE BY PUBLIC HIGHER EDUCATION (HE)
 LINGKUP / SCOPE : KEMDIKTISAINTEK / MoHES
 STATUS / STATUS : NEGERI VOKASI / VOCATIONAL PUBLIC
 TAHUN / YEAR : 2025

| Tidak Tetap / Part Time | | | | | | Subjml Sub-total | Jumlah Total |
|-------------------------|---------------------|--------------------|------------------|-----------------------|-------------------------|---------------------|-----------------|
| Diploma < Bachelor | Sarjana Bachelor | Magister Master | Doktoral Ph.D | Profesi Profession | Spesialis Specialist | | |
| (9) | (10) | (11) | (12) | (13) | (14) | (15) | (16) |
| 1 | - | 1 | - | - | - | 2 | 20 |
| - | - | - | - | - | - | - | 22 |
| - | - | - | - | - | - | - | 28 |
| - | - | 1 | - | - | - | 1 | 16 |
| - | - | 1 | - | - | - | 1 | 21 |
| - | - | - | - | - | - | - | 253 |
| - | - | 1 | - | - | - | 1 | 143 |
| - | - | - | - | - | - | - | 123 |
| - | - | 2 | 1 | - | - | 3 | 51 |
| - | - | - | - | - | - | - | 241 |
| - | - | 1 | - | - | - | 1 | 563 |
| - | - | 1 | - | - | - | 1 | 109 |
| - | - | 2 | - | - | - | 2 | 596 |
| - | - | - | - | - | - | - | 228 |
| - | - | 4 | - | - | - | 4 | 168 |
| 1 | 6 | 19 | 1 | - | - | 27 | 309 |
| - | - | 9 | 1 | - | - | 10 | 181 |
| - | - | 2 | - | - | - | 2 | 125 |
| - | - | 5 | - | - | - | 5 | 53 |
| - | - | - | - | - | - | - | 99 |
| - | - | 7 | 2 | - | - | 9 | 444 |
| - | - | 1 | - | - | - | 1 | 461 |
| - | - | - | - | - | - | - | 86 |
| - | - | 2 | - | - | - | 2 | 249 |
| - | - | 2 | - | - | - | 2 | 454 |
| - | - | - | - | - | - | - | 314 |
| - | - | - | - | - | - | - | 144 |
| - | - | 1 | 1 | - | - | 2 | 78 |
| - | - | 35 | 5 | - | - | 40 | 688 |
| - | - | - | - | - | - | - | 319 |
| - | - | - | - | - | - | - | 421 |
| 2 | 6 | 97 | 11 | - | - | 116 | 7.007 |

TABEL LANJUTAN 7.22 TABLE CONTINUED

JUMLAH DOSEN MENURUT STATUS KEPEGAWAIAN DAN PENDIDIKAN TERTINGGI TIAP PERGURUAN TINGGI (PT) NEGERI
NUMBER OF LECTURERS BASED ON PERSONNEL STATUS AND HIGHEST CERTIFICATE BY PUBLIC HIGHER EDUCATION (HE)

LINGKUP / SCOPE : KEMDIKTISAINTEK / MoHES
 STATUS / STATUS : NEGERI VOKASI / VOCATIONAL PUBLIC
 TAHUN / YEAR : 2025

| Perguruan Tinggi College | Tetap / Full Time | | | | | | Subjml Sub-total |
|--|-----------------------|---------------------|--------------------|------------------|-----------------------|-------------------------|---------------------|
| | Diploma < Bachelor | Sarjana Bachelor | Magister Master | Doktoral Ph.D | Profesi Profession | Spesialis Specialist | |
| (1) | (2) | (3) | (4) | (5) | (6) | (7) | (8) |
| Politeknik Negeri Media Kreatif | - | 1 | 179 | 16 | - | - | 196 |
| Politeknik Negeri Nunukan | - | - | 32 | - | - | - | 32 |
| Politeknik Negeri Nusa Utara | - | 1 | 53 | 5 | - | - | 59 |
| Politeknik Negeri Padang | - | - | 390 | 54 | - | - | 444 |
| Politeknik Negeri Pontianak | - | - | 394 | 37 | - | - | 431 |
| Politeknik Negeri Samarinda | - | - | 263 | 27 | - | - | 290 |
| Politeknik Negeri Sambas | - | - | 102 | 7 | - | - | 109 |
| Politeknik Negeri Semarang | - | - | 362 | 39 | - | - | 401 |
| Politeknik Negeri Sriwijaya | - | - | 570 | 58 | - | - | 628 |
| Politeknik Negeri Subang | - | - | 110 | 3 | - | - | 113 |
| Politeknik Negeri Tanah Laut | - | - | 177 | 4 | - | - | 181 |
| Politeknik Negeri Ujung Pandang | - | 1 | 388 | 85 | - | - | 474 |
| Politeknik Perikanan Negeri Tual | - | - | 94 | 15 | - | - | 109 |
| Politeknik Perkapalan Negeri Surabaya | - | - | 230 | 29 | - | - | 259 |
| Politeknik Pertanian Negeri Kupang | - | - | 172 | 37 | - | - | 209 |
| Politeknik Pertanian Negeri Pangkajene Kepulauan | - | - | 152 | 63 | - | - | 215 |
| Politeknik Pertanian Negeri Payakumbuh | - | - | 194 | 32 | - | - | 226 |
| Politeknik Pertanian Negeri Samarinda | - | - | 101 | 27 | - | - | 128 |
| Jumlah (2) | - | 3 | 3.963 | 538 | - | - | 4.504 |
| Pendidikan Tinggi Vokasi | - | 11 | 10.076 | 1.307 | - | 1 | 11.395 |
| Kemdiktisaintek | - | 50 | 57.678 | 33.445 | 62 | 1.357 | 92.592 |

Ket :

Jumlah dosen (L+P) PTN Vokasi / The number of lecturers (M/F) of Vocational Public Higher Education = 11.560

Jumlah riwayat pendidikan tertinggi dosen yang tidak dilaporkan / The number of missing values of highest certificate = 18

TABEL LANJUTAN 7.22 TABLE CONTINUED

JUMLAH DOSEN MENURUT STATUS KEPEGAWAIAN DAN PENDIDIKAN TERTINGGI TIAP PERGURUAN TINGGI (PT) NEGERI
NUMBER OF LECTURERS BASED ON PERSONNEL STATUS AND HIGHEST CERTIFICATE BY PUBLIC HIGHER EDUCATION (HE)
 LINGKUP / SCOPE : KEMDIKTISAINTEK / MoHES
 STATUS / STATUS : NEGERI VOKASI / VOCATIONAL PUBLIC
 TAHUN / YEAR : 2025

| Diploma < Bachelor | Sarjana Bachelor | Tidak Tetap / Part Time | | | | Spesialis Specialist | Subjml Sub-total | Jumlah Total |
|-----------------------|---------------------|-------------------------|------------------|-----------------------|-------|-------------------------|---------------------|-----------------|
| | | Magister Master | Doktoral Ph.D | Profesi Profession | | | | |
| (9) | (10) | (11) | (12) | (13) | (14) | (15) | (16) | |
| - | - | 1 | - | - | - | 1 | 197 | |
| - | - | 2 | - | - | - | 2 | 34 | |
| - | - | - | 1 | - | - | 1 | 60 | |
| 1 | 2 | 4 | - | - | - | 7 | 451 | |
| - | - | - | - | - | - | - | 431 | |
| - | - | 13 | 2 | - | - | 15 | 305 | |
| - | - | 3 | - | - | - | 3 | 112 | |
| - | - | - | - | - | - | - | 401 | |
| - | - | - | - | - | - | - | 628 | |
| - | - | 1 | - | - | - | 1 | 114 | |
| - | - | 3 | 1 | - | - | 4 | 185 | |
| 1 | - | 10 | 2 | 2 | - | 15 | 489 | |
| - | - | - | - | - | - | - | 109 | |
| - | - | - | - | - | - | - | 259 | |
| - | - | - | - | - | - | - | 209 | |
| - | - | - | - | - | - | - | 215 | |
| - | - | - | - | - | - | - | 226 | |
| - | - | - | - | - | - | - | 128 | |
| 2 | 2 | 37 | 6 | 2 | - | 49 | 4.553 | |
| 4 | 8 | 134 | 17 | 2 | - | 165 | 11.560 | |
| 4 | 17 | 1.428 | 1.581 | 20 | 1.914 | 4.964 | 97.556 | |

TABEL 7.23 TABLE

JUMLAH DOSEN MENURUT STATUS KEPEGAWAIAN DAN PENDIDIKAN TERTINGGI TIAP LLDIKTI
NUMBER OF LECTURERS BASED ON PERSONNEL STATUS AND HIGHEST CERTIFICATE BY REGIONAL OFFICE
 LINGKUP / SCOPE : KEMDIKTISAINTEK / MoHES
 STATUS / STATUS : SWASTA / PRIVATE
 TAHUN / YEAR : 2025

| LLDIkti Regional Office | Tetap / Full Time | | | | | | Subjml Sub-total |
|----------------------------|-----------------------|---------------------|--------------------|------------------|-----------------------|-------------------------|---------------------|
| | Diploma < Bachelor | Sarjana Bachelor | Magister Master | Doktoral Ph.D | Profesi Profession | Spesialis Specialist | |
| (1) | (2) | (3) | (4) | (5) | (6) | (7) | (8) |
| LLDIKTI I | 5 | 12 | 8.969 | 1.677 | 1 | 141 | 10.805 |
| LLDIKTI II | - | 10 | 6.540 | 1.216 | 2 | 64 | 7.832 |
| LLDIKTI III | 1 | 21 | 15.880 | 6.212 | 2 | 539 | 22.655 |
| LLDIKTI IV | 3 | 31 | 21.605 | 5.219 | 4 | 164 | 27.026 |
| LLDIKTI V | - | 1 | 5.451 | 2.019 | - | 88 | 7.559 |
| LLDIKTI VI | 8 | 15 | 10.704 | 2.719 | 5 | 159 | 13.610 |
| LLDIKTI VII | 5 | 22 | 15.168 | 4.470 | 4 | 386 | 20.055 |
| LLDIKTI VIII | - | 1 | 6.027 | 1.193 | 1 | 115 | 7.337 |
| LLDIKTI IX | 3 | 19 | 9.679 | 2.616 | 14 | 98 | 12.429 |
| LLDIKTI X | - | 1 | 4.266 | 799 | 1 | 67 | 5.134 |
| LLDIKTI XI | - | 5 | 5.389 | 805 | - | 33 | 6.232 |
| LLDIKTI XII | - | 17 | 1.621 | 178 | - | 2 | 1.818 |
| LLDIKTI XIII | 1 | 5 | 2.713 | 298 | - | 27 | 3.044 |
| LLDIKTI XIV | - | 5 | 1.900 | 258 | - | - | 2.163 |
| LLDIKTI XV | - | 3 | 2.431 | 275 | - | 1 | 2.710 |
| LLDIKTI XVI | 1 | 6 | 3.040 | 500 | 6 | 27 | 3.580 |
| LLDIKTI XVII | - | 1 | 3.968 | 946 | - | 69 | 4.984 |
| Jumlah | 27 | 175 | 125.351 | 31.400 | 40 | 1.980 | 158.973 |

Ket :

Jumlah dosen (L+P) PTS / The number of lecturers (M/F) of Private Higher Education = 167.513

Jumlah riwayat pendidikan tertinggi dosen yang tidak dilaporkan / The number of missing values of highest certificate = 174

TABEL LANJUTAN 7.23 TABLE CONTINUED

JUMLAH DOSEN MENURUT STATUS KEPEGAWAIAN DAN PENDIDIKAN TERTINGGI TIAP LLDIKTI
NUMBER OF LECTURERS BASED ON PERSONNEL STATUS AND HIGHEST CERTIFICATE BY REGIONAL OFFICE
 LINGKUP / SCOPE : KEMDIKTISAINTEK / MoHES
 STATUS / STATUS : SWASTA / PRIVATE
 TAHUN / YEAR : 2025

| Diploma < Bachelor | Tidak Tetap / Part Time | | | | | Subjml Sub-total | Jumlah Total |
|-----------------------|-------------------------|--------------------|------------------|-----------------------|-------------------------|---------------------|-----------------|
| | Sarjana Bachelor | Magister Master | Doktoral Ph.D | Profesi Profession | Spesialis Specialist | | |
| (9) | (10) | (11) | (12) | (13) | (14) | (15) | (16) |
| - | 6 | 303 | 139 | 2 | 47 | 497 | 11.302 |
| - | - | 187 | 130 | - | 38 | 355 | 8.187 |
| 2 | 15 | 517 | 599 | 1 | 78 | 1.212 | 23.867 |
| - | 14 | 1.050 | 692 | 2 | 160 | 1.918 | 28.944 |
| - | - | 110 | 79 | - | 34 | 223 | 7.782 |
| 6 | 8 | 298 | 254 | 1 | 91 | 658 | 14.268 |
| 3 | 2 | 419 | 365 | 1 | 98 | 888 | 20.943 |
| - | - | 264 | 93 | - | 123 | 480 | 7.817 |
| 4 | 10 | 396 | 213 | 1 | 39 | 663 | 13.092 |
| - | 2 | 115 | 51 | - | 35 | 203 | 5.337 |
| - | 1 | 300 | 139 | - | 5 | 445 | 6.677 |
| - | 6 | 68 | 18 | - | 1 | 93 | 1.911 |
| - | 2 | 134 | 41 | - | 11 | 188 | 3.232 |
| - | 2 | 162 | 43 | - | 1 | 208 | 2.371 |
| - | 1 | 58 | 20 | 3 | - | 82 | 2.792 |
| - | 2 | 155 | 68 | - | 13 | 238 | 3.818 |
| - | - | 101 | 65 | - | 23 | 189 | 5.173 |
| 15 | 71 | 4.637 | 3.009 | 11 | 797 | 8.540 | 167.513 |

TABEL 7.24 TABLE

JUMLAH DOSEN MENURUT STATUS KEPEGAWAIAN DAN PENDIDIKAN TERTINGGI TIAP LLDIKTI
NUMBER OF LECTURERS BASED ON PERSONNEL STATUS AND HIGHEST CERTIFICATE BY REGIONAL OFFICE
 LINGKUP / SCOPE : KEMDIKTISAINTEK / MoHES
 STATUS / STATUS : SWASTA AKADEMIK / ACADEMIC PRIVATE
 TAHUN / YEAR : 2025

| LLDIkti Regional Office | Tetap / Full Time | | | | | | Subjml Sub-total |
|----------------------------|-----------------------|---------------------|--------------------|------------------|-----------------------|-------------------------|---------------------|
| | Diploma < Bachelor | Sarjana Bachelor | Magister Master | Doktoral Ph.D | Profesi Profession | Spesialis Specialist | |
| (1) | (2) | (3) | (4) | (5) | (6) | (7) | (8) |
| LLDIKTI I | 5 | 8 | 8.297 | 1.657 | 1 | 137 | 10.105 |
| LLDIKTI II | - | 9 | 6.251 | 1.212 | 2 | 64 | 7.538 |
| LLDIKTI III | - | 16 | 15.119 | 6.160 | 2 | 535 | 21.832 |
| LLDIKTI IV | 3 | 19 | 19.680 | 5.135 | 4 | 159 | 25.000 |
| LLDIKTI V | - | 1 | 5.011 | 1.993 | - | 84 | 7.089 |
| LLDIKTI VI | 1 | 6 | 9.856 | 2.680 | 3 | 157 | 12.703 |
| LLDIKTI VII | 3 | 19 | 14.500 | 4.448 | 4 | 384 | 19.358 |
| LLDIKTI VIII | - | 1 | 5.724 | 1.169 | 1 | 113 | 7.008 |
| LLDIKTI IX | 3 | 18 | 8.882 | 2.559 | 11 | 97 | 11.570 |
| LLDIKTI X | - | 1 | 3.984 | 792 | 1 | 65 | 4.843 |
| LLDIKTI XI | - | 3 | 4.783 | 781 | - | 32 | 5.599 |
| LLDIKTI XII | - | 16 | 1.562 | 175 | - | 2 | 1.755 |
| LLDIKTI XIII | 1 | 5 | 2.435 | 289 | - | 27 | 2.757 |
| LLDIKTI XIV | - | 2 | 1.756 | 255 | - | - | 2.013 |
| LLDIKTI XV | - | 3 | 2.290 | 273 | - | 1 | 2.567 |
| LLDIKTI XVI | - | 6 | 2.859 | 498 | 4 | 27 | 3.394 |
| LLDIKTI XVII | - | 1 | 3.704 | 922 | - | 69 | 4.696 |
| Jumlah | 16 | 134 | 116.693 | 30.998 | 33 | 1.953 | 149.827 |

Ket :

Jumlah dosen (L+P) PTS Akademik / The number of lecturers (M/F) of Academic Private Higher Education = 157.949

Jumlah riwayat pendidikan tertinggi dosen yang tidak dilaporkan / The number of missing values of highest certificate = 153

TABEL LANJUTAN 7.24 TABLE CONTINUED

JUMLAH DOSEN MENURUT STATUS KEPEGAWAIAN DAN PENDIDIKAN TERTINGGI TIAP LLDIKTI
NUMBER OF LECTURERS BASED ON PERSONNEL STATUS AND HIGHEST CERTIFICATE BY REGIONAL OFFICE
 LINGKUP / SCOPE : KEMDIKTISAINTEK / MoHES
 STATUS / STATUS : SWASTA AKADEMIK / ACADEMIC PRIVATE
 TAHUN / YEAR : 2025

| Diploma < Bachelor | Tidak Tetap / Part Time | | | | | Subjml Sub-total | Jumlah Total |
|-----------------------|-------------------------|--------------------|------------------|-----------------------|-------------------------|---------------------|-----------------|
| | Sarjana Bachelor | Magister Master | Doktoral Ph.D | Profesi Profession | Spesialis Specialist | | |
| (9) | (10) | (11) | (12) | (13) | (14) | (15) | (16) |
| - | 6 | 269 | 135 | 2 | 47 | 459 | 10.564 |
| - | - | 180 | 127 | - | 38 | 345 | 7.883 |
| 2 | 9 | 490 | 596 | - | 76 | 1.173 | 23.005 |
| - | 12 | 974 | 685 | 1 | 159 | 1.831 | 26.831 |
| - | - | 101 | 78 | - | 34 | 213 | 7.302 |
| - | 2 | 275 | 248 | 1 | 89 | 615 | 13.318 |
| 2 | 2 | 401 | 364 | 1 | 97 | 867 | 20.225 |
| - | - | 259 | 92 | - | 123 | 474 | 7.482 |
| - | 7 | 359 | 210 | - | 39 | 615 | 12.185 |
| - | - | 108 | 49 | - | 35 | 192 | 5.035 |
| - | 1 | 272 | 135 | - | 5 | 413 | 6.012 |
| - | 5 | 55 | 17 | - | 1 | 78 | 1.833 |
| - | 1 | 113 | 39 | - | 11 | 164 | 2.921 |
| - | 2 | 149 | 42 | - | - | 193 | 2.206 |
| - | 1 | 56 | 19 | 3 | - | 79 | 2.646 |
| - | 2 | 144 | 68 | - | 13 | 227 | 3.621 |
| - | - | 100 | 63 | - | 21 | 184 | 4.880 |
| 4 | 50 | 4.305 | 2.967 | 8 | 788 | 8.122 | 157.949 |

TABEL 7.25 TABLE

JUMLAH DOSEN MENURUT STATUS KEPEGAWAIAN DAN PENDIDIKAN TERTINGGI TIAP LLDIKTI
NUMBER OF LECTURERS BASED ON PERSONNEL STATUS AND HIGHEST CERTIFICATE BY REGIONAL OFFICE
 LINGKUP / SCOPE : KEMDIKTISAINTEK / MoHEST
 STATUS / STATUS : SWASTA VOKASI / VOCATIONAL PRIVATE
 TAHUN / YEAR : 2025

| LLDIkti Regional Office | Tetap / Full Time | | | | | | Subjml Sub-total |
|----------------------------|-----------------------|---------------------|--------------------|------------------|-----------------------|-------------------------|---------------------|
| | Diploma < Bachelor | Sarjana Bachelor | Magister Master | Doktoral Ph.D | Profesi Profession | Spesialis Specialist | |
| (1) | (2) | (3) | (4) | (5) | (6) | (7) | (8) |
| LLDIKTI I | - | 4 | 672 | 20 | - | 4 | 700 |
| LLDIKTI II | - | 1 | 289 | 4 | - | - | 294 |
| LLDIKTI III | 1 | 5 | 761 | 52 | - | 4 | 823 |
| LLDIKTI IV | - | 12 | 1.925 | 84 | - | 5 | 2.026 |
| LLDIKTI V | - | - | 440 | 26 | - | 4 | 470 |
| LLDIKTI VI | 7 | 9 | 848 | 39 | 2 | 2 | 907 |
| LLDIKTI VII | 2 | 3 | 668 | 22 | - | 2 | 697 |
| LLDIKTI VIII | - | - | 303 | 24 | - | 2 | 329 |
| LLDIKTI IX | - | 1 | 797 | 57 | 3 | 1 | 859 |
| LLDIKTI X | - | - | 282 | 7 | - | 2 | 291 |
| LLDIKTI XI | - | 2 | 606 | 24 | - | 1 | 633 |
| LLDIKTI XII | - | 1 | 59 | 3 | - | - | 63 |
| LLDIKTI XIII | - | - | 278 | 9 | - | - | 287 |
| LLDIKTI XIV | - | 3 | 144 | 3 | - | - | 150 |
| LLDIKTI XV | - | - | 141 | 2 | - | - | 143 |
| LLDIKTI XVI | 1 | - | 181 | 2 | 2 | - | 186 |
| LLDIKTI XVII | - | - | 264 | 24 | - | - | 288 |
| Jumlah | 11 | 41 | 8.658 | 402 | 7 | 27 | 9.146 |

Ket :

Jumlah dosen (L+P) PTS Vokasi / The number of lecturers (M/F) of Vocational Private Higher Education = 9.564

Jumlah riwayat pendidikan tertinggi dosen yang tidak dilaporkan / The number of missing values of highest certificate = 21

TABEL LANJUTAN 7.25 TABLE CONTINUED

JUMLAH DOSEN MENURUT STATUS KEPEGAWAIAN DAN PENDIDIKAN TERTINGGI TIAP LLDIKTI
NUMBER OF LECTURERS BASED ON PERSONNEL STATUS AND HIGHEST CERTIFICATE BY REGIONAL OFFICE
 LINGKUP / SCOPE : KEMDIKTISAINTEK / MoHES
 STATUS / STATUS : SWASTA VOKASI / VOCATIONAL PRIVATE
 TAHUN / YEAR : 2025

| Tidak Tetap / Part Time | | | | | | Subjml Sub-total | Jumlah Total |
|-------------------------|---------------------|--------------------|------------------|-----------------------|-------------------------|---------------------|-----------------|
| Diploma < Bachelor | Sarjana Bachelor | Magister Master | Doktoral Ph.D | Profesi Profession | Spesialis Specialist | | |
| (9) | (10) | (11) | (12) | (13) | (14) | (15) | (16) |
| - | - | 34 | 4 | - | - | 38 | 738 |
| - | - | 7 | 3 | - | - | 10 | 304 |
| - | 6 | 27 | 3 | 1 | 2 | 39 | 862 |
| - | 2 | 76 | 7 | 1 | 1 | 87 | 2.113 |
| - | - | 9 | 1 | - | - | 10 | 480 |
| 6 | 6 | 23 | 6 | - | 2 | 43 | 950 |
| 1 | - | 18 | 1 | - | 1 | 21 | 718 |
| - | - | 5 | 1 | - | - | 6 | 335 |
| 4 | 3 | 37 | 3 | 1 | - | 48 | 907 |
| - | 2 | 7 | 2 | - | - | 11 | 302 |
| - | - | 28 | 4 | - | - | 32 | 665 |
| - | 1 | 13 | 1 | - | - | 15 | 78 |
| - | 1 | 21 | 2 | - | - | 24 | 311 |
| - | - | 13 | 1 | - | 1 | 15 | 165 |
| - | - | 2 | 1 | - | - | 3 | 146 |
| - | - | 11 | - | - | - | 11 | 197 |
| - | - | 1 | 2 | - | 2 | 5 | 293 |
| 11 | 21 | 332 | 42 | 3 | 9 | 418 | 9.564 |

TABEL 7.26 TABLE

JUMLAH DOSEN MENURUT JABATAN FUNGSIONAL TIAP PROVINSI
NUMBER OF LECTURERS BASED ON FUNCTIONAL TITLE BY PROVINCE
 LINGKUP / SCOPE : NASIONAL / NATIONAL
 STATUS / STATUS : NEGERI+SWASTA / PUBLIC+PRIVATE
 TAHUN / YEAR : 2025

| Provinsi <i>Province</i> | Tanpa Jabatan <i>Non Functional</i> | Asisten Ahli <i>Expert Assistant</i> | Lektor <i>Lector</i> | Lektor Kepala <i>Head Lector</i> | Guru Besar <i>Professor</i> | Jumlah <i>Total</i> |
|-----------------------------|--|---|-------------------------|-------------------------------------|--------------------------------|------------------------|
| (1) | (2) | (3) | (4) | (5) | (6) | (7) |
| D.K.I. Jakarta | 6.669 | 7.610 | 12.693 | 3.092 | 1.338 | 31.402 |
| Jawa Barat | 8.000 | 9.183 | 16.475 | 4.297 | 1.806 | 39.761 |
| Banten | 3.254 | 3.263 | 4.767 | 948 | 299 | 12.531 |
| Jawa Tengah | 5.561 | 6.541 | 10.762 | 3.265 | 1.369 | 27.498 |
| D.I. Yogyakarta | 1.872 | 3.144 | 6.760 | 2.165 | 1.113 | 15.054 |
| Jawa Timur | 9.585 | 11.828 | 16.343 | 4.342 | 2.046 | 44.144 |
| Aceh | 1.967 | 2.437 | 4.046 | 1.122 | 341 | 9.913 |
| Sumatera Utara | 3.511 | 4.104 | 8.060 | 1.780 | 564 | 18.019 |
| Sumatera Barat | 1.457 | 2.063 | 4.519 | 1.498 | 502 | 10.039 |
| Riau | 1.569 | 1.338 | 3.487 | 766 | 215 | 7.375 |
| Kepulauan Riau | 730 | 619 | 1.250 | 131 | 13 | 2.743 |
| Jambi | 787 | 1.343 | 1.924 | 527 | 130 | 4.711 |
| Sumatera Selatan | 1.967 | 1.947 | 3.316 | 711 | 214 | 8.155 |
| Bangka Belitung | 337 | 338 | 483 | 55 | 8 | 1.221 |
| Bengkulu | 459 | 617 | 1.179 | 401 | 121 | 2.777 |
| Lampung | 1.996 | 2.127 | 2.911 | 612 | 251 | 7.897 |
| Kalimantan Barat | 951 | 1.200 | 1.653 | 495 | 89 | 4.388 |
| Kalimantan Tengah | 636 | 654 | 861 | 287 | 50 | 2.488 |
| Kalimantan Selatan | 1.335 | 1.167 | 1.870 | 594 | 151 | 5.117 |
| Kalimantan Timur | 1.368 | 1.499 | 1.573 | 523 | 134 | 5.097 |
| Kalimantan Utara | 157 | 180 | 268 | 35 | 3 | 643 |
| Sulawesi Utara | 1.157 | 925 | 1.721 | 871 | 215 | 4.889 |
| Gorontalo | 481 | 603 | 932 | 325 | 90 | 2.431 |
| Sulawesi Tengah | 767 | 971 | 1.264 | 477 | 143 | 3.622 |
| Sulawesi Selatan | 3.036 | 4.385 | 7.600 | 2.281 | 1.095 | 18.397 |
| Sulawesi Barat | 414 | 696 | 627 | 36 | 6 | 1.779 |
| Sulawesi Tenggara | 736 | 1.435 | 1.820 | 453 | 201 | 4.645 |
| Maluku | 728 | 668 | 1.336 | 442 | 112 | 3.286 |
| Maluku Utara | 458 | 596 | 828 | 217 | 34 | 2.133 |
| Bali | 1.528 | 1.805 | 2.836 | 1.330 | 518 | 8.017 |
| Nusa Tenggara Barat | 1.623 | 1.871 | 2.995 | 560 | 204 | 7.253 |
| Nusa Tenggara Timur | 1.177 | 1.693 | 2.058 | 418 | 76 | 5.422 |
| Papua | 934 | 1.067 | 1.259 | 214 | 40 | 3.514 |
| Papua Barat | 406 | 543 | 764 | 139 | 28 | 1.880 |
| INDONESIA | 67.613 | 80.460 | 131.240 | 35.409 | 13.519 | 328.241 |

TABEL 7.27 TABLE

JUMLAH DOSEN MENURUT JABATAN FUNGSIONAL TIAP PROVINSI
NUMBER OF LECTURERS BASED ON FUNCTIONAL TITLE BY PROVINCE
 LINGKUP / SCOPE : KEMDIKTISAINTEK / MoHES
 STATUS / STATUS : NEGERI + SWASTA / PUBLIC + PRIVATE
 TAHUN / YEAR : 2025

| Provinsi <i>Province</i> | Tanpa Jabatan <i>Non Functional</i> | Asisten Ahli <i>Expert Assistant</i> | Lektor <i>Lector</i> | Lektor Kepala <i>Head Lector</i> | Guru Besar <i>Professor</i> | Jumlah <i>Total</i> |
|-----------------------------|--|---|-------------------------|-------------------------------------|--------------------------------|------------------------|
| (1) | (2) | (3) | (4) | (5) | (6) | (7) |
| D.K.I. Jakarta | 5.932 | 7.039 | 11.823 | 2.877 | 1.282 | 28.953 |
| Jawa Barat | 6.402 | 7.468 | 12.362 | 3.560 | 1.624 | 31.416 |
| Banten | 2.598 | 2.713 | 3.377 | 544 | 122 | 9.354 |
| Jawa Tengah | 4.601 | 5.361 | 8.532 | 2.735 | 1.198 | 22.427 |
| D.I. Yogyakarta | 1.654 | 2.862 | 6.013 | 1.911 | 1.025 | 13.465 |
| Jawa Timur | 7.271 | 9.053 | 12.838 | 3.637 | 1.802 | 34.601 |
| Aceh | 1.579 | 1.809 | 2.917 | 865 | 273 | 7.443 |
| Sumatera Utara | 2.679 | 3.395 | 6.602 | 1.442 | 486 | 14.604 |
| Sumatera Barat | 1.103 | 1.768 | 3.630 | 1.220 | 445 | 8.166 |
| Riau | 1.161 | 1.016 | 2.546 | 608 | 181 | 5.512 |
| Kepulauan Riau | 498 | 482 | 1.035 | 118 | 10 | 2.143 |
| Jambi | 532 | 798 | 1.165 | 312 | 101 | 2.908 |
| Sumatera Selatan | 1.606 | 1.563 | 2.627 | 585 | 180 | 6.561 |
| Bangka Belitung | 290 | 290 | 369 | 32 | 4 | 985 |
| Bengkulu | 368 | 478 | 801 | 298 | 88 | 2.033 |
| Lampung | 1.410 | 1.689 | 1.926 | 444 | 203 | 5.672 |
| Kalimantan Barat | 721 | 982 | 1.284 | 424 | 75 | 3.486 |
| Kalimantan Tengah | 548 | 532 | 599 | 220 | 38 | 1.937 |
| Kalimantan Selatan | 1.132 | 1.007 | 1.494 | 479 | 118 | 4.230 |
| Kalimantan Timur | 1.178 | 1.312 | 1.376 | 477 | 122 | 4.465 |
| Kalimantan Utara | 126 | 174 | 265 | 35 | 3 | 603 |
| Sulawesi Utara | 834 | 795 | 1.453 | 788 | 205 | 4.075 |
| Gorontalo | 464 | 552 | 760 | 255 | 81 | 2.112 |
| Sulawesi Tengah | 619 | 834 | 1.049 | 397 | 133 | 3.032 |
| Sulawesi Selatan | 2.652 | 3.814 | 5.938 | 1.782 | 960 | 15.146 |
| Sulawesi Barat | 327 | 637 | 484 | 20 | 1 | 1.469 |
| Sulawesi Tenggara | 622 | 1.303 | 1.644 | 401 | 187 | 4.157 |
| Maluku | 592 | 566 | 1.108 | 369 | 100 | 2.735 |
| Maluku Utara | 374 | 519 | 700 | 183 | 31 | 1.807 |
| Bali | 1.468 | 1.686 | 2.461 | 1.133 | 496 | 7.244 |
| Nusa Tenggara Barat | 1.252 | 1.497 | 2.301 | 420 | 146 | 5.616 |
| Nusa Tenggara Timur | 1.052 | 1.567 | 1.778 | 392 | 76 | 4.865 |
| Papua | 702 | 932 | 1.082 | 197 | 38 | 2.951 |
| Papua Barat | 354 | 473 | 637 | 110 | 28 | 1.602 |
| INDONESIA | 54.701 | 66.966 | 104.976 | 29.270 | 11.862 | 267.775 |

TABEL 7.28 TABLE

JUMLAH DOSEN MENURUT JABATAN FUNGSIONAL TIAP PROVINSI
NUMBER OF LECTURERS BASED ON FUNCTIONAL TITLE BY PROVINCE
 LINGKUP / SCOPE : KEMDIKTISAINTEK / MoHESST
 STATUS / STATUS : NEGERI / PUBLIC
 TAHUN / YEAR : 2025

| Provinsi <i>Province</i> | Tanpa Jabatan <i>Non Functional</i> | Asisten Ahli <i>Expert Assistant</i> | Lektor <i>Lector</i> | Lektor Kepala <i>Head Lector</i> | Guru Besar <i>Professor</i> | Jumlah <i>Total</i> |
|-----------------------------|--|---|-------------------------|-------------------------------------|--------------------------------|------------------------|
| (1) | (2) | (3) | (4) | (5) | (6) | (7) |
| D.K.I. Jakarta | 703 | 981 | 1.653 | 788 | 649 | 4.774 |
| Jawa Barat | 1.035 | 1.838 | 3.376 | 1.799 | 1.256 | 9.304 |
| Banten | 304 | 371 | 781 | 304 | 99 | 1.859 |
| Jawa Tengah | 1.135 | 1.705 | 2.795 | 1.477 | 861 | 7.973 |
| D.I. Yogyakarta | 615 | 1.244 | 1.948 | 985 | 758 | 5.550 |
| Jawa Timur | 1.982 | 3.143 | 4.841 | 2.165 | 1.380 | 13.511 |
| Aceh | 667 | 737 | 1.760 | 763 | 265 | 4.192 |
| Sumatera Utara | 338 | 629 | 1.271 | 666 | 349 | 3.253 |
| Sumatera Barat | 456 | 1.037 | 1.462 | 927 | 400 | 4.282 |
| Riau | 387 | 327 | 595 | 323 | 140 | 1.772 |
| Kepulauan Riau | 164 | 184 | 305 | 35 | 2 | 690 |
| Jambi | 218 | 469 | 387 | 251 | 98 | 1.423 |
| Sumatera Selatan | 671 | 570 | 802 | 376 | 151 | 2.570 |
| Bangka Belitung | 150 | 179 | 221 | 21 | 4 | 575 |
| Bengkulu | 172 | 241 | 327 | 195 | 87 | 1.022 |
| Lampung | 543 | 901 | 824 | 345 | 178 | 2.791 |
| Kalimantan Barat | 326 | 484 | 671 | 356 | 70 | 1.907 |
| Kalimantan Tengah | 203 | 248 | 391 | 183 | 34 | 1.059 |
| Kalimantan Selatan | 413 | 414 | 716 | 389 | 100 | 2.032 |
| Kalimantan Timur | 449 | 773 | 772 | 392 | 107 | 2.493 |
| Kalimantan Utara | 56 | 110 | 223 | 35 | 3 | 427 |
| Sulawesi Utara | 326 | 389 | 1.046 | 734 | 194 | 2.689 |
| Gorontalo | 142 | 290 | 367 | 218 | 76 | 1.093 |
| Sulawesi Tengah | 203 | 401 | 494 | 350 | 128 | 1.576 |
| Sulawesi Selatan | 916 | 1.043 | 1.275 | 910 | 720 | 4.864 |
| Sulawesi Barat | 134 | 300 | 263 | 15 | 1 | 713 |
| Sulawesi Tenggara | 206 | 569 | 716 | 316 | 173 | 1.980 |
| Maluku | 215 | 275 | 812 | 323 | 92 | 1.717 |
| Maluku Utara | 39 | 251 | 382 | 163 | 25 | 860 |
| Bali | 482 | 817 | 991 | 720 | 402 | 3.412 |
| Nusa Tenggara Barat | 301 | 323 | 584 | 259 | 130 | 1.597 |
| Nusa Tenggara Timur | 239 | 631 | 782 | 330 | 66 | 2.048 |
| Papua | 239 | 476 | 580 | 141 | 37 | 1.473 |
| Papua Barat | 104 | 136 | 305 | 85 | 26 | 656 |
| INDONESIA | 14.533 | 22.486 | 34.718 | 17.339 | 9.061 | 98.137 |

TABEL 7.29 TABLE

JUMLAH DOSEN MENURUT JABATAN FUNGSIONAL TIAP PROVINSI
NUMBER OF LECTURERS BASED ON FUNCTIONAL TITLE BY PROVINCE
 LINGKUP / SCOPE : KEMDIKTISAINTEK / MoHES
 STATUS / STATUS : SWASTA / PRIVATE
 TAHUN / YEAR : 2025

| Provinsi <i>Province</i> | Tanpa Jabatan <i>Non Functional</i> | Asisten Ahli <i>Expert Assistant</i> | Lektor <i>Lector</i> | Lektor Kepala <i>Head Lector</i> | Guru Besar <i>Professor</i> | Jumlah <i>Total</i> |
|-----------------------------|--|---|-------------------------|-------------------------------------|--------------------------------|------------------------|
| (1) | (2) | (3) | (4) | (5) | (6) | (7) |
| D.K.I. Jakarta | 5.229 | 6.058 | 10.170 | 2.089 | 633 | 24.179 |
| Jawa Barat | 5.367 | 5.630 | 8.986 | 1.761 | 368 | 22.112 |
| Banten | 2.294 | 2.342 | 2.596 | 240 | 23 | 7.495 |
| Jawa Tengah | 3.466 | 3.656 | 5.737 | 1.258 | 337 | 14.454 |
| D.I. Yogyakarta | 1.039 | 1.618 | 4.065 | 926 | 267 | 7.915 |
| Jawa Timur | 5.289 | 5.910 | 7.997 | 1.472 | 422 | 21.090 |
| Aceh | 912 | 1.072 | 1.157 | 102 | 8 | 3.251 |
| Sumatera Utara | 2.341 | 2.766 | 5.331 | 776 | 137 | 11.351 |
| Sumatera Barat | 647 | 731 | 2.168 | 293 | 45 | 3.884 |
| Riau | 774 | 689 | 1.951 | 285 | 41 | 3.740 |
| Kepulauan Riau | 334 | 298 | 730 | 83 | 8 | 1.453 |
| Jambi | 314 | 329 | 778 | 61 | 3 | 1.485 |
| Sumatera Selatan | 935 | 993 | 1.825 | 209 | 29 | 3.991 |
| Bangka Belitung | 140 | 111 | 148 | 11 | 0 | 410 |
| Bengkulu | 196 | 237 | 474 | 103 | 1 | 1.011 |
| Lampung | 867 | 788 | 1.102 | 99 | 25 | 2.881 |
| Kalimantan Barat | 395 | 498 | 613 | 68 | 5 | 1.579 |
| Kalimantan Tengah | 345 | 284 | 208 | 37 | 4 | 878 |
| Kalimantan Selatan | 719 | 593 | 778 | 90 | 18 | 2.198 |
| Kalimantan Timur | 729 | 539 | 604 | 85 | 15 | 1.972 |
| Kalimantan Utara | 70 | 64 | 42 | 0 | 0 | 176 |
| Sulawesi Utara | 508 | 406 | 407 | 54 | 11 | 1.386 |
| Gorontalo | 322 | 262 | 393 | 37 | 5 | 1.019 |
| Sulawesi Tengah | 416 | 433 | 555 | 47 | 5 | 1.456 |
| Sulawesi Selatan | 1.736 | 2.771 | 4.663 | 872 | 240 | 10.282 |
| Sulawesi Barat | 193 | 337 | 221 | 5 | 0 | 756 |
| Sulawesi Tenggara | 416 | 734 | 928 | 85 | 14 | 2.177 |
| Maluku | 377 | 291 | 296 | 46 | 8 | 1.018 |
| Maluku Utara | 335 | 268 | 318 | 20 | 6 | 947 |
| Bali | 986 | 869 | 1.470 | 413 | 94 | 3.832 |
| Nusa Tenggara Barat | 951 | 1.174 | 1.717 | 161 | 16 | 4.019 |
| Nusa Tenggara Timur | 813 | 936 | 996 | 62 | 10 | 2.817 |
| Papua | 463 | 456 | 502 | 56 | 1 | 1.478 |
| Papua Barat | 250 | 337 | 332 | 25 | 2 | 946 |
| INDONESIA | 40.168 | 44.480 | 70.258 | 11.931 | 2.801 | 169.638 |

TABEL 7.30 TABLE

JUMLAH DOSEN MENURUT JABATAN FUNGSIONAL TIAP PERGURUAN TINGGI (PT) NEGERI
NUMBER OF LECTURERS BASED ON FUNCTIONAL TITLE BY PUBLIC HIGHER EDUCATION (HE)
 LINGKUP / SCOPE : KEMDIKTISAINTEK / MoHES
 STATUS / STATUS : NEGERI AKADEMIK / ACADEMIC PUBLIC
 TAHUN / YEAR : 2025

| Perguruan Tinggi <i>College</i> | Tanpa Jabatan <i>Non Functional</i> | Asisten Ahli <i>Expert Assistant</i> | Lektor <i>Lector</i> | Lektor Kepala <i>Head Lector</i> | Guru Besar <i>Professor</i> | Jumlah <i>Total</i> |
|---|--|---|-------------------------|-------------------------------------|--------------------------------|------------------------|
| (1) | (2) | (3) | (4) | (5) | (6) | (7) |
| Institut Pertanian Bogor | 116 | 213 | 393 | 287 | 374 | 1.383 |
| Institut Seni Budaya Indonesia Aceh | 16 | 28 | 40 | 2 | - | 86 |
| Institut Seni Budaya Indonesia Bandung | 57 | 72 | 83 | 31 | 8 | 251 |
| Institut Seni Budaya Indonesia Kalimantan Timur | - | - | - | - | - | - |
| Institut Seni Budaya Indonesia Sulawesi Selatan | - | - | - | - | - | - |
| Institut Seni Budaya Indonesia Tanah Papua | 17 | 14 | 1 | - | - | 32 |
| Institut Seni Indonesia Bali | 11 | 60 | 80 | 59 | 23 | 233 |
| Institut Seni Indonesia Padang Panjang | 43 | 84 | 106 | 57 | 3 | 293 |
| Institut Seni Indonesia Surakarta | 54 | 92 | 100 | 33 | 10 | 289 |
| Institut Seni Indonesia Yogyakarta | 75 | 76 | 190 | 53 | 13 | 407 |
| Institut Teknologi Bacharuddin Jusuf Habibie | 41 | 55 | 6 | - | - | 102 |
| Institut Teknologi Bandung | 125 | 279 | 442 | 308 | 273 | 1.427 |
| Institut Teknologi Kalimantan | 92 | 148 | 101 | 4 | - | 345 |
| Institut Teknologi Sepuluh Nopember | 139 | 201 | 404 | 215 | 193 | 1.152 |
| Institut Teknologi Sumatera | 207 | 340 | 229 | 20 | 8 | 804 |
| Universitas Airlangga | 230 | 304 | 635 | 369 | 347 | 1.885 |
| Universitas Andalas | 218 | 264 | 616 | 385 | 236 | 1.719 |
| Universitas Bangka Belitung | 136 | 122 | 170 | 20 | 4 | 452 |
| Universitas Bengkulu | 157 | 237 | 320 | 195 | 87 | 996 |
| Universitas Borneo Tarakan | 44 | 88 | 223 | 35 | 3 | 393 |
| Universitas Brawijaya | 102 | 576 | 971 | 346 | 304 | 2.299 |
| Universitas Cenderawasih | 175 | 306 | 357 | 116 | 37 | 991 |
| Universitas Diponegoro | 281 | 348 | 608 | 382 | 260 | 1.879 |
| Universitas Gadjah Mada | 425 | 626 | 930 | 560 | 537 | 3.078 |
| Universitas Halu Oleo | 151 | 458 | 530 | 305 | 171 | 1.615 |
| Universitas Hasanuddin | 438 | 290 | 544 | 387 | 511 | 2.170 |
| Universitas Indonesia | 182 | 432 | 804 | 523 | 487 | 2.428 |
| Universitas Jambi | 218 | 469 | 387 | 251 | 98 | 1.423 |
| Universitas Jember | 350 | 387 | 479 | 304 | 102 | 1.622 |
| Universitas Jenderal Soedirman | 227 | 312 | 466 | 267 | 137 | 1.409 |
| Universitas Khairun | 39 | 251 | 382 | 163 | 25 | 860 |
| Jumlah (1) | 4.366 | 7.132 | 10.597 | 5.677 | 4.251 | 32.023 |

TABEL LANJUTAN 7.30 TABLE CONTINUED

JUMLAH DOSEN MENURUT JABATAN FUNGSIONAL TIAP PERGURUAN TINGGI (PT) NEGERI
NUMBER OF LECTURERS BASED ON FUNCTIONAL TITLE BY PUBLIC HIGHER EDUCATION (HE)
 LINGKUP / SCOPE : KEMDIKTI/SAINTEK / MoHES
 STATUS / STATUS : NEGERI AKADEMIK / ACADEMIC PUBLIC
 TAHUN / YEAR : 2025

| Perguruan Tinggi <i>College</i> | Tanpa Jabatan <i>Non Functional</i> | Asisten Ahli <i>Expert Assistant</i> | Lektor <i>Lector</i> | Lektor Kepala <i>Head Lector</i> | Guru Besar <i>Professor</i> | Jumlah <i>Total</i> |
|---|--|---|-------------------------|-------------------------------------|--------------------------------|------------------------|
| (1) | (2) | (3) | (4) | (5) | (6) | (7) |
| Universitas Lambung Mangkurat | 327 | 312 | 568 | 312 | 100 | 1.619 |
| Universitas Lampung | 212 | 395 | 488 | 271 | 165 | 1.531 |
| Universitas Malikussaleh | 82 | 152 | 353 | 159 | 22 | 768 |
| Universitas Maritim Raja Ali Haji (UMRAH) | 67 | 100 | 182 | 22 | 2 | 373 |
| Universitas Mataram | 301 | 323 | 584 | 259 | 130 | 1.597 |
| Universitas Mulawarman | 293 | 497 | 479 | 231 | 102 | 1.602 |
| Universitas Musamus Merauke | 47 | 156 | 222 | 25 | - | 450 |
| Universitas Negeri Gorontalo | 142 | 290 | 367 | 218 | 76 | 1.093 |
| Universitas Negeri Jakarta | 213 | 317 | 427 | 220 | 151 | 1.328 |
| Universitas Negeri Makassar | 377 | 511 | 520 | 297 | 181 | 1.886 |
| Universitas Negeri Malang | 117 | 256 | 443 | 212 | 168 | 1.196 |
| Universitas Negeri Manado | 139 | 159 | 334 | 180 | 64 | 876 |
| Universitas Negeri Medan | 138 | 274 | 489 | 253 | 106 | 1.260 |
| Universitas Negeri Padang | 124 | 505 | 541 | 265 | 155 | 1.590 |
| Universitas Negeri Semarang | 72 | 296 | 518 | 252 | 161 | 1.299 |
| Universitas Negeri Surabaya | 397 | 398 | 514 | 254 | 160 | 1.723 |
| Universitas Negeri Yogyakarta | 70 | 397 | 521 | 266 | 192 | 1.446 |
| Universitas Nusa Cendana | 203 | 388 | 419 | 204 | 52 | 1.266 |
| Universitas Padjadjaran | 158 | 232 | 762 | 500 | 322 | 1.974 |
| Universitas Palangka Raya | 203 | 248 | 391 | 183 | 34 | 1.059 |
| Universitas Papua | 99 | 107 | 286 | 85 | 26 | 603 |
| Universitas Pattimura | 183 | 230 | 584 | 280 | 90 | 1.367 |
| Universitas Pembangunan Nasional Veteran Jakarta | 278 | 168 | 326 | 37 | 10 | 819 |
| Universitas Pembangunan Nasional Veteran Jawa Timur | 310 | 168 | 278 | 52 | 27 | 835 |
| Universitas Pembangunan Nasional Veteran Yogyakarta | 41 | 129 | 306 | 106 | 16 | 598 |
| Universitas Pendidikan Ganesha | 102 | 128 | 211 | 145 | 96 | 682 |
| Universitas Pendidikan Indonesia | 60 | 416 | 569 | 344 | 235 | 1.624 |
| Universitas Riau | 357 | 291 | 482 | 320 | 140 | 1.590 |
| Universitas Sam Ratulangi | 169 | 179 | 535 | 426 | 124 | 1.433 |
| Universitas Samudra | 139 | 94 | 208 | 33 | - | 474 |
| Universitas Sebelas Maret | 300 | 408 | 672 | 378 | 282 | 2.040 |
| Jumlah (2) | 5.720 | 8.524 | 13.579 | 6.789 | 3.389 | 38.001 |

TABEL LANJUTAN 7.30 TABLE CONTINUED

JUMLAH DOSEN MENURUT JABATAN FUNGSIONAL TIAP PERGURUAN TINGGI (PT) NEGERI
NUMBER OF LECTURERS BASED ON FUNCTIONAL TITLE BY PUBLIC HIGHER EDUCATION (HE)

LINGKUP / SCOPE : KEMDIKTISAINTEK / MoHES
 STATUS / STATUS : NEGERI AKADEMIK / ACADEMIC PUBLIC
 TAHUN / YEAR : 2025

| Perguruan Tinggi <i>College</i> | Tanpa Jabatan <i>Non Functional</i> | Asisten Ahli <i>Expert Assistant</i> | Lektor <i>Lector</i> | Lektor Kepala <i>Head Lector</i> | Guru Besar <i>Professor</i> | Jumlah <i>Total</i> |
|---|--|---|-------------------------|-------------------------------------|--------------------------------|------------------------|
| (1) | (2) | (3) | (4) | (5) | (6) | (7) |
| Universitas Sembilanbelas November Kolaka | 55 | 111 | 186 | 11 | 2 | 365 |
| Universitas Siliwangi | 102 | 123 | 250 | 57 | 14 | 546 |
| Universitas Singaperbangsa Karawang | 89 | 203 | 354 | 41 | 4 | 691 |
| Universitas Sriwijaya | 572 | 332 | 624 | 268 | 146 | 1.942 |
| Universitas Sulawesi Barat | 134 | 300 | 263 | 15 | 1 | 713 |
| Universitas Sultan Ageng Tirtayasa | 195 | 239 | 451 | 165 | 57 | 1.107 |
| Universitas Sumatera Utara | 186 | 201 | 611 | 333 | 240 | 1.571 |
| Universitas Syiah Kuala | 353 | 322 | 690 | 426 | 241 | 2.032 |
| Universitas Tadulako | 203 | 401 | 494 | 350 | 128 | 1.576 |
| Universitas Tanjungpura | 222 | 305 | 404 | 262 | 66 | 1.259 |
| Universitas Terbuka | 109 | 132 | 330 | 139 | 42 | 752 |
| Universitas Teuku Umar | 51 | 96 | 323 | 23 | - | 493 |
| Universitas Tidar | 93 | 129 | 236 | 17 | 4 | 479 |
| Universitas Timor | 12 | 118 | 180 | 10 | 3 | 323 |
| Universitas Trunodjoyo Madura | 45 | 189 | 292 | 136 | 30 | 692 |
| Universitas Udayana | 301 | 458 | 564 | 344 | 265 | 1.932 |
| Jumlah (3) | 2.722 | 3.659 | 6.252 | 2.597 | 1.243 | 16.473 |
| Pendidikan Tinggi Akademik | 12.808 | 19.315 | 30.428 | 15.063 | 8.883 | 86.497 |

TABEL 7.31 TABLE

JUMLAH DOSEN MENURUT JABATAN FUNGSIONAL TIAP PERGURUAN TINGGI (PT) NEGERI
NUMBER OF LECTURERS BASED ON FUNCTIONAL TITLE BY PUBLIC HIGHER EDUCATION (HE)
 LINGKUP / SCOPE : KEMDIKTISAINTEK / MoHES
 STATUS / STATUS : NEGERI VOKASI / VOCATIONAL PUBLIC
 TAHUN / YEAR : 2025

| Perguruan Tinggi College | Tanpa Jabatan Non Functional | Asisten Ahli Expert Assistant | Lektor Lector | Lektor Kepala Head Lector | Guru Besar Professor | Jumlah Total |
|---|---------------------------------|----------------------------------|------------------|------------------------------|-------------------------|-----------------|
| (1) | (2) | (3) | (4) | (5) | (6) | (7) |
| Akademi Komunitas Negeri Aceh Barat | 7 | 6 | 12 | - | - | 25 |
| Akademi Komunitas Negeri Seni dan Budaya Yogyakarta | 3 | 10 | 9 | - | - | 22 |
| Akademi Komunitas Negeri Pacitan | 1 | 10 | 17 | - | - | 28 |
| Akademi Komunitas Negeri Putra Sang Fajar Blitar | 15 | 4 | 7 | - | - | 26 |
| Akademi Komunitas Negeri Rejang Lebong | 4 | 16 | 1 | - | - | 21 |
| Politeknik Elektronika Negeri Surabaya | 26 | 82 | 75 | 53 | 17 | 253 |
| Politeknik Manufaktur Bandung | 34 | 34 | 54 | 23 | 1 | 146 |
| Politeknik Manufaktur Negeri Bangka Belitung | 14 | 57 | 51 | 1 | - | 123 |
| Politeknik Maritim Negeri Indonesia | 6 | 27 | 15 | 2 | 1 | 51 |
| Politeknik Negeri Ambon | 17 | 26 | 157 | 39 | 2 | 241 |
| Politeknik Negeri Bali | 68 | 171 | 136 | 172 | 18 | 565 |
| Politeknik Negeri Balikpapan | 5 | 32 | 65 | 6 | 1 | 109 |
| Politeknik Negeri Bandung | 155 | 98 | 214 | 107 | 22 | 596 |
| Politeknik Negeri Banjarmasin | 25 | 32 | 98 | 73 | - | 228 |
| Politeknik Negeri Banyuwangi | 24 | 71 | 70 | 3 | - | 168 |
| Politeknik Negeri Batam | 97 | 84 | 123 | 13 | - | 317 |
| Politeknik Negeri Bengkalis | 30 | 36 | 113 | 3 | - | 182 |
| Politeknik Negeri Cilacap | 33 | 36 | 57 | - | - | 126 |
| Politeknik Negeri Fakfak | 5 | 29 | 19 | - | - | 53 |
| Politeknik Negeri Indramayu | 14 | 17 | 66 | 3 | - | 100 |
| Politeknik Negeri Jakarta | 95 | 99 | 160 | 95 | 3 | 452 |
| Politeknik Negeri Jember | 80 | 141 | 177 | 56 | 8 | 462 |
| Politeknik Negeri Ketapang | 11 | 28 | 49 | - | - | 88 |
| Politeknik Negeri Kupang | 2 | 74 | 96 | 74 | 3 | 249 |
| Politeknik Negeri Lampung | 124 | 166 | 107 | 54 | 5 | 456 |
| Politeknik Negeri Lhokseumawe | 19 | 39 | 134 | 120 | 2 | 314 |
| Politeknik Negeri Madiun | 11 | 61 | 70 | 2 | - | 144 |
| Politeknik Negeri Madura | 6 | 31 | 40 | 1 | - | 78 |
| Politeknik Negeri Malang | 68 | 201 | 260 | 138 | 22 | 689 |
| Politeknik Negeri Manado | 17 | 44 | 128 | 127 | 4 | 320 |
| Politeknik Negeri Medan | 14 | 154 | 171 | 80 | 3 | 422 |
| Jumlah (1) | 1.030 | 1.916 | 2.751 | 1.245 | 112 | 7.054 |

TABEL LANJUTAN 7.31 TABLE CONTINUED

JUMLAH DOSEN MENURUT JABATAN FUNGSIONAL TIAP PERGURUAN TINGGI (PT) NEGERI
NUMBER OF LECTURERS BASED ON FUNCTIONAL TITLE BY PUBLIC HIGHER EDUCATION (HE)

 LINGKUP / SCOPE : KEMDIKTISAINTEK / MoHES
 STATUS / STATUS : NEGERI VOKASI / VOCATIONAL PUBLIC
 TAHUN / YEAR : 2025

| Perguruan Tinggi <i>College</i> | Tanpa Jabatan <i>Non Functional</i> | Asisten Ahli <i>Expert Assistant</i> | Lektor <i>Lector</i> | Lektor Kepala <i>Head Lector</i> | Guru Besar <i>Professor</i> | Jumlah <i>Total</i> |
|--|--|---|-------------------------|-------------------------------------|--------------------------------|------------------------|
| (1) | (2) | (3) | (4) | (5) | (6) | (7) |
| Politeknik Negeri Media Kreatif | 30 | 64 | 96 | 8 | 1 | 199 |
| Politeknik Negeri Nunukan | 12 | 22 | - | - | - | 34 |
| Politeknik Negeri Nusa Utara | 1 | 7 | 49 | 1 | 2 | 60 |
| Politeknik Negeri Padang | 58 | 122 | 119 | 152 | 2 | 453 |
| Politeknik Negeri Pontianak | 55 | 111 | 171 | 94 | 4 | 435 |
| Politeknik Negeri Samarinda | 54 | 61 | 79 | 111 | 4 | 309 |
| Politeknik Negeri Sambas | 38 | 40 | 47 | - | - | 125 |
| Politeknik Negeri Semarang | 69 | 57 | 123 | 146 | 6 | 401 |
| Politeknik Negeri Sriwijaya | 99 | 238 | 178 | 108 | 5 | 628 |
| Politeknik Negeri Subang | 30 | 52 | 29 | 3 | - | 114 |
| Politeknik Negeri Tanah Laut | 61 | 70 | 50 | 4 | - | 185 |
| Politeknik Negeri Ujung Pandang | 47 | 149 | 141 | 133 | 20 | 490 |
| Politeknik Perikanan Negeri Tual | 15 | 19 | 71 | 4 | - | 109 |
| Politeknik Perkapalan Negeri Surabaya | 73 | 57 | 107 | 24 | 2 | 263 |
| Politeknik Pertanian Negeri Kupang | 22 | 51 | 87 | 42 | 8 | 210 |
| Politeknik Pertanian Negeri Pangkajene Kepulauan | 13 | 38 | 64 | 93 | 8 | 216 |
| Politeknik Pertanian Negeri Payakumbuh | 13 | 62 | 80 | 68 | 4 | 227 |
| Politeknik Pertanian Negeri Samarinda | 5 | 35 | 48 | 40 | - | 128 |
| Jumlah (2) | 695 | 1.255 | 1.539 | 1.031 | 66 | 4.586 |
| Pendidikan Tinggi Vokasi | 1.725 | 3.171 | 4.290 | 2.276 | 178 | 11.640 |
| Kemdiktisainstek | 14.533 | 22.486 | 34.718 | 17.339 | 9.061 | 98.137 |

TABEL 7.32 TABLE

JUMLAH DOSEN MENURUT JABATAN FUNGSIONAL TIAP LLDIKTI
NUMBER OF LECTURERS BASED ON FUNCTIONAL TITLE BY REGIONAL OFFICE
 LINGKUP / SCOPE : KEMDIKTISAINTEK / MoHES
 STATUS / STATUS : SWASTA / PRIVATE
 TAHUN / YEAR : 2025

| LLDIkti Regional Office | Tanpa Jabatan Non Functional | Asisten Ahli Expert Assistant | Lektor Lector | Lektor Kepala Head Lector | Guru Besar Professor | Jumlah Total |
|----------------------------|---------------------------------|----------------------------------|------------------|------------------------------|-------------------------|-----------------|
| (1) | (2) | (3) | (4) | (5) | (6) | (7) |
| LLDIKTI I | 2.341 | 2.766 | 5.331 | 776 | 137 | 11.351 |
| LLDIKTI II | 2.138 | 2.129 | 3.549 | 422 | 55 | 8.293 |
| LLDIKTI III | 5.314 | 6.135 | 10.352 | 2.128 | 645 | 24.574 |
| LLDIKTI IV | 7.576 | 7.895 | 11.400 | 1.962 | 379 | 29.212 |
| LLDIKTI V | 1.039 | 1.618 | 4.065 | 926 | 267 | 7.915 |
| LLDIKTI VI | 3.466 | 3.656 | 5.737 | 1.258 | 337 | 14.454 |
| LLDIKTI VII | 5.289 | 5.910 | 7.997 | 1.472 | 422 | 21.090 |
| LLDIKTI VIII | 1.937 | 2.043 | 3.187 | 574 | 110 | 7.851 |
| LLDIKTI IX | 2.345 | 3.842 | 5.812 | 962 | 254 | 13.215 |
| LLDIKTI X | 961 | 1.060 | 2.946 | 354 | 48 | 5.369 |
| LLDIKTI XI | 2.258 | 1.978 | 2.245 | 280 | 42 | 6.803 |
| LLDIKTI XII | 712 | 559 | 614 | 66 | 14 | 1.965 |
| LLDIKTI XIII | 912 | 1.072 | 1.157 | 102 | 8 | 3.251 |
| LLDIKTI XIV | 713 | 793 | 834 | 81 | 3 | 2.424 |
| LLDIKTI XV | 813 | 936 | 996 | 62 | 10 | 2.817 |
| LLDIKTI XVI | 1.246 | 1.101 | 1.355 | 138 | 21 | 3.861 |
| LLDIKTI XVII | 1.108 | 987 | 2.681 | 368 | 49 | 5.193 |
| Jumlah | 40.168 | 44.480 | 70.258 | 11.931 | 2.801 | 169.638 |

TABEL 7.33 TABLE

JUMLAH DOSEN MENURUT JABATAN FUNGSIONAL TIAP LLDIKTI
NUMBER OF LECTURERS BASED ON FUNCTIONAL TITLE BY REGIONAL OFFICE
 LINGKUP / SCOPE : KEMDIKTISAINTEK / MoHES
 STATUS / STATUS : SWASTA AKADEMIK / ACADEMIC PRIVATE
 TAHUN / YEAR : 2025

| LLDIkti <i>Regional Office</i> | Tanpa Jabatan <i>Non Functional</i> | Asisten Ahli <i>Expert Assistant</i> | Lektor <i>Lector</i> | Lektor Kepala <i>Head Lector</i> | Guru Besar <i>Professor</i> | Jumlah <i>Total</i> |
|-----------------------------------|--|---|-------------------------|-------------------------------------|--------------------------------|------------------------|
| (1) | (2) | (3) | (4) | (5) | (6) | (7) |
| LLDIKTI I | 2.086 | 2.551 | 5.065 | 770 | 137 | 10.609 |
| LLDIKTI II | 1.990 | 2.023 | 3.483 | 422 | 55 | 7.973 |
| LLDIKTI III | 4.847 | 5.862 | 10.208 | 2.113 | 645 | 23.675 |
| LLDIKTI IV | 6.467 | 7.290 | 10.973 | 1.945 | 379 | 27.054 |
| LLDIKTI V | 883 | 1.480 | 3.862 | 915 | 265 | 7.405 |
| LLDIKTI VI | 2.981 | 3.352 | 5.514 | 1.241 | 337 | 13.425 |
| LLDIKTI VII | 4.844 | 5.708 | 7.911 | 1.467 | 420 | 20.350 |
| LLDIKTI VIII | 1.783 | 1.929 | 3.117 | 572 | 110 | 7.511 |
| LLDIKTI IX | 2.073 | 3.535 | 5.480 | 949 | 253 | 12.290 |
| LLDIKTI X | 879 | 961 | 2.822 | 352 | 48 | 5.062 |
| LLDIKTI XI | 1.873 | 1.787 | 2.118 | 277 | 42 | 6.097 |
| LLDIKTI XII | 660 | 546 | 598 | 65 | 14 | 1.883 |
| LLDIKTI XIII | 816 | 961 | 1.054 | 99 | 8 | 2.938 |
| LLDIKTI XIV | 636 | 760 | 769 | 81 | 3 | 2.249 |
| LLDIKTI XV | 726 | 886 | 984 | 62 | 10 | 2.668 |
| LLDIKTI XVI | 1.125 | 1.039 | 1.335 | 138 | 21 | 3.658 |
| LLDIKTI XVII | 1.020 | 931 | 2.546 | 354 | 48 | 4.899 |
| Jumlah | 35.689 | 41.601 | 67.839 | 11.822 | 2.795 | 159.746 |

TABEL 7.34 TABLE

JUMLAH DOSEN MENURUT JABATAN FUNGSIONAL TIAP LLDIKTI
NUMBER OF LECTURERS BASED ON FUNCTIONAL TITLE BY REGIONAL OFFICE
 LINGKUP / SCOPE : KEMDIKTISAINTEK / MoHES
 STATUS / STATUS : SWASTA VOKASI / VOCATIONAL PRIVATE
 TAHUN / YEAR : 2025

| LLDIkti Regional Office | Tanpa Jabatan Non Functional | Asisten Ahli Expert Assistant | Lektor Lector | Lektor Kepala Head Lector | Guru Besar Professor | Jumlah Total |
|----------------------------|---------------------------------|----------------------------------|------------------|------------------------------|-------------------------|-----------------|
| (1) | (2) | (3) | (4) | (5) | (6) | (7) |
| LLDIKTI I | 255 | 215 | 266 | 6 | - | 742 |
| LLDIKTI II | 148 | 106 | 66 | - | - | 320 |
| LLDIKTI III | 467 | 273 | 144 | 15 | - | 899 |
| LLDIKTI IV | 1.109 | 605 | 427 | 17 | - | 2.158 |
| LLDIKTI V | 156 | 138 | 203 | 11 | 2 | 510 |
| LLDIKTI VI | 485 | 304 | 223 | 17 | - | 1.029 |
| LLDIKTI VII | 445 | 202 | 86 | 5 | 2 | 740 |
| LLDIKTI VIII | 154 | 114 | 70 | 2 | - | 340 |
| LLDIKTI IX | 272 | 307 | 332 | 13 | 1 | 925 |
| LLDIKTI X | 82 | 99 | 124 | 2 | - | 307 |
| LLDIKTI XI | 385 | 191 | 127 | 3 | - | 706 |
| LLDIKTI XII | 52 | 13 | 16 | 1 | - | 82 |
| LLDIKTI XIII | 96 | 111 | 103 | 3 | - | 313 |
| LLDIKTI XIV | 77 | 33 | 65 | - | - | 175 |
| LLDIKTI XV | 87 | 50 | 12 | - | - | 149 |
| LLDIKTI XVI | 121 | 62 | 20 | - | - | 203 |
| LLDIKTI XVII | 88 | 56 | 135 | 14 | 1 | 294 |
| Jumlah | 4.479 | 2.879 | 2.419 | 109 | 6 | 9.892 |

TABEL 7.35 TABLE

JUMLAH DOSEN MENURUT JENIS NOMOR REGISTRASI TIAP PROVINSI
NUMBER OF LECTURERS BASED ON REGISTRATION NUMBER BY PROVINCE
 LINGKUP / SCOPE : NASIONAL / NATIONAL
 STATUS / STATUS : NEGERI+SWASTA / PUBLIC+PRIVATE
 TAHUN / YEAR : 2025

| Provinsi Province | Tetap Full Time | Tidak Tetap Part Time | Pengajar Non Dosen Teaching Personnel | Jumlah Total |
|----------------------|--------------------|--------------------------|--|-----------------|
| (1) | (2) | (3) | (4) | (5) |
| D.K.I. Jakarta | 28.675 | 1.987 | 740 | 31.402 |
| Jawa Barat | 37.248 | 2.213 | 300 | 39.761 |
| Banten | 11.502 | 879 | 150 | 12.531 |
| Jawa Tengah | 25.994 | 1.127 | 377 | 27.498 |
| D.I. Yogyakarta | 14.282 | 598 | 174 | 15.054 |
| Jawa Timur | 42.198 | 1.747 | 199 | 44.144 |
| Aceh | 9.457 | 399 | 57 | 9.913 |
| Sumatera Utara | 17.196 | 704 | 119 | 18.019 |
| Sumatera Barat | 9.438 | 459 | 142 | 10.039 |
| Riau | 6.945 | 278 | 152 | 7.375 |
| Kepulauan Riau | 2.569 | 149 | 25 | 2.743 |
| Jambi | 4.460 | 211 | 40 | 4.711 |
| Sumatera Selatan | 7.625 | 441 | 89 | 8.155 |
| Bangka Belitung | 1.130 | 53 | 38 | 1.221 |
| Bengkulu | 2.686 | 49 | 42 | 2.777 |
| Lampung | 7.520 | 330 | 47 | 7.897 |
| Kalimantan Barat | 4.221 | 116 | 51 | 4.388 |
| Kalimantan Tengah | 2.299 | 129 | 60 | 2.488 |
| Kalimantan Selatan | 4.722 | 325 | 70 | 5.117 |
| Kalimantan Timur | 4.756 | 271 | 70 | 5.097 |
| Kalimantan Utara | 610 | 21 | 12 | 643 |
| Sulawesi Utara | 4.675 | 170 | 44 | 4.889 |
| Gorontalo | 2.297 | 126 | 8 | 2.431 |
| Sulawesi Tengah | 3.421 | 175 | 26 | 3.622 |
| Sulawesi Selatan | 17.198 | 1.082 | 117 | 18.397 |
| Sulawesi Barat | 1.644 | 109 | 26 | 1.779 |
| Sulawesi Tenggara | 4.423 | 185 | 37 | 4.645 |
| Maluku | 3.149 | 99 | 38 | 3.286 |
| Maluku Utara | 2.035 | 66 | 32 | 2.133 |
| Bali | 7.348 | 636 | 33 | 8.017 |
| Nusa Tenggara Barat | 6.891 | 301 | 61 | 7.253 |
| Nusa Tenggara Timur | 5.226 | 157 | 39 | 5.422 |
| Papua | 3.235 | 228 | 51 | 3.514 |
| Papua Barat | 1.771 | 88 | 21 | 1.880 |
| INDONESIA | 308.846 | 15.908 | 3.487 | 328.241 |

TABEL 7.36 TABLE

JUMLAH DOSEN MENURUT JENIS NOMOR REGISTRASI TIAP PROVINSI
NUMBER OF LECTURERS BASED ON REGISTRATION NUMBER BY PROVINCE
 LINGKUP / SCOPE : KEMDIKTISAINTEK / MoHES
 STATUS / STATUS : NEGERI+SWASTA / PUBLIC+PRIVATE
 TAHUN / YEAR : 2025

| Provinsi Province | Tetap Full Time | Tidak Tetap Part Time | Pengajar Non Dosen Teaching Personnel | Jumlah Total |
|----------------------|--------------------|--------------------------|--|-----------------|
| (1) | (2) | (3) | (4) | (5) |
| D.K.I. Jakarta | 26.429 | 1.851 | 673 | 28.953 |
| Jawa Barat | 29.446 | 1.775 | 195 | 31.416 |
| Banten | 8.707 | 592 | 55 | 9.354 |
| Jawa Tengah | 21.196 | 960 | 271 | 22.427 |
| D.I. Yogyakarta | 12.781 | 544 | 140 | 13.465 |
| Jawa Timur | 32.983 | 1.482 | 136 | 34.601 |
| Aceh | 7.043 | 359 | 41 | 7.443 |
| Sumatera Utara | 13.993 | 564 | 47 | 14.604 |
| Sumatera Barat | 7.775 | 358 | 33 | 8.166 |
| Riau | 5.245 | 236 | 31 | 5.512 |
| Kepulauan Riau | 2.008 | 114 | 21 | 2.143 |
| Jambi | 2.750 | 135 | 23 | 2.908 |
| Sumatera Selatan | 6.137 | 368 | 56 | 6.561 |
| Bangka Belitung | 938 | 42 | 5 | 985 |
| Bengkulu | 1.960 | 35 | 38 | 2.033 |
| Lampung | 5.360 | 279 | 33 | 5.672 |
| Kalimantan Barat | 3.354 | 94 | 38 | 3.486 |
| Kalimantan Tengah | 1.770 | 126 | 41 | 1.937 |
| Kalimantan Selatan | 3.880 | 305 | 45 | 4.230 |
| Kalimantan Timur | 4.142 | 257 | 66 | 4.465 |
| Kalimantan Utara | 572 | 19 | 12 | 603 |
| Sulawesi Utara | 3.928 | 116 | 31 | 4.075 |
| Gorontalo | 1.987 | 118 | 7 | 2.112 |
| Sulawesi Tengah | 2.857 | 160 | 15 | 3.032 |
| Sulawesi Selatan | 14.097 | 971 | 78 | 15.146 |
| Sulawesi Barat | 1.350 | 98 | 21 | 1.469 |
| Sulawesi Tenggara | 3.979 | 162 | 16 | 4.157 |
| Maluku | 2.636 | 74 | 25 | 2.735 |
| Maluku Utara | 1.733 | 45 | 29 | 1.807 |
| Bali | 6.609 | 610 | 25 | 7.244 |
| Nusa Tenggara Barat | 5.302 | 292 | 22 | 5.616 |
| Nusa Tenggara Timur | 4.707 | 130 | 28 | 4.865 |
| Papua | 2.723 | 187 | 41 | 2.951 |
| Papua Barat | 1.505 | 77 | 20 | 1.602 |
| INDONESIA | 251.882 | 13.535 | 2.358 | 267.775 |

TABEL 7.37 TABLE

JUMLAH DOSEN MENURUT JENIS NOMOR REGISTRASI TIAP PROVINSI
NUMBER OF LECTURERS BASED ON REGISTRATION NUMBER BY PROVINCE
 LINGKUP / SCOPE : KEMDIKTISAINTEK / MoHESST
 STATUS / STATUS : NEGERI / PUBLIC
 TAHUN / YEAR : 2025

| Provinsi Province | Tetap Full Time | Tidak Tetap Part Time | Pengajar Non Dosen Teaching Personnel | Jumlah Total |
|----------------------|--------------------|--------------------------|--|-----------------|
| (1) | (2) | (3) | (4) | (5) |
| D.K.I. Jakarta | 4.106 | 663 | 5 | 4.774 |
| Jawa Barat | 8.917 | 374 | 13 | 9.304 |
| Banten | 1.813 | 46 | - | 1.859 |
| Jawa Tengah | 7.579 | 300 | 94 | 7.973 |
| D.I. Yogyakarta | 5.216 | 321 | 13 | 5.550 |
| Jawa Timur | 12.913 | 585 | 13 | 13.511 |
| Aceh | 3.998 | 171 | 23 | 4.192 |
| Sumatera Utara | 3.183 | 64 | 6 | 3.253 |
| Sumatera Barat | 4.053 | 212 | 17 | 4.282 |
| Riau | 1.632 | 114 | 26 | 1.772 |
| Kepulauan Riau | 636 | 47 | 7 | 690 |
| Jambi | 1.336 | 78 | 9 | 1.423 |
| Sumatera Selatan | 2.359 | 206 | 5 | 2.570 |
| Bangka Belitung | 562 | 10 | 3 | 575 |
| Bengkulu | 985 | 15 | 22 | 1.022 |
| Lampung | 2.652 | 138 | 1 | 2.791 |
| Kalimantan Barat | 1.844 | 43 | 20 | 1.907 |
| Kalimantan Tengah | 962 | 82 | 15 | 1.059 |
| Kalimantan Selatan | 1.898 | 126 | 8 | 2.032 |
| Kalimantan Timur | 2.352 | 101 | 40 | 2.493 |
| Kalimantan Utara | 423 | 4 | - | 427 |
| Sulawesi Utara | 2.658 | 24 | 7 | 2.689 |
| Gorontalo | 1.034 | 52 | 7 | 1.093 |
| Sulawesi Tengah | 1.496 | 80 | - | 1.576 |
| Sulawesi Selatan | 4.386 | 472 | 6 | 4.864 |
| Sulawesi Barat | 663 | 48 | 2 | 713 |
| Sulawesi Tenggara | 1.928 | 47 | 5 | 1.980 |
| Maluku | 1.701 | 15 | 1 | 1.717 |
| Maluku Utara | 844 | 11 | 5 | 860 |
| Bali | 3.087 | 313 | 12 | 3.412 |
| Nusa Tenggara Barat | 1.484 | 109 | 4 | 1.597 |
| Nusa Tenggara Timur | 1.994 | 46 | 8 | 2.048 |
| Papua | 1.430 | 34 | 9 | 1.473 |
| Papua Barat | 633 | 22 | 1 | 656 |
| INDONESIA | 92.757 | 4.973 | 407 | 98.137 |

TABEL 7.38 TABLE

JUMLAH DOSEN MENURUT JENIS NOMOR REGISTRASI TIAP PROVINSI
NUMBER OF LECTURERS BASED ON REGISTRATION NUMBER BY PROVINCE
 LINGKUP / SCOPE : KEMDIKTISAINTEK / MoHES
 STATUS / STATUS : SWASTA / PRIVATE
 TAHUN / YEAR : 2025

| Provinsi Province | Tetap Full Time | Tidak Tetap Part Time | Pengajar Non Dosen Teaching Personnel | Jumlah Total |
|----------------------|--------------------|--------------------------|--|-----------------|
| (1) | (2) | (3) | (4) | (5) |
| D.K.I. Jakarta | 22.323 | 1.188 | 668 | 24.179 |
| Jawa Barat | 20.529 | 1.401 | 182 | 22.112 |
| Banten | 6.894 | 546 | 55 | 7.495 |
| Jawa Tengah | 13.617 | 660 | 177 | 14.454 |
| D.I. Yogyakarta | 7.565 | 223 | 127 | 7.915 |
| Jawa Timur | 20.070 | 897 | 123 | 21.090 |
| Aceh | 3.045 | 188 | 18 | 3.251 |
| Sumatera Utara | 10.810 | 500 | 41 | 11.351 |
| Sumatera Barat | 3.722 | 146 | 16 | 3.884 |
| Riau | 3.613 | 122 | 5 | 3.740 |
| Kepulauan Riau | 1.372 | 67 | 14 | 1.453 |
| Jambi | 1.414 | 57 | 14 | 1.485 |
| Sumatera Selatan | 3.778 | 162 | 51 | 3.991 |
| Bangka Belitung | 376 | 32 | 2 | 410 |
| Bengkulu | 975 | 20 | 16 | 1.011 |
| Lampung | 2.708 | 141 | 32 | 2.881 |
| Kalimantan Barat | 1.510 | 51 | 18 | 1.579 |
| Kalimantan Tengah | 808 | 44 | 26 | 878 |
| Kalimantan Selatan | 1.982 | 179 | 37 | 2.198 |
| Kalimantan Timur | 1.790 | 156 | 26 | 1.972 |
| Kalimantan Utara | 149 | 15 | 12 | 176 |
| Sulawesi Utara | 1.270 | 92 | 24 | 1.386 |
| Gorontalo | 953 | 66 | - | 1.019 |
| Sulawesi Tengah | 1.361 | 80 | 15 | 1.456 |
| Sulawesi Selatan | 9.711 | 499 | 72 | 10.282 |
| Sulawesi Barat | 687 | 50 | 19 | 756 |
| Sulawesi Tenggara | 2.051 | 115 | 11 | 2.177 |
| Maluku | 935 | 59 | 24 | 1.018 |
| Maluku Utara | 889 | 34 | 24 | 947 |
| Bali | 3.522 | 297 | 13 | 3.832 |
| Nusa Tenggara Barat | 3.818 | 183 | 18 | 4.019 |
| Nusa Tenggara Timur | 2.713 | 84 | 20 | 2.817 |
| Papua | 1.293 | 153 | 32 | 1.478 |
| Papua Barat | 872 | 55 | 19 | 946 |
| INDONESIA | 159.125 | 8.562 | 1.951 | 169.638 |

TABEL 7.39 TABLE

JUMLAH DOSEN MENURUT JENIS NOMOR REGISTRASI TIAP PERGURUAN TINGGI (PT) NEGERI
NUMBER OF LECTURERS BASED ON REGISTRATION NUMBER BY PUBLIC HIGHER EDUCATION (HE)
 LINGKUP / SCOPE : KEMDIKTISAINTEK / MoHES
 STATUS / STATUS : NEGERI AKADEMIK / ACADEMIC PUBLIC
 TAHUN / YEAR : 2025

| Perguruan Tinggi <i>College</i> | Tetap <i>Full Time</i> | Tidak Tetap <i>Part Time</i> | Pengajar Non Dosen <i>Teaching Personnel</i> | Jumlah <i>Total</i> |
|---|---------------------------|---------------------------------|---|------------------------|
| (1) | (2) | (3) | (4) | (5) |
| Institut Pertanian Bogor | 1.370 | 13 | - | 1.383 |
| Institut Seni Budaya Indonesia Aceh | 86 | - | - | 86 |
| Institut Seni Budaya Indonesia Bandung | 250 | 1 | - | 251 |
| Institut Seni Budaya Indonesia Kalimantan Timur | - | - | - | - |
| Institut Seni Budaya Indonesia Sulawesi Selatan | - | - | - | - |
| Institut Seni Budaya Indonesia Tanah Papua | 20 | 7 | 5 | 32 |
| Institut Seni Indonesia Bali | 233 | - | - | 233 |
| Institut Seni Indonesia Padang Panjang | 284 | 7 | 2 | 293 |
| Institut Seni Indonesia Surakarta | 285 | 3 | 1 | 289 |
| Institut Seni Indonesia Yogyakarta | 407 | - | - | 407 |
| Institut Teknologi Bacharuddin Jusuf Habibie | 101 | 1 | - | 102 |
| Institut Teknologi Bandung | 1.427 | - | - | 1.427 |
| Institut Teknologi Kalimantan | 305 | 5 | 35 | 345 |
| Institut Teknologi Sepuluh Nopember | 1.127 | 21 | 4 | 1.152 |
| Institut Teknologi Sumatera | 775 | 29 | - | 804 |
| Universitas Airlangga | 1.667 | 216 | 2 | 1.885 |
| Universitas Andalas | 1.560 | 147 | 12 | 1.719 |
| Universitas Bangka Belitung | 439 | 10 | 3 | 452 |
| Universitas Bengkulu | 970 | 14 | 12 | 996 |
| Universitas Borneo Tarakan | 391 | 2 | - | 393 |
| Universitas Brawijaya | 2.118 | 178 | 3 | 2.299 |
| Universitas Cenderawasih | 987 | 2 | 2 | 991 |
| Universitas Diponegoro | 1.820 | 55 | 4 | 1.879 |
| Universitas Gadjah Mada | 2.758 | 309 | 11 | 3.078 |
| Universitas Halu Oleo | 1.568 | 45 | 2 | 1.615 |
| Universitas Hasanuddin | 1.731 | 434 | 5 | 2.170 |
| Universitas Indonesia | 1.957 | 471 | - | 2.428 |
| Universitas Jambi | 1.336 | 78 | 9 | 1.423 |
| Universitas Jember | 1.565 | 57 | - | 1.622 |
| Universitas Jenderal Soedirman | 1.363 | 39 | 7 | 1.409 |
| Universitas Khairun | 844 | 11 | 5 | 860 |
| Jumlah (1) | 29.744 | 2.155 | 124 | 32.023 |

TABEL LANJUTAN 7.39 TABLE CONTINUED

JUMLAH DOSEN MENURUT JENIS NOMOR REGISTRASI TIAP PERGURUAN TINGGI (PT) NEGERI
NUMBER OF LECTURERS BASED ON REGISTRATION NUMBER BY PUBLIC HIGHER EDUCATION (HE)
 LINGKUP / SCOPE : KEMDIKTISAINTEK / MoHES
 STATUS / STATUS : NEGERI AKADEMIK / ACADEMIC PUBLIC
 TAHUN / YEAR : 2025

| Perguruan Tinggi College | Tetap Full Time | Tidak Tetap Part Time | Pengajar Non Dosen Teaching Personnel | Jumlah Total |
|---|--------------------|--------------------------|--|-----------------|
| (1) | (2) | (3) | (4) | (5) |
| Universitas Lambung Mangkurat | 1.489 | 122 | 8 | 1.619 |
| Universitas Lampung | 1.423 | 107 | 1 | 1.531 |
| Universitas Malikussaleh | 746 | 18 | 4 | 768 |
| Universitas Maritim Raja Ali Haji (UMRAH) | 353 | 20 | - | 373 |
| Universitas Mataram | 1.484 | 109 | 4 | 1.597 |
| Universitas Mulawarman | 1.521 | 80 | 1 | 1.602 |
| Universitas Musamus Merauke | 423 | 25 | 2 | 450 |
| Universitas Negeri Gorontalo | 1.034 | 52 | 7 | 1.093 |
| Universitas Negeri Jakarta | 1.297 | 30 | 1 | 1.328 |
| Universitas Negeri Makassar | 1.864 | 22 | - | 1.886 |
| Universitas Negeri Malang | 1.194 | 1 | 1 | 1.196 |
| Universitas Negeri Manado | 873 | 1 | 2 | 876 |
| Universitas Negeri Medan | 1.260 | - | - | 1.260 |
| Universitas Negeri Padang | 1.537 | 51 | 2 | 1.590 |
| Universitas Negeri Semarang | 1.251 | 48 | - | 1.299 |
| Universitas Negeri Surabaya | 1.692 | 31 | - | 1.723 |
| Universitas Negeri Yogyakarta | 1.439 | 5 | 2 | 1.446 |
| Universitas Nusa Cendana | 1.218 | 40 | 8 | 1.266 |
| Universitas Padjadjaran | 1.711 | 256 | 7 | 1.974 |
| Universitas Palangka Raya | 962 | 82 | 15 | 1.059 |
| Universitas Papua | 585 | 17 | 1 | 603 |
| Universitas Pattimura | 1.351 | 15 | 1 | 1.367 |
| Universitas Pembangunan Nasional Veteran Jakarta | 656 | 161 | 2 | 819 |
| Universitas Pembangunan Nasional Veteran Jawa Timur | 811 | 24 | - | 835 |
| Universitas Pembangunan Nasional Veteran Yogyakarta | 592 | 6 | - | 598 |
| Universitas Pendidikan Ganesha | 630 | 52 | - | 682 |
| Universitas Pendidikan Indonesia | 1.583 | 41 | - | 1.624 |
| Universitas Riau | 1.461 | 104 | 25 | 1.590 |
| Universitas Sam Ratulangi | 1.406 | 22 | 5 | 1.433 |
| Universitas Samudra | 464 | 10 | - | 474 |
| Universitas Sebelas Maret | 1.817 | 146 | 77 | 2.040 |
| Jumlah (2) | 36.127 | 1.698 | 176 | 38.001 |

TABEL LANJUTAN 7.39 TABLE CONTINUED

JUMLAH DOSEN MENURUT JENIS NOMOR REGISTRASI TIAP PERGURUAN TINGGI (PT) NEGERI
NUMBER OF LECTURERS BASED ON REGISTRATION NUMBER BY PUBLIC HIGHER EDUCATION (HE)
 LINGKUP / SCOPE : KEMDIKTISAINTEK / MoHES
 STATUS / STATUS : NEGERI AKADEMIK / ACADEMIC PUBLIC
 TAHUN / YEAR : 2025

| Perguruan Tinggi <i>College</i> | Tetap <i>Full Time</i> | Tidak Tetap <i>Part Time</i> | Pengajar Non Dosen <i>Teaching Personnel</i> | Jumlah <i>Total</i> |
|---|---------------------------|---------------------------------|---|------------------------|
| (1) | (2) | (3) | (4) | (5) |
| Universitas Sembilanbelas November Kolaka | 360 | 2 | 3 | 365 |
| Universitas Siliwangi | 529 | 17 | - | 546 |
| Universitas Singaperbangsa Karawang | 658 | 33 | - | 691 |
| Universitas Sriwijaya | 1.731 | 206 | 5 | 1.942 |
| Universitas Sulawesi Barat | 663 | 48 | 2 | 713 |
| Universitas Sultan Ageng Tirtayasa | 1.061 | 46 | - | 1.107 |
| Universitas Sumatera Utara | 1.501 | 64 | 6 | 1.571 |
| Universitas Syiah Kuala | 1.885 | 133 | 14 | 2.032 |
| Universitas Tadulako | 1.496 | 80 | - | 1.576 |
| Universitas Tanjungpura | 1.218 | 40 | 1 | 1.259 |
| Universitas Terbuka | 752 | - | - | 752 |
| Universitas Teuku Umar | 485 | 8 | - | 493 |
| Universitas Tidar | 471 | 4 | 4 | 479 |
| Universitas Timor | 319 | 4 | - | 323 |
| Universitas Trunodjoyo Madura | 682 | 10 | - | 692 |
| Universitas Udayana | 1.662 | 260 | 10 | 1.932 |
| Jumlah (3) | 15.473 | 955 | 45 | 16.473 |
| Pendidikan Tinggi Akademik | 81.344 | 4.808 | 345 | 86.497 |

TABEL 7.40 TABLE

JUMLAH DOSEN MENURUT JENIS NOMOR REGISTRASI TIAP PERGURUAN TINGGI (PT) NEGERI
NUMBER OF LECTURERS BASED ON REGISTRATION NUMBER BY PUBLIC HIGHER EDUCATION (HE)
 LINGKUP / SCOPE : KEMDIKTISAINTEK / MoHES
 STATUS / STATUS : NEGERI VOKASI / VOCATIONAL PUBLIC
 TAHUN / YEAR : 2025

| Perguruan Tinggi <i>College</i> | Tetap <i>Full Time</i> | Tidak Tetap <i>Part Time</i> | Pengajar Non Dosen <i>Teaching Personnel</i> | Jumlah <i>Total</i> |
|---|---------------------------|---------------------------------|---|------------------------|
| (1) | (2) | (3) | (4) | (5) |
| Akademi Komunitas Negeri Aceh Barat | 18 | 2 | 5 | 25 |
| Akademi Komunitas Negeri Pacitan | 22 | - | - | 22 |
| Akademi Komunitas Negeri Putra Sang Fajar Blitar | 28 | - | - | 28 |
| Akademi Komunitas Negeri Rejang Lebong | 15 | 1 | 10 | 26 |
| Akademi Komunitas Negeri Seni dan Budaya Yogyakarta | 20 | 1 | - | 21 |
| Politeknik Elektronika Negeri Surabaya | 253 | - | - | 253 |
| Politeknik Manufaktur Bandung | 142 | 1 | 3 | 146 |
| Politeknik Manufaktur Negeri Bangka Belitung | 123 | - | - | 123 |
| Politeknik Maritim Negeri Indonesia | 48 | 3 | - | 51 |
| Politeknik Negeri Ambon | 241 | - | - | 241 |
| Politeknik Negeri Bali | 562 | 1 | 2 | 565 |
| Politeknik Negeri Balikpapan | 108 | 1 | - | 109 |
| Politeknik Negeri Bandung | 594 | 2 | - | 596 |
| Politeknik Negeri Banjarmasin | 228 | - | - | 228 |
| Politeknik Negeri Banyuwangi | 164 | 4 | - | 168 |
| Politeknik Negeri Batam | 283 | 27 | 7 | 317 |
| Politeknik Negeri Bengkalis | 171 | 10 | 1 | 182 |
| Politeknik Negeri Cilacap | 123 | 2 | 1 | 126 |
| Politeknik Negeri Fakfak | 48 | 5 | - | 53 |
| Politeknik Negeri Indramayu | 100 | - | - | 100 |
| Politeknik Negeri Jakarta | 440 | 9 | 3 | 452 |
| Politeknik Negeri Jember | 461 | 1 | - | 462 |
| Politeknik Negeri Ketapang | 86 | - | 2 | 88 |
| Politeknik Negeri Kupang | 247 | 2 | - | 249 |
| Politeknik Negeri Lampung | 454 | 2 | - | 456 |
| Politeknik Negeri Lhokseumawe | 314 | - | - | 314 |
| Politeknik Negeri Madiun | 144 | - | - | 144 |
| Politeknik Negeri Madura | 76 | 2 | - | 78 |
| Politeknik Negeri Malang | 648 | 40 | 1 | 689 |
| Politeknik Negeri Manado | 320 | - | - | 320 |
| Politeknik Negeri Medan | 422 | - | - | 422 |
| Jumlah (1) | 6.903 | 116 | 35 | 7.054 |

TABEL LANJUTAN 7.39 TABLE CONTINUED

JUMLAH DOSEN MENURUT JENIS NOMOR REGISTRASI TIAP PERGURUAN TINGGI (PT) NEGERI
NUMBER OF LECTURERS BASED ON REGISTRATION NUMBER BY PUBLIC HIGHER EDUCATION (HE)
 LINGKUP / SCOPE : KEMDIKTISAINTEK / MoHES
 STATUS / STATUS : NEGERI VOKASI / VOCATIONAL PUBLIC
 TAHUN / YEAR : 2025

| Perguruan Tinggi <i>College</i> | Tetap <i>Full Time</i> | Tidak Tetap <i>Part Time</i> | Pengajar Non Dosen <i>Teaching Personnel</i> | Jumlah <i>Total</i> |
|--|---------------------------|---------------------------------|---|------------------------|
| (1) | (2) | (3) | (4) | (5) |
| Politeknik Negeri Media Kreatif | 196 | 1 | 2 | 199 |
| Politeknik Negeri Nunukan | 32 | 2 | - | 34 |
| Politeknik Negeri Nusa Utara | 59 | 1 | - | 60 |
| Politeknik Negeri Padang | 446 | 7 | - | 453 |
| Politeknik Negeri Pontianak | 431 | - | 4 | 435 |
| Politeknik Negeri Samarinda | 290 | 15 | 4 | 309 |
| Politeknik Negeri Sambas | 109 | 3 | 13 | 125 |
| Politeknik Negeri Semarang | 401 | - | - | 401 |
| Politeknik Negeri Sriwijaya | 628 | - | - | 628 |
| Politeknik Negeri Subang | 113 | 1 | - | 114 |
| Politeknik Negeri Tanah Laut | 181 | 4 | - | 185 |
| Politeknik Negeri Ujung Pandang | 474 | 15 | 1 | 490 |
| Politeknik Perikanan Negeri Tual | 109 | - | - | 109 |
| Politeknik Perkapalan Negeri Surabaya | 261 | - | 2 | 263 |
| Politeknik Pertanian Negeri Kupang | 210 | - | - | 210 |
| Politeknik Pertanian Negeri Pangkajene Kepulauan | 216 | - | - | 216 |
| Politeknik Pertanian Negeri Payakumbuh | 226 | - | 1 | 227 |
| Politeknik Pertanian Negeri Samarinda | 128 | - | - | 128 |
| Jumlah (2) | 4.510 | 49 | 27 | 4.586 |
| Pendidikan Tinggi Vokasi | 11.413 | 165 | 62 | 11.640 |
| Kemdiktisaintek | 92.757 | 4.973 | 407 | 98.137 |

TABEL 7.41 TABLE

JUMLAH DOSEN MENURUT JENIS NOMOR REGISTRASI TIAP LLDIKTI
NUMBER OF LECTURERS BASED ON REGISTRATION NUMBER BY REGIONAL OFFICE
 LINGKUP / SCOPE : KEMDIKTISAINTEK / MoHES
 STATUS / STATUS : SWASTA / PRIVATE
 TAHUN / YEAR : 2025

| LLDIkti Regional Office | Tetap Full Time | Tidak Tetap Part Time | Pengajar Non Dosen Teaching Personnel | Jumlah Total |
|----------------------------|--------------------|--------------------------|--|-----------------|
| (1) | (2) | (3) | (4) | (5) |
| LLDIKTI I | 10.810 | 500 | 41 | 11.351 |
| LLDIKTI II | 7.837 | 355 | 101 | 8.293 |
| LLDIKTI III | 22.683 | 1.214 | 677 | 24.574 |
| LLDIKTI IV | 27.063 | 1.921 | 228 | 29.212 |
| LLDIKTI V | 7.565 | 223 | 127 | 7.915 |
| LLDIKTI VI | 13.617 | 660 | 177 | 14.454 |
| LLDIKTI VII | 20.070 | 897 | 123 | 21.090 |
| LLDIKTI VIII | 7.340 | 480 | 31 | 7.851 |
| LLDIKTI IX | 12.449 | 664 | 102 | 13.215 |
| LLDIKTI X | 5.136 | 203 | 30 | 5.369 |
| LLDIKTI XI | 6.239 | 445 | 119 | 6.803 |
| LLDIKTI XII | 1.824 | 93 | 48 | 1.965 |
| LLDIKTI XIII | 3.045 | 188 | 18 | 3.251 |
| LLDIKTI XIV | 2.165 | 208 | 51 | 2.424 |
| LLDIKTI XV | 2.713 | 84 | 20 | 2.817 |
| LLDIKTI XVI | 3.584 | 238 | 39 | 3.861 |
| LLDIKTI XVII | 4.985 | 189 | 19 | 5.193 |
| Jumlah | 159.125 | 8.562 | 1.951 | 169.638 |

TABEL 7.42 TABLE

JUMLAH DOSEN MENURUT JENIS NOMOR REGISTRASI TIAP LLDIKTI
NUMBER OF LECTURERS BASED ON REGISTRATION NUMBER BY REGIONAL OFFICE
 LINGKUP / SCOPE : KEMDIKTISAINTEK / MoHEST
 STATUS / STATUS : SWASTA AKADEMIK / ACADEMIC PRIVATE
 TAHUN / YEAR : 2025

| LLDIkti Regional Office | Tetap Full Time | Tidak Tetap Part Time | Pengajar Non Dosen Teaching Personnel | Jumlah Total |
|----------------------------|--------------------|--------------------------|--|-----------------|
| (1) | (2) | (3) | (4) | (5) |
| LLDIKTI I | 10.110 | 461 | 38 | 10.609 |
| LLDIKTI II | 7.542 | 345 | 86 | 7.973 |
| LLDIKTI III | 21.858 | 1.174 | 643 | 23.675 |
| LLDIKTI IV | 25.026 | 1.834 | 194 | 27.054 |
| LLDIKTI V | 7.094 | 213 | 98 | 7.405 |
| LLDIKTI VI | 12.709 | 617 | 99 | 13.425 |
| LLDIKTI VII | 19.372 | 876 | 102 | 20.350 |
| LLDIKTI VIII | 7.011 | 474 | 26 | 7.511 |
| LLDIKTI IX | 11.590 | 616 | 84 | 12.290 |
| LLDIKTI X | 4.845 | 192 | 25 | 5.062 |
| LLDIKTI XI | 5.606 | 413 | 78 | 6.097 |
| LLDIKTI XII | 1.759 | 78 | 46 | 1.883 |
| LLDIKTI XIII | 2.758 | 164 | 16 | 2.938 |
| LLDIKTI XIV | 2.015 | 193 | 41 | 2.249 |
| LLDIKTI XV | 2.570 | 81 | 17 | 2.668 |
| LLDIKTI XVI | 3.398 | 227 | 33 | 3.658 |
| LLDIKTI XVII | 4.697 | 184 | 18 | 4.899 |
| Jumlah | 149.960 | 8.142 | 1.644 | 159.746 |

TABEL 7.43 TABLE

JUMLAH DOSEN MENURUT JENIS NOMOR REGISTRASI TIAP LLDIKTI
NUMBER OF LECTURERS BASED ON REGISTRATION NUMBER BY REGIONAL OFFICE
 LINGKUP / SCOPE : KEMDIKTISAINTEK / MoHES
 STATUS / STATUS : SWASTA VOKASI / VOCATIONAL PRIVATE
 TAHUN / YEAR : 2025

| LLDIkti Regional Office | Tetap Full Time | Tidak Tetap Part Time | Pengajar Non Dosen Teaching Personnel | Jumlah Total |
|----------------------------|--------------------|--------------------------|--|-----------------|
| (1) | (2) | (3) | (4) | (5) |
| LLDIKTI I | 700 | 39 | 3 | 742 |
| LLDIKTI II | 295 | 10 | 15 | 320 |
| LLDIKTI III | 825 | 40 | 34 | 899 |
| LLDIKTI IV | 2.037 | 87 | 34 | 2.158 |
| LLDIKTI V | 471 | 10 | 29 | 510 |
| LLDIKTI VI | 908 | 43 | 78 | 1.029 |
| LLDIKTI VII | 698 | 21 | 21 | 740 |
| LLDIKTI VIII | 329 | 6 | 5 | 340 |
| LLDIKTI IX | 859 | 48 | 18 | 925 |
| LLDIKTI X | 291 | 11 | 5 | 307 |
| LLDIKTI XI | 633 | 32 | 41 | 706 |
| LLDIKTI XII | 65 | 15 | 2 | 82 |
| LLDIKTI XIII | 287 | 24 | 2 | 313 |
| LLDIKTI XIV | 150 | 15 | 10 | 175 |
| LLDIKTI XV | 143 | 3 | 3 | 149 |
| LLDIKTI XVI | 186 | 11 | 6 | 203 |
| LLDIKTI XVII | 288 | 5 | 1 | 294 |
| Jumlah | 9.165 | 420 | 307 | 9.892 |

TABEL 7.44 TABLE
JUMLAH DOSEN MENURUT KELOMPOK UMUR TIAP PROVINSI
NUMBER OF LECTURERS BASED ON AGE-GROUP BY PROVINCE
 LINGKUP / SCOPE : NASIONAL / NATIONAL
 STATUS / STATUS : NEGERI+SWASTA / PUBLIC+PRIVATE
 TAHUN / YEAR : 2025

| Provinsi <i>Province</i> | ≤ 25 th | 26 - 35 th | 36 - 45 th | 46 - 55 th | 56 - 65 th | > 65 | Jumlah <i>Total</i> |
|-----------------------------|--------------|---------------|----------------|---------------|---------------|--------------|------------------------|
| (1) | (2) | (3) | (4) | (5) | (6) | (7) | (8) |
| D.K.I. Jakarta | 82 | 5.938 | 9.505 | 8.571 | 6.189 | 1.117 | 31.402 |
| Jawa Barat | 132 | 9.606 | 12.407 | 9.474 | 7.241 | 901 | 39.761 |
| Banten | 45 | 3.468 | 4.070 | 3.027 | 1.663 | 258 | 12.531 |
| Jawa Tengah | 108 | 7.438 | 8.802 | 6.127 | 4.422 | 601 | 27.498 |
| D.I. Yogyakarta | 24 | 3.452 | 4.822 | 3.436 | 2.898 | 422 | 15.054 |
| Jawa Timur | 204 | 12.616 | 15.147 | 8.696 | 6.559 | 922 | 44.144 |
| Aceh | 41 | 2.754 | 3.752 | 2.222 | 1.083 | 61 | 9.913 |
| Sumatera Utara | 87 | 5.057 | 6.245 | 3.675 | 2.681 | 274 | 18.019 |
| Sumatera Barat | 30 | 2.572 | 3.519 | 2.045 | 1.687 | 186 | 10.039 |
| Riau | 47 | 2.148 | 2.728 | 1.502 | 868 | 82 | 7.375 |
| Kepulauan Riau | 22 | 902 | 957 | 569 | 262 | 31 | 2.743 |
| Jambi | 28 | 1.606 | 1.636 | 798 | 602 | 41 | 4.711 |
| Sumatera Selatan | 43 | 2.428 | 2.581 | 1.761 | 1.214 | 128 | 8.155 |
| Bangka Belitung | 6 | 551 | 403 | 193 | 63 | 5 | 1.221 |
| Bengkulu | 10 | 812 | 959 | 504 | 450 | 42 | 2.777 |
| Lampung | 54 | 3.151 | 2.431 | 1.261 | 906 | 94 | 7.897 |
| Kalimantan Barat | 18 | 1.313 | 1.585 | 856 | 581 | 35 | 4.388 |
| Kalimantan Tengah | 5 | 780 | 810 | 518 | 352 | 23 | 2.488 |
| Kalimantan Selatan | 37 | 1.630 | 1.579 | 1.053 | 743 | 75 | 5.117 |
| Kalimantan Timur | 21 | 1.702 | 1.529 | 1.122 | 655 | 68 | 5.097 |
| Kalimantan Utara | 2 | 200 | 258 | 131 | 47 | 5 | 643 |
| Sulawesi Utara | 23 | 1.077 | 1.096 | 1.174 | 1.385 | 134 | 4.889 |
| Gorontalo | 21 | 831 | 742 | 553 | 263 | 21 | 2.431 |
| Sulawesi Tengah | 18 | 1.044 | 1.109 | 736 | 662 | 53 | 3.622 |
| Sulawesi Selatan | 96 | 5.559 | 5.647 | 3.731 | 2.955 | 409 | 18.397 |
| Sulawesi Barat | 16 | 865 | 609 | 194 | 82 | 13 | 1.779 |
| Sulawesi Tenggara | 25 | 1.462 | 1.677 | 872 | 552 | 57 | 4.645 |
| Maluku | 13 | 830 | 974 | 882 | 537 | 50 | 3.286 |
| Maluku Utara | 7 | 582 | 823 | 534 | 176 | 11 | 2.133 |
| Bali | 40 | 2.428 | 2.367 | 1.276 | 1.695 | 211 | 8.017 |
| Nusa Tenggara Barat | 39 | 2.608 | 2.704 | 1.134 | 697 | 71 | 7.253 |
| Nusa Tenggara Timur | 16 | 1.736 | 1.907 | 1.028 | 693 | 42 | 5.422 |
| Papua | 20 | 1.083 | 1.135 | 800 | 444 | 32 | 3.514 |
| Papua Barat | 13 | 648 | 588 | 419 | 203 | 9 | 1.880 |
| INDONESIA | 1.393 | 90.877 | 107.103 | 70.874 | 51.510 | 6.484 | 328.241 |

TABEL 7.45 TABLE
JUMLAH DOSEN MENURUT KELOMPOK UMUR TIAP PROVINSI
NUMBER OF LECTURERS BASED ON AGE-GROUP BY PROVINCE
 LINGKUP / SCOPE : KEMDIKTISAINTEK / MoHES
 STATUS / STATUS : NEGERI+SWASTA / PUBLIC+PRIVATE
 TAHUN / YEAR : 2025

| Provinsi <i>Province</i> | ≤ 25 th | 26 - 35 th | 36 - 45 th | 46 - 55 th | 56 - 65 th | > 65 | Jumlah <i>Total</i> |
|-----------------------------|--------------|---------------|---------------|---------------|---------------|--------------|------------------------|
| (1) | (2) | (3) | (4) | (5) | (6) | (7) | (8) |
| D.K.I. Jakarta | 77 | 5.600 | 8.868 | 7.817 | 5.561 | 1.030 | 28.953 |
| Jawa Barat | 105 | 7.484 | 9.963 | 7.407 | 5.684 | 773 | 31.416 |
| Banten | 42 | 2.906 | 3.133 | 1.980 | 1.138 | 155 | 9.354 |
| Jawa Tengah | 98 | 6.166 | 7.082 | 4.852 | 3.688 | 541 | 22.427 |
| D.I. Yogyakarta | 23 | 3.143 | 4.360 | 2.996 | 2.557 | 386 | 13.465 |
| Jawa Timur | 165 | 9.676 | 11.613 | 6.712 | 5.598 | 837 | 34.601 |
| Aceh | 37 | 2.233 | 2.653 | 1.586 | 879 | 55 | 7.443 |
| Sumatera Utara | 82 | 4.182 | 5.105 | 2.854 | 2.151 | 230 | 14.604 |
| Sumatera Barat | 10 | 2.072 | 2.871 | 1.585 | 1.461 | 167 | 8.166 |
| Riau | 39 | 1.627 | 2.056 | 1.035 | 683 | 72 | 5.512 |
| Kepulauan Riau | 21 | 740 | 744 | 426 | 187 | 25 | 2.143 |
| Jambi | 21 | 982 | 1.008 | 455 | 412 | 30 | 2.908 |
| Sumatera Selatan | 36 | 1.896 | 2.079 | 1.395 | 1.030 | 125 | 6.561 |
| Bangka Belitung | 6 | 470 | 302 | 150 | 54 | 3 | 985 |
| Bengkulu | 7 | 602 | 701 | 332 | 355 | 36 | 2.033 |
| Lampung | 34 | 2.235 | 1.749 | 899 | 675 | 80 | 5.672 |
| Kalimantan Barat | 18 | 1.087 | 1.278 | 617 | 457 | 29 | 3.486 |
| Kalimantan Tengah | 4 | 638 | 597 | 375 | 302 | 21 | 1.937 |
| Kalimantan Selatan | 33 | 1.390 | 1.313 | 840 | 589 | 65 | 4.230 |
| Kalimantan Timur | 19 | 1.539 | 1.318 | 965 | 559 | 65 | 4.465 |
| Kalimantan Utara | 2 | 190 | 249 | 119 | 39 | 4 | 603 |
| Sulawesi Utara | 23 | 892 | 895 | 929 | 1.218 | 118 | 4.075 |
| Gorontalo | 21 | 752 | 641 | 451 | 227 | 20 | 2.112 |
| Sulawesi Tengah | 17 | 903 | 920 | 595 | 546 | 51 | 3.032 |
| Sulawesi Selatan | 91 | 4.756 | 4.576 | 2.909 | 2.451 | 363 | 15.146 |
| Sulawesi Barat | 14 | 767 | 488 | 139 | 53 | 8 | 1.469 |
| Sulawesi Tenggara | 24 | 1.321 | 1.510 | 760 | 488 | 54 | 4.157 |
| Maluku | 13 | 722 | 763 | 719 | 471 | 47 | 2.735 |
| Maluku Utara | 7 | 500 | 690 | 465 | 135 | 10 | 1.807 |
| Bali | 40 | 2.249 | 2.144 | 1.127 | 1.486 | 198 | 7.244 |
| Nusa Tenggara Barat | 32 | 1.978 | 2.142 | 828 | 568 | 68 | 5.616 |
| Nusa Tenggara Timur | 16 | 1.645 | 1.661 | 879 | 625 | 39 | 4.865 |
| Papua | 18 | 972 | 946 | 618 | 369 | 28 | 2.951 |
| Papua Barat | 10 | 577 | 504 | 340 | 162 | 9 | 1.602 |
| INDONESIA | 1.205 | 74.892 | 86.922 | 56.156 | 42.858 | 5.742 | 267.775 |

TABEL 7.46 TABLE
JUMLAH DOSEN MENURUT KELOMPOK UMUR TIAP PROVINSI
NUMBER OF LECTURERS BASED ON AGE-GROUP BY PROVINCE
 LINGKUP / SCOPE : KEMDIKTISAINTEK / MoHEST
 STATUS / STATUS : NEGERI / PUBLIC
 TAHUN / YEAR : 2025

| Provinsi <i>Province</i> | ≤ 25 th | 26 - 35 th | 36 - 45 th | 46 - 55 th | 56 - 65 th | > 65 | Jumlah <i>Total</i> |
|-----------------------------|------------|---------------|---------------|---------------|---------------|--------------|------------------------|
| (1) | (2) | (3) | (4) | (5) | (6) | (7) | (8) |
| D.K.I. Jakarta | 7 | 1.017 | 1.264 | 1.247 | 1.021 | 218 | 4.774 |
| Jawa Barat | 10 | 2.209 | 2.468 | 1.986 | 2.329 | 302 | 9.304 |
| Banten | 2 | 627 | 537 | 413 | 269 | 11 | 1.859 |
| Jawa Tengah | 23 | 2.317 | 2.115 | 1.683 | 1.602 | 233 | 7.973 |
| D.I. Yogyakarta | 8 | 1.393 | 1.506 | 1.232 | 1.190 | 221 | 5.550 |
| Jawa Timur | 70 | 4.061 | 4.115 | 2.560 | 2.357 | 348 | 13.511 |
| Aceh | 11 | 1.136 | 1.230 | 1.116 | 672 | 27 | 4.192 |
| Sumatera Utara | 8 | 844 | 837 | 713 | 763 | 88 | 3.253 |
| Sumatera Barat | 4 | 1.074 | 1.239 | 905 | 943 | 117 | 4.282 |
| Riau | 14 | 510 | 438 | 406 | 376 | 28 | 1.772 |
| Kepulauan Riau | 2 | 310 | 262 | 86 | 25 | 5 | 690 |
| Jambi | 8 | 511 | 397 | 209 | 280 | 18 | 1.423 |
| Sumatera Selatan | 14 | 921 | 601 | 514 | 454 | 66 | 2.570 |
| Bangka Belitung | 3 | 301 | 176 | 77 | 17 | 1 | 575 |
| Bengkulu | 6 | 375 | 277 | 165 | 181 | 18 | 1.022 |
| Lampung | 14 | 1.263 | 712 | 398 | 359 | 45 | 2.791 |
| Kalimantan Barat | 10 | 583 | 605 | 374 | 321 | 14 | 1.907 |
| Kalimantan Tengah | 3 | 322 | 277 | 235 | 207 | 15 | 1.059 |
| Kalimantan Selatan | 12 | 693 | 493 | 479 | 320 | 35 | 2.032 |
| Kalimantan Timur | 14 | 974 | 621 | 535 | 322 | 27 | 2.493 |
| Kalimantan Utara | 2 | 149 | 180 | 74 | 20 | 2 | 427 |
| Sulawesi Utara | 13 | 522 | 435 | 642 | 995 | 82 | 2.689 |
| Gorontalo | 7 | 348 | 274 | 306 | 141 | 17 | 1.093 |
| Sulawesi Tengah | 4 | 428 | 377 | 348 | 390 | 29 | 1.576 |
| Sulawesi Selatan | 26 | 1.570 | 1.001 | 1.005 | 1.087 | 175 | 4.864 |
| Sulawesi Barat | 7 | 407 | 230 | 50 | 16 | 3 | 713 |
| Sulawesi Tenggara | 4 | 457 | 685 | 464 | 340 | 30 | 1.980 |
| Maluku | 5 | 381 | 439 | 494 | 368 | 30 | 1.717 |
| Maluku Utara | - | 231 | 248 | 313 | 66 | 2 | 860 |
| Bali | 12 | 875 | 888 | 637 | 885 | 115 | 3.412 |
| Nusa Tenggara Barat | 6 | 472 | 411 | 336 | 329 | 43 | 1.597 |
| Nusa Tenggara Timur | 4 | 698 | 584 | 418 | 331 | 13 | 2.048 |
| Papua | 8 | 548 | 474 | 256 | 174 | 13 | 1.473 |
| Papua Barat | 2 | 154 | 216 | 191 | 92 | 1 | 656 |
| INDONESIA | 343 | 28.681 | 26.612 | 20.867 | 19.242 | 2.392 | 98.137 |

TABEL 7.47 TABLE
JUMLAH DOSEN MENURUT KELOMPOK UMUR TIAP PROVINSI
NUMBER OF LECTURERS BASED ON AGE-GROUP BY PROVINCE
 LINGKUP / SCOPE : KEMDIKTISAINTEK / MoHEST
 STATUS / STATUS : SWASTA / PRIVATE
 TAHUN / YEAR : 2025

| Provinsi <i>Province</i> | ≤ 25 th | 26 - 35 th | 36 - 45 th | 46 - 55 th | 56 - 65 th | > 65 | Jumlah <i>Total</i> |
|-----------------------------|------------|---------------|---------------|---------------|---------------|--------------|------------------------|
| (1) | (2) | (3) | (4) | (5) | (6) | (7) | (8) |
| D.K.I. Jakarta | 70 | 4.583 | 7.604 | 6.570 | 4.540 | 812 | 24.179 |
| Jawa Barat | 95 | 5.275 | 7.495 | 5.421 | 3.355 | 471 | 22.112 |
| Banten | 40 | 2.279 | 2.596 | 1.567 | 869 | 144 | 7.495 |
| Jawa Tengah | 75 | 3.849 | 4.967 | 3.169 | 2.086 | 308 | 14.454 |
| D.I. Yogyakarta | 15 | 1.750 | 2.854 | 1.764 | 1.367 | 165 | 7.915 |
| Jawa Timur | 95 | 5.615 | 7.498 | 4.152 | 3.241 | 489 | 21.090 |
| Aceh | 26 | 1.097 | 1.423 | 470 | 207 | 28 | 3.251 |
| Sumatera Utara | 74 | 3.338 | 4.268 | 2.141 | 1.388 | 142 | 11.351 |
| Sumatera Barat | 6 | 998 | 1.632 | 680 | 518 | 50 | 3.884 |
| Riau | 25 | 1.117 | 1.618 | 629 | 307 | 44 | 3.740 |
| Kepulauan Riau | 19 | 430 | 482 | 340 | 162 | 20 | 1.453 |
| Jambi | 13 | 471 | 611 | 246 | 132 | 12 | 1.485 |
| Sumatera Selatan | 22 | 975 | 1.478 | 881 | 576 | 59 | 3.991 |
| Bangka Belitung | 3 | 169 | 126 | 73 | 37 | 2 | 410 |
| Bengkulu | 1 | 227 | 424 | 167 | 174 | 18 | 1.011 |
| Lampung | 20 | 972 | 1.037 | 501 | 316 | 35 | 2.881 |
| Kalimantan Barat | 8 | 504 | 673 | 243 | 136 | 15 | 1.579 |
| Kalimantan Tengah | 1 | 316 | 320 | 140 | 95 | 6 | 878 |
| Kalimantan Selatan | 21 | 697 | 820 | 361 | 269 | 30 | 2.198 |
| Kalimantan Timur | 5 | 565 | 697 | 430 | 237 | 38 | 1.972 |
| Kalimantan Utara | - | 41 | 69 | 45 | 19 | 2 | 176 |
| Sulawesi Utara | 10 | 370 | 460 | 287 | 223 | 36 | 1.386 |
| Gorontalo | 14 | 404 | 367 | 145 | 86 | 3 | 1.019 |
| Sulawesi Tengah | 13 | 475 | 543 | 247 | 156 | 22 | 1.456 |
| Sulawesi Selatan | 65 | 3.186 | 3.575 | 1.904 | 1.364 | 188 | 10.282 |
| Sulawesi Barat | 7 | 360 | 258 | 89 | 37 | 5 | 756 |
| Sulawesi Tenggara | 20 | 864 | 825 | 296 | 148 | 24 | 2.177 |
| Maluku | 8 | 341 | 324 | 225 | 103 | 17 | 1.018 |
| Maluku Utara | 7 | 269 | 442 | 152 | 69 | 8 | 947 |
| Bali | 28 | 1.374 | 1.256 | 490 | 601 | 83 | 3.832 |
| Nusa Tenggara Barat | 26 | 1.506 | 1.731 | 492 | 239 | 25 | 4.019 |
| Nusa Tenggara Timur | 12 | 947 | 1.077 | 461 | 294 | 26 | 2.817 |
| Papua | 10 | 424 | 472 | 362 | 195 | 15 | 1.478 |
| Papua Barat | 8 | 423 | 288 | 149 | 70 | 8 | 946 |
| INDONESIA | 862 | 46.211 | 60.310 | 35.289 | 23.616 | 3.350 | 169.638 |

TABEL 7.48 TABLE

JUMLAH DOSEN MENURUT KELOMPOK UMUR TIAP PERGURUAN TINGGI (PT) NEGERI
NUMBER OF LECTURERS BASED ON AGE-GROUP BY PUBLIC HIGHER EDUCATION (HE)
 LINGKUP / SCOPE : KEMDIKTISAINTEK / MoHES
 STATUS / STATUS : NEGERI AKADEMIK / ACADEMIC PUBLIC
 TAHUN / YEAR : 2025

| Perguruan Tinggi College | ≤ 25 th | 26 - 35 th | 36 - 45 th | 46 - 55 th | 56 - 65 th | > 65 | Jumlah Total |
|---|-----------|--------------|--------------|--------------|--------------|--------------|-----------------|
| (1) | (2) | (3) | (4) | (5) | (6) | (7) | (8) |
| Institut Pertanian Bogor | 1 | 189 | 338 | 260 | 520 | 75 | 1.383 |
| Institut Seni Budaya Indonesia Aceh | 1 | 58 | 25 | 2 | - | - | 86 |
| Institut Seni Budaya Indonesia Bandung | 1 | 90 | 45 | 45 | 65 | 5 | 251 |
| Institut Seni Budaya Indonesia Kalimantan Timur | - | - | - | - | - | - | - |
| Institut Seni Budaya Indonesia Sulawesi Selatan | - | - | - | - | - | - | - |
| Institut Seni Budaya Indonesia Tanah Papua | - | 4 | 18 | 8 | 2 | - | 32 |
| Institut Seni Indonesia Bali | - | 62 | 60 | 36 | 72 | 3 | 233 |
| Institut Seni Indonesia Padang Panjang | 1 | 85 | 61 | 73 | 73 | - | 293 |
| Institut Seni Indonesia Surakarta | 1 | 121 | 51 | 66 | 49 | 1 | 289 |
| Institut Seni Indonesia Yogyakarta | - | 127 | 91 | 95 | 87 | 7 | 407 |
| Institut Teknologi Bacharuddin Jusuf Habibie | 2 | 81 | 13 | 4 | 2 | - | 102 |
| Institut Teknologi Bandung | - | 220 | 438 | 342 | 382 | 45 | 1.427 |
| Institut Teknologi Kalimantan | 5 | 230 | 104 | 4 | 2 | - | 345 |
| Institut Teknologi Sepuluh Nopember | 16 | 303 | 296 | 260 | 241 | 36 | 1.152 |
| Institut Teknologi Sumatera | 6 | 584 | 190 | 6 | 2 | 16 | 804 |
| Universitas Airlangga | 2 | 320 | 532 | 440 | 469 | 122 | 1.885 |
| Universitas Andalas | 1 | 291 | 482 | 418 | 466 | 61 | 1.719 |
| Universitas Bangka Belitung | 3 | 240 | 148 | 45 | 15 | 1 | 452 |
| Universitas Bengkulu | 6 | 363 | 264 | 164 | 181 | 18 | 996 |
| Universitas Borneo Tarakan | 2 | 134 | 168 | 70 | 17 | 2 | 393 |
| Universitas Brawijaya | 3 | 319 | 952 | 555 | 359 | 111 | 2.299 |
| Universitas Cenderawasih | 6 | 364 | 267 | 184 | 157 | 13 | 991 |
| Universitas Diponegoro | 7 | 468 | 408 | 453 | 482 | 61 | 1.879 |
| Universitas Gadjah Mada | 2 | 575 | 943 | 723 | 672 | 163 | 3.078 |
| Universitas Halu Oleo | 4 | 324 | 510 | 422 | 325 | 30 | 1.615 |
| Universitas Hasanuddin | 2 | 416 | 448 | 539 | 626 | 139 | 2.170 |
| Universitas Indonesia | - | 180 | 671 | 766 | 640 | 171 | 2.428 |
| Universitas Jambi | 8 | 511 | 397 | 209 | 280 | 18 | 1.423 |
| Universitas Jember | 7 | 558 | 438 | 307 | 297 | 15 | 1.622 |
| Universitas Jenderal Soedirman | 3 | 418 | 395 | 337 | 233 | 23 | 1.409 |
| Universitas Khairun | - | 231 | 248 | 313 | 66 | 2 | 860 |
| Jumlah (1) | 90 | 7.866 | 9.001 | 7.146 | 6.782 | 1.138 | 32.023 |

TABEL LANJUTAN 7.50 TABLE CONTINUED

JUMLAH DOSEN MENURUT KELOMPOK UMUR TIAP PERGURUAN TINGGI (PT) NEGERI
NUMBER OF LECTURERS BASED ON AGE-GROUP BY PUBLIC HIGHER EDUCATION (HE)
 LINGKUP / SCOPE : KEMDIKTISAINTEK / MoHES
 STATUS / STATUS : NEGERI AKADEMIK / ACADEMIC PUBLIC
 TAHUN / YEAR : 2025

| Perguruan Tinggi College | ≤ 25 th | 26 - 35 th | 36 - 45 th | 46 - 55 th | 56 - 65 th | > 65 | Jumlah Total |
|---|------------|---------------|---------------|--------------|--------------|------------|-----------------|
| (1) | (2) | (3) | (4) | (5) | (6) | (7) | (8) |
| Universitas Lambung Mangkurat | 9 | 510 | 391 | 392 | 282 | 35 | 1.619 |
| Universitas Lampung | 4 | 431 | 419 | 338 | 311 | 28 | 1.531 |
| Universitas Malikussaleh | 1 | 167 | 237 | 278 | 84 | 1 | 768 |
| Universitas Maritim Raja Ali Haji (UMRAH) | 1 | 158 | 145 | 48 | 19 | 2 | 373 |
| Universitas Mataram | 6 | 472 | 411 | 336 | 329 | 43 | 1.597 |
| Universitas Mulawarman | 9 | 585 | 394 | 384 | 206 | 24 | 1.602 |
| Universitas Musamus Merauke | 2 | 180 | 189 | 64 | 15 | - | 450 |
| Universitas Negeri Gorontalo | 7 | 348 | 274 | 306 | 141 | 17 | 1.093 |
| Universitas Negeri Jakarta | 4 | 466 | 271 | 302 | 243 | 42 | 1.328 |
| Universitas Negeri Makassar | 20 | 856 | 417 | 292 | 275 | 26 | 1.886 |
| Universitas Negeri Malang | 2 | 345 | 368 | 170 | 281 | 30 | 1.196 |
| Universitas Negeri Manado | 6 | 265 | 165 | 148 | 270 | 22 | 876 |
| Universitas Negeri Medan | 7 | 400 | 353 | 215 | 260 | 25 | 1.260 |
| Universitas Negeri Padang | 2 | 484 | 524 | 252 | 273 | 55 | 1.590 |
| Universitas Negeri Semarang | 3 | 333 | 434 | 241 | 262 | 26 | 1.299 |
| Universitas Negeri Surabaya | 27 | 643 | 516 | 264 | 251 | 22 | 1.723 |
| Universitas Negeri Yogyakarta | 6 | 491 | 356 | 282 | 273 | 38 | 1.446 |
| Universitas Nusa Cendana | 3 | 465 | 322 | 217 | 247 | 12 | 1.266 |
| Universitas Padjadjaran | - | 199 | 513 | 671 | 511 | 80 | 1.974 |
| Universitas Palangka Raya | 3 | 322 | 277 | 235 | 207 | 15 | 1.059 |
| Universitas Papua | 2 | 127 | 195 | 188 | 90 | 1 | 603 |
| Universitas Pattimura | 2 | 329 | 354 | 352 | 300 | 30 | 1.367 |
| Universitas Pembangunan Nasional Veteran Jakarta | 3 | 288 | 244 | 159 | 121 | 4 | 819 |
| Universitas Pembangunan Nasional Veteran Jawa Timur | 7 | 454 | 170 | 54 | 143 | 7 | 835 |
| Universitas Pembangunan Nasional Veteran Yogyakarta | - | 188 | 108 | 132 | 157 | 13 | 598 |
| Universitas Pendidikan Ganesha | 4 | 170 | 266 | 116 | 109 | 17 | 682 |
| Universitas Pendidikan Indonesia | - | 435 | 404 | 356 | 373 | 56 | 1.624 |
| Universitas Riau | 14 | 464 | 339 | 371 | 374 | 28 | 1.590 |
| Universitas Sam Ratulangi | 7 | 212 | 208 | 373 | 574 | 59 | 1.433 |
| Universitas Samudra | 4 | 210 | 171 | 49 | 40 | - | 474 |
| Universitas Sebelas Maret | 3 | 480 | 573 | 481 | 391 | 112 | 2.040 |
| Jumlah (2) | 168 | 11.477 | 10.008 | 8.066 | 7.412 | 870 | 38.001 |

TABEL LANJUTAN 7.50 TABLE CONTINUED

JUMLAH DOSEN MENURUT KELOMPOK UMUR TIAP PERGURUAN TINGGI (PT) NEGERI
NUMBER OF LECTURERS BASED ON AGE-GROUP BY PUBLIC HIGHER EDUCATION (HE)
 LINGKUP / SCOPE : KEMDIKTISAINTEK / MoHES
 STATUS / STATUS : NEGERI AKADEMIK / ACADEMIC PUBLIC
 TAHUN / YEAR : 2025

| Perguruan Tinggi College | ≤ 25 th | 26 - 35 th | 36 - 45 th | 46 - 55 th | 56 - 65 th | > 65 | Jumlah Total |
|---|------------|---------------|---------------|---------------|---------------|--------------|-----------------|
| (1) | (2) | (3) | (4) | (5) | (6) | (7) | (8) |
| Universitas Sembilanbelas November Kolaka | - | 133 | 175 | 42 | 15 | - | 365 |
| Universitas Siliwangi | 5 | 209 | 184 | 64 | 76 | 8 | 546 |
| Universitas Singaperbangsa Karawang | - | 247 | 253 | 99 | 75 | 17 | 691 |
| Universitas Sriwijaya | 14 | 655 | 494 | 375 | 338 | 66 | 1.942 |
| Universitas Sulawesi Barat | 7 | 407 | 230 | 50 | 16 | 3 | 713 |
| Universitas Sultan Ageng Tirtayasa | 2 | 417 | 322 | 279 | 82 | 5 | 1.107 |
| Universitas Sumatera Utara | - | 272 | 408 | 424 | 404 | 63 | 1.571 |
| Universitas Syiah Kuala | 1 | 419 | 549 | 575 | 462 | 26 | 2.032 |
| Universitas Tadulako | 4 | 428 | 377 | 348 | 390 | 29 | 1.576 |
| Universitas Tanjungpura | 3 | 376 | 380 | 234 | 253 | 13 | 1.259 |
| Universitas Terbuka | - | 210 | 215 | 134 | 187 | 6 | 752 |
| Universitas Teuku Umar | 3 | 227 | 193 | 53 | 17 | - | 493 |
| Universitas Tidar | 3 | 280 | 139 | 30 | 24 | 3 | 479 |
| Universitas Timor | - | 133 | 130 | 45 | 14 | 1 | 323 |
| Universitas Trunodjoyo Madura | 1 | 224 | 232 | 197 | 38 | - | 692 |
| Universitas Udayana | 4 | 431 | 476 | 407 | 520 | 94 | 1.932 |
| Jumlah (3) | 47 | 5.068 | 4.757 | 3.356 | 2.911 | 334 | 16.473 |
| Pendidikan Tinggi Akademik | 305 | 24.411 | 23.766 | 18.568 | 17.105 | 2.342 | 86.497 |

TABEL 7.49 TABLE

JUMLAH DOSEN MENURUT KELOMPOK UMUR TIAP PERGURUAN TINGGI (PT) NEGERI
NUMBER OF LECTURERS BASED ON AGE-GROUP BY PUBLIC HIGHER EDUCATION (HE)
 LINGKUP / SCOPE : KEMDIKTISAINTEK / MoHES
 STATUS / STATUS : NEGERI VOKASI / VOCATIONAL PUBLIC
 TAHUN / YEAR : 2025

| Perguruan Tinggi College | ≤ 25 th | 26 - 35 th | 36 - 45 th | 46 - 55 th | 56 - 65 th | > 65 | Jumlah Total |
|---|-----------|--------------|--------------|--------------|--------------|-----------|-----------------|
| (1) | (2) | (3) | (4) | (5) | (6) | (7) | (8) |
| Akademi Komunitas Negeri Aceh Barat | - | 11 | 13 | 1 | - | - | 25 |
| Akademi Komunitas Negeri Pacitan | - | 10 | 12 | - | - | - | 22 |
| Akademi Komunitas Negeri Putra Sang Fajar Blitar | - | 12 | 15 | 1 | - | - | 28 |
| Akademi Komunitas Negeri Rejang Lebong | - | 12 | 13 | 1 | - | - | 26 |
| Akademi Komunitas Negeri Seni dan Budaya Yogyakarta | - | 12 | 8 | - | 1 | - | 21 |
| Politeknik Elektronika Negeri Surabaya | 2 | 83 | 68 | 53 | 47 | - | 253 |
| Politeknik Manufaktur Bandung | - | 56 | 22 | 38 | 30 | - | 146 |
| Politeknik Manufaktur Negeri Bangka Belitung | - | 61 | 28 | 32 | 2 | - | 123 |
| Politeknik Maritim Negeri Indonesia | - | 9 | 19 | 12 | 10 | 1 | 51 |
| Politeknik Negeri Ambon | 1 | 29 | 50 | 103 | 58 | - | 241 |
| Politeknik Negeri Bali | 4 | 212 | 86 | 78 | 184 | 1 | 565 |
| Politeknik Negeri Balikpapan | - | 45 | 38 | 17 | 9 | - | 109 |
| Politeknik Negeri Bandung | 3 | 270 | 102 | 43 | 173 | 5 | 596 |
| Politeknik Negeri Banjarmasin | 1 | 56 | 56 | 81 | 34 | - | 228 |
| Politeknik Negeri Banyuwangi | 2 | 89 | 66 | 10 | 1 | - | 168 |
| Politeknik Negeri Batam | 1 | 152 | 117 | 38 | 6 | 3 | 317 |
| Politeknik Negeri Bengkalis | - | 46 | 99 | 35 | 2 | - | 182 |
| Politeknik Negeri Cilacap | - | 67 | 44 | 13 | 2 | - | 126 |
| Politeknik Negeri Fakfak | - | 27 | 21 | 3 | 2 | - | 53 |
| Politeknik Negeri Indramayu | - | 53 | 34 | 6 | 7 | - | 100 |
| Politeknik Negeri Jakarta | - | 157 | 107 | 61 | 116 | 11 | 452 |
| Politeknik Negeri Jember | - | 223 | 136 | 60 | 42 | 1 | 462 |
| Politeknik Negeri Ketapang | - | 23 | 52 | 11 | 2 | - | 88 |
| Politeknik Negeri Kupang | - | 48 | 75 | 74 | 52 | - | 249 |
| Politeknik Negeri Lampung | 4 | 248 | 103 | 54 | 46 | 1 | 456 |
| Politeknik Negeri Lhokseumawe | 1 | 44 | 42 | 158 | 69 | - | 314 |
| Politeknik Negeri Madiun | - | 66 | 47 | 22 | 9 | - | 144 |
| Politeknik Negeri Madura | - | 38 | 26 | 13 | 1 | - | 78 |
| Politeknik Negeri Malang | 1 | 240 | 188 | 110 | 147 | 3 | 689 |
| Politeknik Negeri Manado | - | 37 | 31 | 105 | 147 | - | 320 |
| Politeknik Negeri Medan | 1 | 172 | 76 | 74 | 99 | - | 422 |
| Jumlah (1) | 21 | 2.608 | 1.794 | 1.307 | 1.298 | 26 | 7.054 |

TABEL LANJUTAN 7.51 TABLE CONTINUED

JUMLAH DOSEN MENURUT KELOMPOK UMUR TIAP PERGURUAN TINGGI (PT) NEGERI
NUMBER OF LECTURERS BASED ON AGE-GROUP BY PUBLIC HIGHER EDUCATION (HE)
 LINGKUP / SCOPE : KEMDIKTISAINTEK / MoHES
 STATUS / STATUS : NEGERI VOKASI / VOCATIONAL PUBLIC
 TAHUN / YEAR : 2025

| Perguruan Tinggi College | ≤ 25 th | 26 - 35 th | 36 - 45 th | 46 - 55 th | 56 - 65 th | > 65 | Jumlah Total |
|--|------------|---------------|---------------|---------------|---------------|--------------|-----------------|
| (1) | (2) | (3) | (4) | (5) | (6) | (7) | (8) |
| Politeknik Negeri Media Kreatif | - | 83 | 78 | 20 | 17 | 1 | 199 |
| Politeknik Negeri Nunukan | - | 15 | 12 | 4 | 3 | - | 34 |
| Politeknik Negeri Nusa Utara | - | 8 | 31 | 16 | 4 | 1 | 60 |
| Politeknik Negeri Padang | - | 140 | 115 | 120 | 78 | - | 453 |
| Politeknik Negeri Pontianak | 4 | 131 | 118 | 117 | 64 | 1 | 435 |
| Politeknik Negeri Samarinda | - | 74 | 56 | 88 | 88 | 3 | 309 |
| Politeknik Negeri Sambas | 3 | 53 | 55 | 12 | 2 | - | 125 |
| Politeknik Negeri Semarang | 3 | 141 | 52 | 50 | 149 | 6 | 401 |
| Politeknik Negeri Sriwijaya | - | 266 | 107 | 139 | 116 | - | 628 |
| Politeknik Negeri Subang | - | 84 | 28 | 1 | 1 | - | 114 |
| Politeknik Negeri Tanah Laut | 2 | 127 | 46 | 6 | 4 | - | 185 |
| Politeknik Negeri Ujung Pandang | 2 | 164 | 92 | 93 | 129 | 10 | 490 |
| Politeknik Perikanan Negeri Tual | 2 | 23 | 35 | 39 | 10 | - | 109 |
| Politeknik Perkapalan Negeri Surabaya | - | 134 | 53 | 44 | 31 | 1 | 263 |
| Politeknik Pertanian Negeri Kupang | 1 | 52 | 57 | 82 | 18 | - | 210 |
| Politeknik Pertanian Negeri Pangkajene Kepulauan | - | 53 | 31 | 77 | 55 | - | 216 |
| Politeknik Pertanian Negeri Payakumbuh | - | 74 | 57 | 42 | 53 | 1 | 227 |
| Politeknik Pertanian Negeri Samarinda | - | 40 | 29 | 42 | 17 | - | 128 |
| Jumlah (2) | 17 | 1.662 | 1.052 | 992 | 839 | 24 | 4.586 |
| Pendidikan Tinggi Vokasi | 38 | 4.270 | 2.846 | 2.299 | 2.137 | 50 | 11.640 |
| Kemdiktisaintek | 343 | 28.681 | 26.612 | 20.867 | 19.242 | 2.392 | 98.137 |

TABEL 7.50 TABLE
JUMLAH DOSEN MENURUT KELOMPOK UMUR TIAP LLDIKTI
 NUMBER OF LECTURERS BASED ON AGE-GROUP BY REGIONAL OFFICE
 LINGKUP / SCOPE : KEMDIKTISAINTEK / MoHEST
 STATUS / STATUS : SWASTA / PRIVATE
 TAHUN / YEAR : 2025

| LLDIkti Regional Office | ≤ 25 th | 26 - 35 th | 36 - 45 th | 46 - 55 th | 56 - 65 th | > 65 | Jumlah Total |
|----------------------------|------------|---------------|---------------|---------------|---------------|--------------|-----------------|
| (1) | (2) | (3) | (4) | (5) | (6) | (7) | (8) |
| LLDIKTI I | 74 | 3.338 | 4.268 | 2.141 | 1.388 | 142 | 11.351 |
| LLDIKTI II | 46 | 2.343 | 3.065 | 1.622 | 1.103 | 114 | 8.293 |
| LLDIKTI III | 71 | 4.649 | 7.699 | 6.676 | 4.646 | 833 | 24.574 |
| LLDIKTI IV | 134 | 7.488 | 9.996 | 6.882 | 4.118 | 594 | 29.212 |
| LLDIKTI V | 15 | 1.750 | 2.854 | 1.764 | 1.367 | 165 | 7.915 |
| LLDIKTI VI | 75 | 3.849 | 4.967 | 3.169 | 2.086 | 308 | 14.454 |
| LLDIKTI VII | 95 | 5.615 | 7.498 | 4.152 | 3.241 | 489 | 21.090 |
| LLDIKTI VIII | 54 | 2.880 | 2.987 | 982 | 840 | 108 | 7.851 |
| LLDIKTI IX | 92 | 4.410 | 4.658 | 2.289 | 1.549 | 217 | 13.215 |
| LLDIKTI X | 19 | 1.469 | 2.243 | 926 | 650 | 62 | 5.369 |
| LLDIKTI XI | 35 | 2.123 | 2.579 | 1.219 | 756 | 91 | 6.803 |
| LLDIKTI XII | 15 | 610 | 766 | 377 | 172 | 25 | 1.965 |
| LLDIKTI XIII | 26 | 1.097 | 1.423 | 470 | 207 | 28 | 3.251 |
| LLDIKTI XIV | 18 | 847 | 760 | 511 | 265 | 23 | 2.424 |
| LLDIKTI XV | 12 | 947 | 1.077 | 461 | 294 | 26 | 2.817 |
| LLDIKTI XVI | 37 | 1.249 | 1.370 | 679 | 465 | 61 | 3.861 |
| LLDIKTI XVII | 44 | 1.547 | 2.100 | 969 | 469 | 64 | 5.193 |
| Jumlah | 862 | 46.211 | 60.310 | 35.289 | 23.616 | 3.350 | 169.638 |

TABEL 7.51 TABLE
JUMLAH DOSEN MENURUT KELOMPOK UMUR TIAP LLDIKTI
 NUMBER OF LECTURERS BASED ON AGE-GROUP BY REGIONAL OFFICE
 LINGKUP / SCOPE : KEMDIKTISAINTEK / MoHES
 STATUS / STATUS : SWASTA AKADEMIK / ACADEMIC PRIVATE
 TAHUN / YEAR : 2025

| LLDIkti Regional Office | ≤ 25 th | 26 - 35 th | 36 - 45 th | 46 - 55 th | 56 - 65 th | > 65 | Jumlah Total |
|----------------------------|------------|---------------|---------------|---------------|---------------|--------------|-----------------|
| (1) | (2) | (3) | (4) | (5) | (6) | (7) | (8) |
| LLDIKTI I | 73 | 3.114 | 3.991 | 1.977 | 1.319 | 135 | 10.609 |
| LLDIKTI II | 45 | 2.245 | 2.931 | 1.561 | 1.079 | 112 | 7.973 |
| LLDIKTI III | 68 | 4.435 | 7.453 | 6.402 | 4.493 | 824 | 23.675 |
| LLDIKTI IV | 123 | 6.833 | 9.251 | 6.361 | 3.904 | 582 | 27.054 |
| LLDIKTI V | 12 | 1.611 | 2.707 | 1.645 | 1.272 | 158 | 7.405 |
| LLDIKTI VI | 71 | 3.567 | 4.610 | 2.909 | 1.972 | 296 | 13.425 |
| LLDIKTI VII | 89 | 5.369 | 7.221 | 4.014 | 3.172 | 485 | 20.350 |
| LLDIKTI VIII | 50 | 2.717 | 2.879 | 940 | 818 | 107 | 7.511 |
| LLDIKTI IX | 78 | 4.062 | 4.330 | 2.129 | 1.490 | 201 | 12.290 |
| LLDIKTI X | 19 | 1.378 | 2.127 | 852 | 625 | 61 | 5.062 |
| LLDIKTI XI | 27 | 1.841 | 2.313 | 1.118 | 710 | 88 | 6.097 |
| LLDIKTI XII | 15 | 588 | 738 | 355 | 162 | 25 | 1.883 |
| LLDIKTI XIII | 24 | 1.007 | 1.261 | 417 | 201 | 28 | 2.938 |
| LLDIKTI XIV | 17 | 786 | 709 | 471 | 246 | 20 | 2.249 |
| LLDIKTI XV | 9 | 871 | 1.038 | 442 | 282 | 26 | 2.668 |
| LLDIKTI XVI | 32 | 1.170 | 1.292 | 653 | 450 | 61 | 3.658 |
| LLDIKTI XVII | 41 | 1.446 | 1.976 | 915 | 457 | 64 | 4.899 |
| Jumlah | 793 | 43.040 | 56.827 | 33.161 | 22.652 | 3.273 | 159.746 |

TABEL 7.52 TABLE

JUMLAH DOSEN MENURUT KELOMPOK UMUR TIAP LLDIKTI
NUMBER OF LECTURERS BASED ON AGE-GROUP BY REGIONAL OFFICE
 LINGKUP / SCOPE : KEMDIKTISAINTEK / MoHES
 STATUS / STATUS : SWASTA VOKASI / VOCATIONAL PRIVATE
 TAHUN / YEAR : 2025

| LLDIkti Regional Office | ≤ 25 th | 26 - 35 th | 36 - 45 th | 46 - 55 th | 56 - 65 th | > 65 | Jumlah Total |
|----------------------------|-----------|--------------|--------------|--------------|------------|-----------|-----------------|
| (1) | (2) | (3) | (4) | (5) | (6) | (7) | (8) |
| LLDIKTI I | 1 | 224 | 277 | 164 | 69 | 7 | 742 |
| LLDIKTI II | 1 | 98 | 134 | 61 | 24 | 2 | 320 |
| LLDIKTI III | 3 | 214 | 246 | 274 | 153 | 9 | 899 |
| LLDIKTI IV | 11 | 655 | 745 | 521 | 214 | 12 | 2.158 |
| LLDIKTI V | 3 | 139 | 147 | 119 | 95 | 7 | 510 |
| LLDIKTI VI | 4 | 282 | 357 | 260 | 114 | 12 | 1.029 |
| LLDIKTI VII | 6 | 246 | 277 | 138 | 69 | 4 | 740 |
| LLDIKTI VIII | 4 | 163 | 108 | 42 | 22 | 1 | 340 |
| LLDIKTI IX | 14 | 348 | 328 | 160 | 59 | 16 | 925 |
| LLDIKTI X | - | 91 | 116 | 74 | 25 | 1 | 307 |
| LLDIKTI XI | 8 | 282 | 266 | 101 | 46 | 3 | 706 |
| LLDIKTI XII | - | 22 | 28 | 22 | 10 | - | 82 |
| LLDIKTI XIII | 2 | 90 | 162 | 53 | 6 | - | 313 |
| LLDIKTI XIV | 1 | 61 | 51 | 40 | 19 | 3 | 175 |
| LLDIKTI XV | 3 | 76 | 39 | 19 | 12 | - | 149 |
| LLDIKTI XVI | 5 | 79 | 78 | 26 | 15 | - | 203 |
| LLDIKTI XVII | 3 | 101 | 124 | 54 | 12 | - | 294 |
| Jumlah | 69 | 3.171 | 3.483 | 2.128 | 964 | 77 | 9.892 |

TABEL 7.53 TABLE

PERKEMBANGAN JUMLAH DOSEN PERGURUAN TINGGI (PT) TIAP PROVINSI
TREND OF LECTURER AT HIGHER EDUCATION (HE) BY PROVINCE
 LINGKUP / SCOPE : KEMDIKTISAINTEK / MoHES
 STATUS / STATUS : NEGERI+SWASTA / PUBLIC+PRIVATE
 TAHUN / YEAR : 2025

| Provinsi <i>Province</i> | 2019/2020 | | | 2020/2021 | | | 2021/2022 | | |
|-----------------------------|-------------------------|--------------------------|------------------------|-------------------------|--------------------------|------------------------|-------------------------|--------------------------|------------------------|
| | Negeri <i>Public</i> | Swasta <i>Private</i> | Jumlah <i>Total</i> | Negeri <i>Public</i> | Swasta <i>Private</i> | Jumlah <i>Total</i> | Negeri <i>Public</i> | Swasta <i>Private</i> | Jumlah <i>Total</i> |
| (1) | (2) | (3) | (4) | (5) | (6) | (7) | (8) | (9) | (10) |
| D.K.I. Jakarta | 4.103 | 24.632 | 28.735 | 4.105 | 24.114 | 28.219 | 4.207 | 25.255 | 29.462 |
| Jawa Barat | 8.550 | 24.930 | 33.480 | 8.724 | 25.596 | 34.320 | 8.832 | 25.968 | 34.800 |
| Banten | 1.473 | 9.171 | 10.644 | 1.471 | 9.542 | 11.013 | 1.560 | 8.909 | 10.469 |
| Jawa Tengah | 6.828 | 14.192 | 21.020 | 6.882 | 14.601 | 21.483 | 6.868 | 14.733 | 21.601 |
| D.I. Yogyakarta | 4.757 | 8.151 | 12.908 | 4.845 | 8.355 | 13.200 | 5.131 | 8.340 | 13.471 |
| Jawa Timur | 10.936 | 22.643 | 33.579 | 11.422 | 23.140 | 34.562 | 11.656 | 22.831 | 34.487 |
| Aceh | 3.536 | 4.122 | 7.658 | 3.628 | 3.340 | 6.968 | 3.808 | 3.310 | 7.118 |
| Sumatera Utara | 3.023 | 12.380 | 15.403 | 3.059 | 12.431 | 15.490 | 3.004 | 12.039 | 15.043 |
| Sumatera Barat | 3.541 | 4.116 | 7.657 | 3.638 | 3.968 | 7.606 | 3.776 | 3.986 | 7.762 |
| Riau | 1.479 | 3.320 | 4.799 | 1.515 | 3.315 | 4.830 | 1.545 | 3.437 | 4.982 |
| Kepulauan Riau | 395 | 1.544 | 1.939 | 446 | 1.564 | 2.010 | 516 | 1.530 | 2.046 |
| Jambi | 967 | 1.495 | 2.462 | 1.100 | 1.477 | 2.577 | 1.133 | 1.537 | 2.670 |
| Sumatera Selatan | 1.874 | 4.793 | 6.667 | 1.842 | 4.549 | 6.391 | 1.982 | 4.595 | 6.577 |
| Bangka Belitung | 257 | 426 | 683 | 310 | 433 | 743 | 349 | 420 | 769 |
| Bengkulu | 867 | 1.248 | 2.115 | 894 | 1.223 | 2.117 | 925 | 1.176 | 2.101 |
| Lampung | 2.027 | 3.444 | 5.471 | 1.996 | 3.224 | 5.220 | 2.286 | 3.247 | 5.533 |
| Kalimantan Barat | 1.560 | 1.579 | 3.139 | 1.578 | 1.634 | 3.212 | 1.634 | 1.670 | 3.304 |
| Kalimantan Tengah | 802 | 1.050 | 1.852 | 877 | 1.051 | 1.928 | 882 | 891 | 1.773 |
| Kalimantan Selatan | 1.543 | 2.418 | 3.961 | 1.536 | 2.382 | 3.918 | 1.570 | 2.406 | 3.976 |
| Kalimantan Timur | 1.809 | 2.313 | 4.122 | 1.955 | 2.291 | 4.246 | 2.123 | 2.301 | 4.424 |
| Kalimantan Utara | 317 | 304 | 621 | 322 | 302 | 624 | 383 | 293 | 676 |
| Sulawesi Utara | 2.700 | 1.865 | 4.565 | 2.626 | 1.800 | 4.426 | 2.598 | 1.883 | 4.481 |
| Gorontalo | 786 | 1.045 | 1.831 | 837 | 999 | 1.836 | 945 | 921 | 1.866 |
| Sulawesi Tengah | 1.477 | 1.951 | 3.428 | 1.429 | 1.851 | 3.280 | 1.459 | 1.822 | 3.281 |
| Sulawesi Selatan | 3.451 | 10.614 | 14.065 | 3.511 | 10.471 | 13.982 | 3.703 | 10.842 | 14.545 |
| Sulawesi Barat | 370 | 855 | 1.225 | 418 | 861 | 1.279 | 572 | 960 | 1.532 |
| Sulawesi Tenggara | 1.833 | 2.149 | 3.982 | 1.920 | 2.138 | 4.058 | 1.956 | 2.104 | 4.060 |
| Maluku | 1.453 | 1.219 | 2.672 | 1.506 | 1.273 | 2.779 | 1.578 | 1.255 | 2.833 |
| Maluku Utara | 646 | 1.291 | 1.937 | 672 | 1.292 | 1.964 | 726 | 1.233 | 1.959 |
| Bali | 2.944 | 3.961 | 6.905 | 3.001 | 3.905 | 6.906 | 3.131 | 3.886 | 7.017 |
| Nusa Tenggara Barat | 1.209 | 3.743 | 4.952 | 1.216 | 3.819 | 5.035 | 1.350 | 3.795 | 5.145 |
| Nusa Tenggara Timur | 1.554 | 3.034 | 4.588 | 1.612 | 3.034 | 4.646 | 1.706 | 3.106 | 4.812 |
| Papua | 997 | 1.773 | 2.770 | 1.109 | 1.681 | 2.790 | 1.113 | 1.754 | 2.867 |
| Papua Barat | 589 | 1.130 | 1.719 | 606 | 1.188 | 1.794 | 605 | 1.278 | 1.883 |
| INDONESIA | 80.653 | 182.901 | 263.554 | 82.608 | 182.844 | 265.452 | 85.612 | 183.713 | 269.325 |

TABEL LANJUTAN 7.55 TABLE CONTINUED

PERKEMBANGAN JUMLAH DOSEN PERGURUAN TINGGI (PT) TIAP PROVINSI

TREND OF LECTURER AT HIGHER EDUCATION (HE) BY PROVINCE

LINGKUP / SCOPE : KEMDIKTISAINTEK / MoHES

STATUS / STATUS : NEGERI+SWASTA / PUBLIC+PRIVATE

TAHUN / YEAR : 2025

| Provinsi <i>Province</i> | 2022/2023 | | | 2023/2024 | | | 2024/2025 | | |
|-----------------------------|-------------------------|--------------------------|------------------------|-------------------------|--------------------------|------------------------|-------------------------|--------------------------|------------------------|
| | Negeri <i>Public</i> | Swasta <i>Private</i> | Jumlah <i>Total</i> | Negeri <i>Public</i> | Swasta <i>Private</i> | Jumlah <i>Total</i> | Negeri <i>Public</i> | Swasta <i>Private</i> | Jumlah <i>Total</i> |
| (1) | (2) | (3) | (4) | (5) | (6) | (7) | (8) | (9) | (10) |
| D.K.I. Jakarta | 4.312 | 26.324 | 30.636 | 4.009 | 24.676 | 28.685 | 4.774 | 24.179 | 28.953 |
| Jawa Barat | 8.553 | 24.327 | 32.880 | 7.963 | 21.976 | 29.939 | 9.304 | 22.112 | 31.416 |
| Banten | 1.550 | 9.120 | 10.670 | 1.509 | 7.414 | 8.923 | 1.859 | 7.495 | 9.354 |
| Jawa Tengah | 6.909 | 15.266 | 22.175 | 6.673 | 14.118 | 20.791 | 7.973 | 14.454 | 22.427 |
| D.I. Yogyakarta | 5.176 | 8.210 | 13.386 | 4.893 | 7.898 | 12.791 | 5.550 | 7.915 | 13.465 |
| Jawa Timur | 12.107 | 22.645 | 34.752 | 11.423 | 20.676 | 32.099 | 13.511 | 21.090 | 34.601 |
| Aceh | 3.755 | 3.462 | 7.217 | 3.360 | 3.235 | 6.595 | 4.192 | 3.251 | 7.443 |
| Sumatera Utara | 3.097 | 12.382 | 15.479 | 2.913 | 11.709 | 14.622 | 3.253 | 11.351 | 14.604 |
| Sumatera Barat | 3.948 | 4.113 | 8.061 | 3.740 | 3.896 | 7.636 | 4.282 | 3.884 | 8.166 |
| Riau | 1.514 | 3.640 | 5.154 | 1.363 | 3.546 | 4.909 | 1.772 | 3.740 | 5.512 |
| Kepulauan Riau | 531 | 1.523 | 2.054 | 438 | 1.464 | 1.902 | 690 | 1.453 | 2.143 |
| Jambi | 1.190 | 1.586 | 2.776 | 1.028 | 1.473 | 2.501 | 1.423 | 1.485 | 2.908 |
| Sumatera Selatan | 2.010 | 4.292 | 6.302 | 1.849 | 3.971 | 5.820 | 2.570 | 3.991 | 6.561 |
| Bangka Belitung | 355 | 419 | 774 | 288 | 384 | 672 | 575 | 410 | 985 |
| Bengkulu | 882 | 1.124 | 2.006 | 902 | 997 | 1.899 | 1.022 | 1.011 | 2.033 |
| Lampung | 2.251 | 2.931 | 5.182 | 2.169 | 2.771 | 4.940 | 2.791 | 2.881 | 5.672 |
| Kalimantan Barat | 1.596 | 1.756 | 3.352 | 1.446 | 1.571 | 3.017 | 1.907 | 1.579 | 3.486 |
| Kalimantan Tengah | 972 | 984 | 1.956 | 878 | 848 | 1.726 | 1.059 | 878 | 1.937 |
| Kalimantan Selatan | 1.598 | 2.467 | 4.065 | 1.495 | 2.185 | 3.680 | 2.032 | 2.198 | 4.230 |
| Kalimantan Timur | 2.101 | 2.290 | 4.391 | 1.897 | 1.909 | 3.806 | 2.493 | 1.972 | 4.465 |
| Kalimantan Utara | 366 | 286 | 652 | 240 | 215 | 455 | 427 | 176 | 603 |
| Sulawesi Utara | 2.474 | 1.757 | 4.231 | 2.337 | 1.445 | 3.782 | 2.689 | 1.386 | 4.075 |
| Gorontalo | 969 | 973 | 1.942 | 922 | 933 | 1.855 | 1.093 | 1.019 | 2.112 |
| Sulawesi Tengah | 1.385 | 1.692 | 3.077 | 1.321 | 1.487 | 2.808 | 1.576 | 1.456 | 3.032 |
| Sulawesi Selatan | 3.987 | 11.017 | 15.004 | 3.854 | 10.110 | 13.964 | 4.864 | 10.282 | 15.146 |
| Sulawesi Barat | 582 | 901 | 1.483 | 462 | 807 | 1.269 | 713 | 756 | 1.469 |
| Sulawesi Tenggara | 1.950 | 2.358 | 4.308 | 1.486 | 2.088 | 3.574 | 1.980 | 2.177 | 4.157 |
| Maluku | 1.594 | 1.327 | 2.921 | 1.511 | 1.077 | 2.588 | 1.717 | 1.018 | 2.735 |
| Maluku Utara | 784 | 1.220 | 2.004 | 740 | 979 | 1.719 | 860 | 947 | 1.807 |
| Bali | 3.152 | 3.989 | 7.141 | 2.876 | 3.787 | 6.663 | 3.412 | 3.832 | 7.244 |
| Nusa Tenggara Barat | 1.364 | 3.951 | 5.315 | 1.310 | 3.909 | 5.219 | 1.597 | 4.019 | 5.616 |
| Nusa Tenggara Timur | 1.781 | 3.210 | 4.991 | 1.576 | 2.859 | 4.435 | 2.048 | 2.817 | 4.865 |
| Papua | 1.269 | 1.614 | 2.883 | 1.095 | 1.487 | 2.582 | 1.473 | 1.478 | 2.951 |
| Papua Barat | 611 | 989 | 1.600 | 577 | 932 | 1.509 | 656 | 946 | 1.602 |
| INDONESIA | 86.675 | 184.145 | 270.820 | 80.543 | 168.832 | 249.375 | 98.137 | 169.638 | 267.775 |

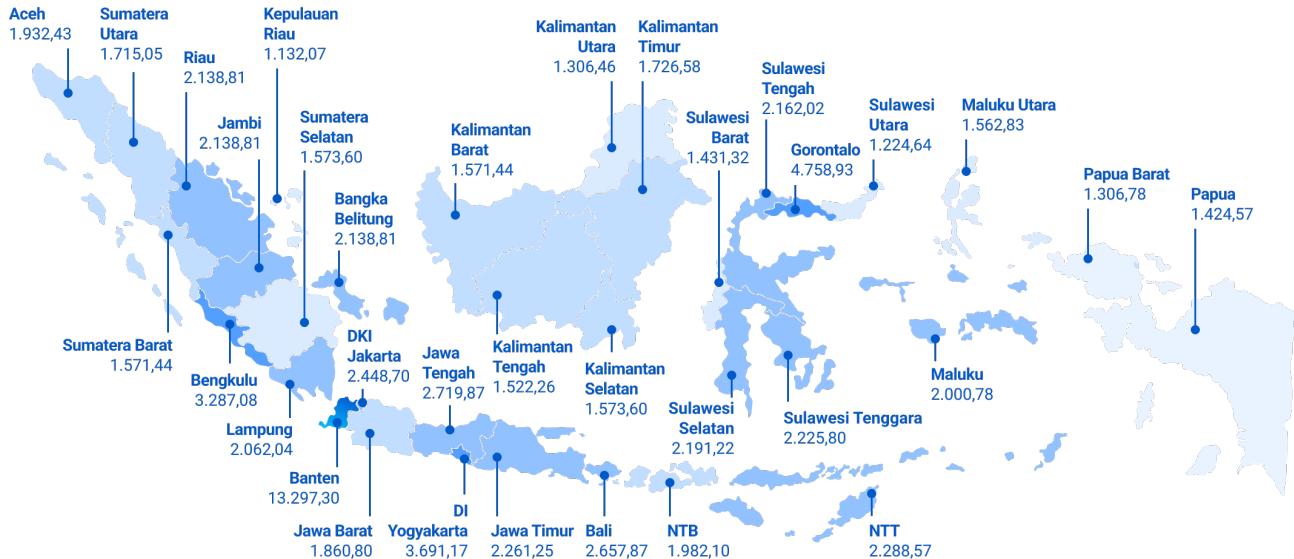


Indikator Statistik

Key Statistical Indicators



8.1 Rasio Ratio



GRAFIK 8.1 GRAPHIC
RASIO MAHASISWA PER PERGURUAN TINGGI
 STUDENT TO INSTITUTION RATIO

Statistik rasio perguruan tinggi tahun 2025 menyajikan perbandingan antara mahasiswa, dosen, dan perguruan tinggi sebagai komponen utama dalam sistem pendidikan tinggi. Data yang disajikan mencakup rasio mahasiswa per perguruan tinggi, rasio dosen per perguruan tinggi, serta rasio mahasiswa terhadap dosen pada tingkat nasional dan wilayah provinsi.

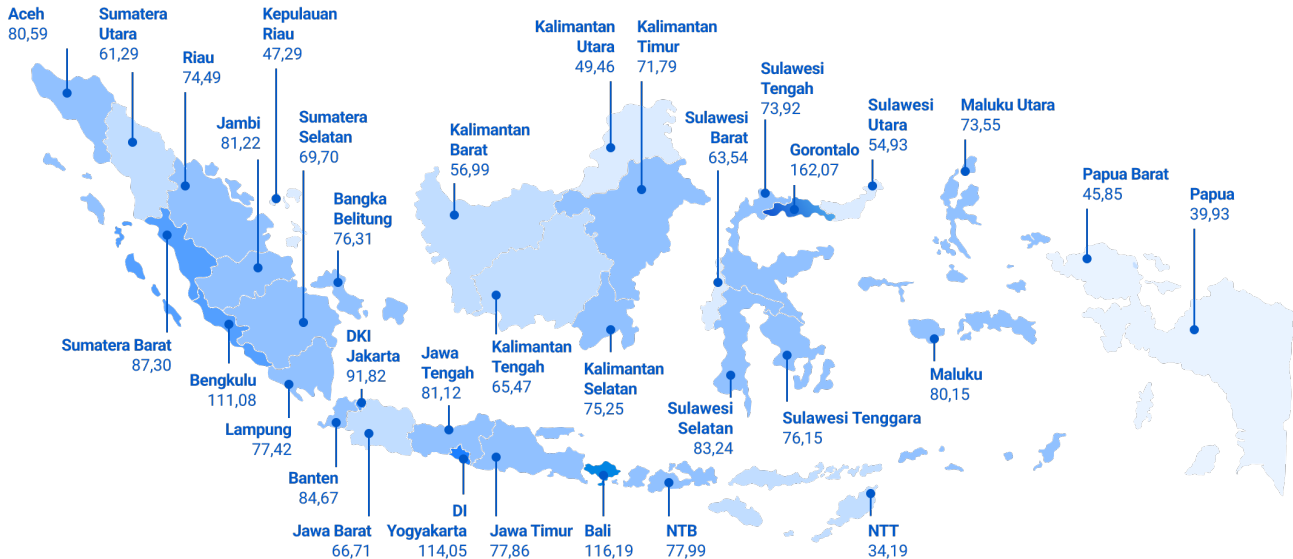
Berdasarkan data pada grafik, rasio mahasiswa per perguruan tinggi secara nasional mencapai 2.499 mahasiswa per lembaga. Provinsi Banten mencatat rasio tertinggi, yaitu sebesar 13.297 mahasiswa per perguruan tinggi, sedangkan rasio terendah terdapat di Provinsi Kepulauan Riau dengan 1.132 mahasiswa per lembaga.

Higher education ratio statistics for 2025 present a comparative overview of students, lecturers, and higher education institutions as key components of the higher education system. The indicators include the student-to-institution ratio, the lecturer-to-institution ratio, and the student-to-lecturer ratio at both national and provincial levels.

Based on the data presented in the graph, the number of students per higher education institution nationwide is 2,499. Banten records the highest ratio, with 13,297 students per institution, while the lowest ratio is observed in Riau Islands, at 1,132 students per institution.

Tingginya rasio di Provinsi Banten tidak terlepas dari keberadaan Universitas Terbuka yang menyelenggarakan pembelajaran jarak jauh dan memiliki jangkauan layanan secara nasional, sehingga jumlah mahasiswa terdaftar lebih besar dibandingkan dengan perguruan tinggi lainnya.

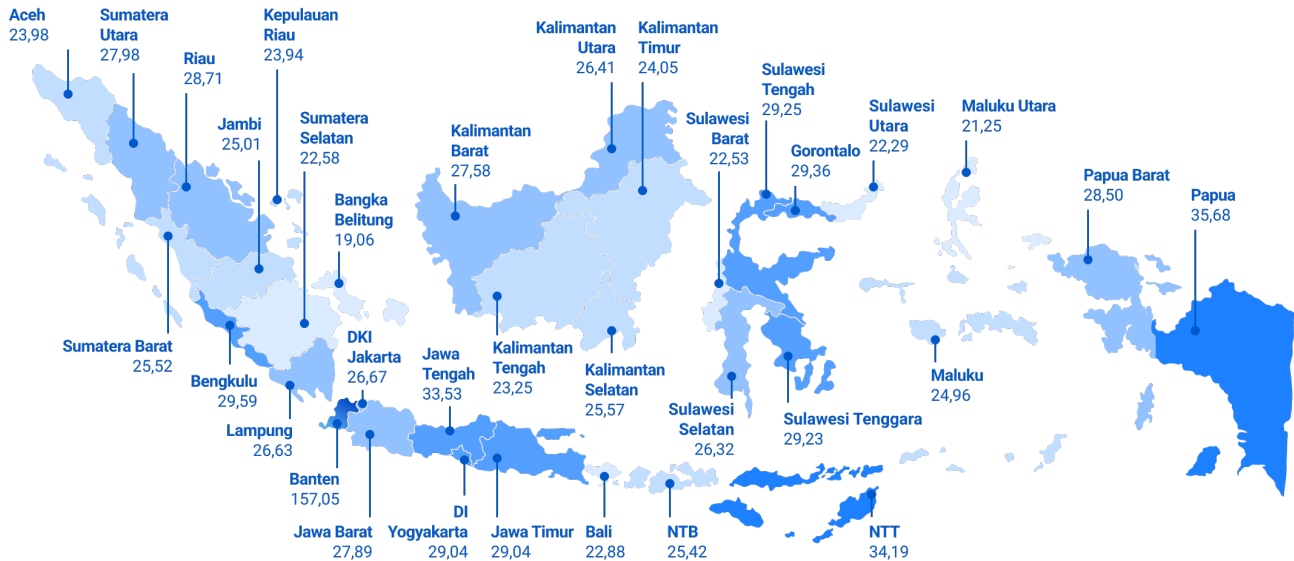
The high ratio in Banten is associated with the presence of Universitas Terbuka, which implements distance learning and serves students nationwide, resulting in a significantly larger enrollment compared to other institutions.



GRAFIK 8.2 GRAPHIC
RASIO DOSEN PER PERGURUAN TINGGI
 LECTURER TO INSTITUTION RATIO

Secara nasional untuk rasio dosen per perguruan tinggi berada pada angka 76 dosen per lembaga. Rasio tertinggi tercatat di Provinsi Gorontalo dengan 162 dosen per lembaga, sedangkan rasio terendah terdapat di Provinsi Papua dengan 39,93 dosen per lembaga.

The national lecturer-to-institution ratio is 76 lecturers per institution. The highest ratio is recorded in Gorontalo, at 162 lecturers per institution, while the lowest is in Papua, at 39.93 lecturers per institution.



GRAFIK 8.3 GRAPHIC

RASIO MAHASISWA PER DOSEN STUDENT TO LECTURER RATIO

Sementara itu, rasio mahasiswa terhadap dosen secara nasional mencapai 33 mahasiswa untuk satu orang dosen. Provinsi Banten kembali mencatat rasio tertinggi, yaitu sebesar 157 mahasiswa per dosen, sedangkan rasio terendah terdapat di Provinsi Bali dengan 19 mahasiswa per dosen. Kondisi ini menunjukkan adanya variasi dalam kapasitas kelembagaan dan ketersediaan sumber daya pendidikan tinggi antar wilayah.

Meanwhile, the national student-to-lecturer ratio stands at 33 students per lecturer. Banten again records the highest ratio, at 157 students per lecturer, whereas the lowest ratio is observed in Bali, at 19 students per lecturer. Overall, these indicators reflect disparities in institutional capacity as well as variations in the availability and quality of higher education resources across regions.

TABEL 8.1 TABLE
RASIO MAHASISWA PER LEMBAGA TIAP PROVINSI
RATIOS OF STUDENT TO INSTITUTION BY PROVINCE
 LINGKUP / SCOPE : NASIONAL / NATIONAL
 STATUS / STATUS : NEGERI+SWASTA / PUBLIC+PRIVATE
 TAHUN / YEAR : 2025

| Provinsi <i>Province</i> | Universitas <i>University</i> | Institut <i>Institute</i> | Sekolah Tinggi <i>Sch. of High Learning</i> | Akademi <i>Academy</i> | Akademi Komunitas <i>Community College</i> | Politeknik <i>Polytechnic</i> | Rata-rata <i>Average</i> |
|-----------------------------|----------------------------------|------------------------------|--|---------------------------|---|----------------------------------|-----------------------------|
| (1) | (2) | (3) | (4) | (5) | (6) | (7) | (8) |
| D.K.I. Jakarta | 8.802 | 1.734 | 412 | 126 | - | 1.129 | 2.449 |
| Jawa Barat | 6.211 | 2.609 | 563 | 148 | 114 | 1.060 | 1.861 |
| Banten | 45.369 | 924 | 564 | 107 | - | 840 | 13.297 |
| Jawa Tengah | 8.586 | 1.214 | 420 | 201 | 4 | 1.060 | 2.720 |
| D.I. Yogyakarta | 12.242 | 2.150 | 759 | 177 | 342 | 680 | 3.691 |
| Jawa Timur | 6.646 | 1.542 | 448 | 121 | 62 | 1.826 | 2.261 |
| Aceh | 7.093 | 3.007 | 416 | 145 | 175 | 1.767 | 1.932 |
| Sumatera Utara | 6.088 | 1.834 | 434 | 132 | - | 1.316 | 1.715 |
| Sumatera Barat | 7.749 | 1.345 | 373 | 105 | - | 2.127 | 2.228 |
| Riau | 9.019 | 994 | 573 | 52 | - | 1.538 | 2.139 |
| Kepulauan Riau | 3.709 | 774 | 372 | 120 | - | 2.822 | 1.132 |
| Jambi | 5.662 | 1.127 | 461 | 38 | - | 3.279 | 2.031 |
| Sumatera Selatan | 4.544 | 557 | 401 | 27 | 43 | 2.311 | 1.574 |
| Bangka Belitung | 3.270 | 1.858 | 66 | - | 28 | 635 | 1.455 |
| Bengkulu | 9.095 | 6.107 | 672 | 88 | 86 | 2.331 | 3.287 |
| Lampung | 6.331 | 2.642 | 358 | 48 | - | 2.813 | 2.062 |
| Kalimantan Barat | 7.500 | 1.914 | 304 | 184 | - | 2.920 | 1.571 |
| Kalimantan Tengah | 5.152 | 878 | 315 | 62 | - | 550 | 1.522 |
| Kalimantan Selatan | 8.246 | 1.509 | 665 | 81 | 6 | 964 | 1.924 |
| Kalimantan Timur | 8.307 | 1.588 | 409 | 24 | - | 1.393 | 1.727 |
| Kalimantan Utara | 6.496 | - | 257 | - | - | 549 | 1.306 |
| Sulawesi Utara | 5.456 | 1.281 | 208 | 92 | - | 2.143 | 1.225 |
| Gorontalo | 6.629 | 4.539 | 450 | - | - | 733 | 4.759 |
| Sulawesi Tengah | 8.585 | 370 | 534 | 249 | - | 764 | 2.162 |
| Sulawesi Selatan | 6.825 | 1.328 | 588 | 91 | 151 | 1.308 | 2.191 |
| Sulawesi Barat | 4.027 | 979 | 525 | 250 | - | 301 | 1.431 |
| Sulawesi Tenggara | 7.436 | 967 | 806 | 20 | 43 | 768 | 2.226 |
| Maluku | 5.715 | 2.020 | 436 | 86 | - | 2.872 | 2.001 |
| Maluku Utara | 3.807 | 1.904 | 225 | 85 | - | 874 | 1.563 |
| Bali | 6.762 | 2.381 | 415 | 208 | 37 | 1.486 | 2.658 |
| Nusa Tenggara Barat | 6.212 | 1.534 | 603 | 160 | 883 | 940 | 1.982 |
| Nusa Tenggara Timur | 7.220 | 1.376 | 392 | 224 | - | 2.644 | 2.289 |
| Papua | 5.323 | 558 | 413 | 235 | - | 1.811 | 1.425 |
| Papua Barat | 3.759 | 1.598 | 383 | - | - | 798 | 1.307 |
| INDONESIA | 8.685 | 1.635 | 467 | 129 | 96 | 1.342 | 2.499 |

TABEL 8.2 TABLE
RASIO MAHASISWA PER LEMBAGA TIAP PROVINSI
RATIOS OF STUDENT TO INSTITUTION BY PROVINCE
 LINGKUP / SCOPE : KEMDIKTISAINTEK / MoHES
 STATUS / STATUS : NEGERI+SWASTA / PUBLIC+PRIVATE
 TAHUN / YEAR : 2025

| Provinsi Province | Universitas University | Institut Institute | Sekolah Tinggi Sch. of High Learning | Akademi Academy | Akademi Komunitas Community College | Politeknik Polytechnic | Rata-rata Average |
|----------------------|---------------------------|-----------------------|---|--------------------|--|---------------------------|----------------------|
| (1) | (2) | (3) | (4) | (5) | (6) | (7) | (8) |
| D.K.I. Jakarta | 8.838 | 2.196 | 655 | 126 | - | 830 | 3.317 |
| Jawa Barat | 6.106 | 4.525 | 847 | 155 | 114 | 854 | 2.544 |
| Banten | 47.503 | 905 | 782 | 107 | - | 350 | 19.634 |
| Jawa Tengah | 8.048 | 1.153 | 591 | 127 | 4 | 622 | 3.222 |
| D.I. Yogyakarta | 11.659 | 2.646 | 872 | 166 | 342 | 418 | 4.144 |
| Jawa Timur | 6.638 | 2.392 | 658 | 135 | 62 | 1.752 | 3.072 |
| Aceh | 6.916 | 451 | 478 | 145 | 175 | 1.260 | 2.288 |
| Sumatera Utara | 6.146 | 1.841 | 700 | 132 | - | 1.069 | 2.326 |
| Sumatera Barat | 7.052 | 2.190 | 450 | 105 | - | 2.107 | 2.392 |
| Riau | 7.899 | 1.121 | 637 | 52 | - | 1.886 | 2.507 |
| Kepulauan Riau | 3.709 | 823 | 639 | 120 | - | 3.282 | 1.988 |
| Jambi | 5.617 | 409 | 635 | 38 | - | 692 | 2.116 |
| Sumatera Selatan | 3.875 | 437 | 572 | 30 | 43 | 2.954 | 1.768 |
| Bangka Belitung | 3.270 | 1.083 | 197 | - | 28 | 526 | 1.511 |
| Bengkulu | 8.865 | - | 1.146 | 88 | 86 | 773 | 3.753 |
| Lampung | 5.323 | 3.475 | 423 | 48 | - | 2.242 | 2.412 |
| Kalimantan Barat | 8.170 | 743 | 513 | 203 | - | 2.795 | 2.260 |
| Kalimantan Tengah | 5.046 | 82 | 405 | 93 | - | 208 | 1.759 |
| Kalimantan Selatan | 8.008 | 538 | 851 | 81 | 6 | 780 | 2.129 |
| Kalimantan Timur | 8.306 | 1.906 | 567 | 13 | - | 1.279 | 2.166 |
| Kalimantan Utara | 6.496 | - | 690 | - | - | 549 | 2.071 |
| Sulawesi Utara | 5.456 | 695 | 432 | 92 | - | 3.253 | 1.997 |
| Gorontalo | 6.629 | - | 450 | - | - | 160 | 4.648 |
| Sulawesi Tengah | 8.588 | 370 | 886 | 249 | - | 312 | 2.803 |
| Sulawesi Selatan | 6.612 | 949 | 691 | 77 | - | 1.107 | 2.316 |
| Sulawesi Barat | 4.287 | 979 | 506 | 250 | - | - | 1.831 |
| Sulawesi Tenggara | 7.436 | 248 | 984 | 23 | - | 451 | 2.459 |
| Maluku | 5.951 | 1.589 | 612 | 86 | - | 2.921 | 2.426 |
| Maluku Utara | 3.807 | 1.189 | 383 | 85 | - | 482 | 1.894 |
| Bali | 6.837 | 2.287 | 583 | 208 | 37 | 1.329 | 3.028 |
| Nusa Tenggara Barat | 6.180 | 1.339 | 890 | 160 | 883 | - | 2.569 |
| Nusa Tenggara Timur | 7.220 | 717 | 494 | 224 | - | 2.375 | 2.769 |
| Papua | 5.323 | 385 | 609 | 235 | - | 550 | 1.927 |
| Papua Barat | 3.759 | - | 697 | - | - | 904 | 1.999 |
| INDONESIA | 8.648 | 1.820 | 671 | 125 | 91 | 1.089 | 3.254 |

TABEL 8.3 TABLE
RASIO MAHASISWA PER LEMBAGA TIAP PROVINSI
RATIOS OF STUDENT TO INSTITUTION BY PROVINCE
 LINGKUP / SCOPE : KEMDIKTISAINTEK / MoHEST
 STATUS / STATUS : NEGERI / PUBLIC
 TAHUN / YEAR : 2025

| Provinsi Province | Universitas University | Institut Institute | Sekolah Tinggi Sch. of High Learning | Akademi Academy | Akademi Komunitas Community College | Politeknik Polytechnic | Rata-rata Average |
|----------------------|---------------------------|-----------------------|---|--------------------|--|---------------------------|----------------------|
| (1) | (2) | (3) | (4) | (5) | (6) | (7) | (8) |
| D.K.I. Jakarta | 42.561 | - | - | - | - | 5.192 | 33.219 |
| Jawa Barat | 38.117 | 22.871 | - | - | - | 4.738 | 20.397 |
| Banten | 828.953 | - | - | - | - | - | 828.953 |
| Jawa Tengah | 52.354 | 5.403 | - | - | - | 3.667 | 30.908 |
| D.I. Yogyakarta | 54.779 | 7.289 | - | - | 87 | - | 34.342 |
| Jawa Timur | 52.041 | 29.147 | - | - | 224 | 6.297 | 25.762 |
| Aceh | 22.328 | 451 | - | - | 175 | 5.670 | 13.658 |
| Sumatera Utara | 49.780 | - | - | - | - | 8.486 | 36.015 |
| Sumatera Barat | 45.310 | 4.033 | - | - | - | 5.067 | 20.957 |
| Riau | 42.486 | - | - | - | - | 3.929 | 23.208 |
| Kepulauan Riau | 9.006 | - | - | - | - | 12.129 | 10.568 |
| Jambi | 38.127 | - | - | - | - | - | 38.127 |
| Sumatera Selatan | 39.780 | - | - | - | - | 10.961 | 25.371 |
| Bangka Belitung | 8.763 | - | - | - | - | 1.384 | 5.074 |
| Bengkulu | 32.143 | - | - | - | 86 | - | 16.115 |
| Lampung | 39.306 | 20.925 | - | - | - | 6.314 | 22.182 |
| Kalimantan Barat | 44.138 | - | - | - | - | 4.239 | 14.214 |
| Kalimantan Tengah | 26.213 | - | - | - | - | - | 26.213 |
| Kalimantan Selatan | 44.094 | - | - | - | - | 2.937 | 16.656 |
| Kalimantan Timur | 39.054 | 3.037 | - | - | - | 3.527 | 9.285 |
| Kalimantan Utara | 12.122 | - | - | - | - | 363 | 6.243 |
| Sulawesi Utara | 25.627 | - | - | - | - | 3.253 | 14.440 |
| Gorontalo | 38.257 | - | - | - | - | - | 38.257 |
| Sulawesi Tengah | 52.255 | - | - | - | - | - | 52.255 |
| Sulawesi Selatan | 65.036 | 503 | - | - | - | 4.464 | 23.334 |
| Sulawesi Barat | 15.379 | - | - | - | - | - | 15.379 |
| Sulawesi Tenggara | 33.053 | - | - | - | - | - | 33.053 |
| Maluku | 37.987 | - | - | - | - | 2.921 | 14.609 |
| Maluku Utara | 19.980 | - | - | - | - | - | 19.980 |
| Bali | 33.499 | 3.571 | - | - | - | 8.346 | 19.729 |
| Nusa Tenggara Barat | 37.474 | - | - | - | - | - | 37.474 |
| Nusa Tenggara Timur | 31.831 | - | - | - | - | 6.378 | 19.104 |
| Papua | 33.995 | 535 | - | - | - | - | 22.842 |
| Papua Barat | 14.004 | - | - | - | - | 1.168 | 7.586 |
| INDONESIA | 64.200 | 9.803 | - | - | 159 | 4.910 | 34.712 |

TABEL 8.4 TABLE
RASIO MAHASISWA PER LEMBAGA TIAP PROVINSI
RATIOS OF STUDENT TO INSTITUTION BY PROVINCE
 LINGKUP / SCOPE : KEMDIKTISAINTEK / MoHEST
 STATUS / STATUS : SWASTA / PRIVATE
 TAHUN / YEAR : 2025

| Provinsi Province | Universitas University | Institut Institute | Sekolah Tinggi Sch. of High Learning | Akademi Academy | Akademi Komunitas Community College | Politeknik Polytechnic | Rata-rata Average |
|----------------------|---------------------------|-----------------------|---|--------------------|--|---------------------------|----------------------|
| (1) | (2) | (3) | (4) | (5) | (6) | (7) | (8) |
| D.K.I. Jakarta | 7.452 | 2.196 | 655 | 126 | - | 557 | 2.812 |
| Jawa Barat | 4.851 | 2.023 | 847 | 155 | 114 | 441 | 1.929 |
| Banten | 5.263 | 905 | 782 | 107 | - | 350 | 2.414 |
| Jawa Tengah | 5.278 | 799 | 591 | 127 | 4 | 521 | 2.129 |
| D.I. Yogyakarta | 7.347 | 1.872 | 872 | 166 | 596 | 418 | 2.649 |
| Jawa Timur | 3.967 | 1.469 | 658 | 135 | 16 | 162 | 1.859 |
| Aceh | 3.492 | - | 478 | 145 | - | 378 | 1.151 |
| Sumatera Utara | 4.559 | 1.841 | 700 | 132 | - | 499 | 1.788 |
| Sumatera Barat | 3.575 | 1.575 | 450 | 105 | - | 134 | 1.232 |
| Riau | 5.593 | 1.121 | 637 | 52 | - | 1.205 | 1.850 |
| Kepulauan Riau | 3.047 | 823 | 639 | 120 | - | 332 | 1.328 |
| Jambi | 2.366 | 409 | 635 | 38 | - | 692 | 1.025 |
| Sumatera Selatan | 2.545 | 437 | 572 | 30 | 43 | 285 | 1.163 |
| Bangka Belitung | 1.439 | 1.083 | 197 | - | 28 | 97 | 798 |
| Bengkulu | 4.210 | - | 1.146 | 88 | - | 773 | 1.987 |
| Lampung | 3.323 | 1.294 | 423 | 48 | - | 207 | 1.353 |
| Kalimantan Barat | 3.674 | 743 | 513 | 203 | - | 629 | 1.093 |
| Kalimantan Tengah | 2.023 | 82 | 405 | 93 | - | 208 | 781 |
| Kalimantan Selatan | 3.998 | 538 | 851 | 81 | 6 | 301 | 1.202 |
| Kalimantan Timur | 4.462 | 1.152 | 567 | 13 | - | 155 | 1.196 |
| Kalimantan Utara | 869 | - | 690 | - | - | 611 | 680 |
| Sulawesi Utara | 2.094 | 695 | 432 | 92 | - | - | 839 |
| Gorontalo | 2.675 | - | 450 | - | - | 160 | 1.848 |
| Sulawesi Tengah | 3.130 | 370 | 886 | 249 | - | 312 | 1.257 |
| Sulawesi Selatan | 4.126 | 988 | 691 | 77 | - | 547 | 1.565 |
| Sulawesi Barat | 2.069 | 979 | 506 | 250 | - | - | 1.034 |
| Sulawesi Tenggara | 3.167 | 248 | 984 | 23 | - | 451 | 1.157 |
| Maluku | 1.946 | 1.589 | 612 | 86 | - | - | 1.020 |
| Maluku Utara | 1.785 | 1.189 | 383 | 85 | - | 482 | 990 |
| Bali | 3.504 | 2.159 | 583 | 208 | 37 | 159 | 1.718 |
| Nusa Tenggara Barat | 4.442 | 1.339 | 890 | 160 | 883 | - | 1.946 |
| Nusa Tenggara Timur | 4.325 | 717 | 494 | 224 | - | 373 | 1.623 |
| Papua | 1.500 | 355 | 609 | 235 | - | 550 | 786 |
| Papua Barat | 2.620 | - | 697 | - | - | 772 | 1.491 |
| INDONESIA | 4.466 | 1.329 | 671 | 125 | 77 | 386 | 1.782 |

TABEL 8.5 TABLE
RASIO MAHASISWA PER LEMBAGA TIAP PROVINSI
RATIOS OF STUDENT TO INSTITUTION BY PROVINCE
 LINGKUP / SCOPE : KEMENAG / MoRA
 STATUS / STATUS : NEGERI+SWASTA / PUBLIC+PRIVATE
 TAHUN / YEAR : 2025

| Provinsi <i>Province</i> | Universitas <i>University</i> | Institut <i>Institute</i> | Sekolah Tinggi <i>Sch. of High Learning</i> | Akademi <i>Academy</i> | Akademi Komunitas <i>Community College</i> | Politeknik <i>Polytechnic</i> | Rata-rata <i>Average</i> |
|-----------------------------|----------------------------------|------------------------------|--|---------------------------|---|----------------------------------|-----------------------------|
| (1) | (2) | (3) | (4) | (5) | (6) | (7) | (8) |
| D.K.I. Jakarta | 6.040 | 173 | 174 | - | - | - | 239 |
| Jawa Barat | 7.784 | 828 | 380 | - | - | - | 753 |
| Banten | 17.619 | 947 | 389 | - | - | - | 1.627 |
| Jawa Tengah | 16.209 | 1.280 | 269 | - | - | - | 1.467 |
| D.I. Yogyakarta | 31.481 | 412 | 349 | - | - | - | 1.994 |
| Jawa Timur | 6.695 | 854 | 310 | - | - | - | 1.083 |
| Aceh | 8.066 | 4.285 | 372 | - | - | - | 1.249 |
| Sumatera Utara | 4.989 | 1.815 | 256 | - | - | - | 515 |
| Sumatera Barat | 13.318 | 218 | 273 | - | - | - | 1.716 |
| Riau | 26.934 | 859 | 502 | - | - | - | 1.473 |
| Kepulauan Riau | - | 676 | 283 | - | - | - | 310 |
| Jambi | 5.786 | 1.388 | 199 | - | - | - | 1.739 |
| Sumatera Selatan | 13.918 | 768 | 196 | - | - | - | 1.091 |
| Bangka Belitung | - | 4.185 | - | - | - | - | 1.395 |
| Bengkulu | 10.474 | 6.107 | 277 | - | - | - | 2.280 |
| Lampung | 9.964 | 768 | 321 | - | - | - | 1.512 |
| Kalimantan Barat | 1.468 | 8.942 | 192 | - | - | - | 526 |
| Kalimantan Tengah | 5.997 | 1.277 | 187 | - | - | - | 986 |
| Kalimantan Selatan | 10.628 | 2.480 | 413 | - | - | - | 1.257 |
| Kalimantan Timur | 8.322 | - | 204 | 69 | - | - | 593 |
| Kalimantan Utara | - | - | 83 | - | - | - | 83 |
| Sulawesi Utara | - | 1.866 | 99 | - | - | - | 281 |
| Gorontalo | - | 9.077 | - | - | - | - | 9.077 |
| Sulawesi Tengah | 8.551 | - | 155 | - | - | - | 755 |
| Sulawesi Selatan | 9.427 | 2.381 | 364 | - | - | - | 1.918 |
| Sulawesi Barat | 2.465 | - | 544 | - | - | - | 758 |
| Sulawesi Tenggara | - | 3.124 | 479 | - | - | - | 1.360 |
| Maluku | 3.596 | 2.236 | 106 | - | - | - | 810 |
| Maluku Utara | - | 3.335 | 92 | - | - | - | 556 |
| Bali | 5.412 | 3.420 | 120 | - | - | - | 979 |
| Nusa Tenggara Barat | 6.518 | 1.673 | 338 | - | - | - | 977 |
| Nusa Tenggara Timur | - | 5.326 | 248 | - | - | - | 530 |
| Papua | - | 1.597 | 217 | - | - | - | 267 |
| Papua Barat | - | 1.598 | 103 | - | - | - | 228 |
| INDONESIA | 9.178 | 1.347 | 288 | 35 | - | - | 969 |

TABEL 8.6 TABLE
RASIO MAHASISWA PER LEMBAGA TIAP PROVINSI
RATIOS OF STUDENT TO INSTITUTION BY PROVINCE
 LINGKUP / SCOPE : KEMENAG / MoRA
 STATUS / STATUS : NEGERI / PUBLIC
 TAHUN / YEAR : 2025

| Provinsi Province | Universitas University | Institut Institute | Sekolah Tinggi Sch. of High Learning | Akademi Academy | Akademi Komunitas Community College | Politeknik Polytechnic | Rata-rata Average |
|----------------------|---------------------------|-----------------------|---|--------------------|--|---------------------------|----------------------|
| (1) | (2) | (3) | (4) | (5) | (6) | (7) | (8) |
| D.K.I. Jakarta | - | - | 233 | - | - | - | 233 |
| Jawa Barat | 19.841 | - | - | - | - | - | 19.841 |
| Banten | 26.402 | - | 575 | - | - | - | 17.793 |
| Jawa Tengah | 16.209 | - | 492 | - | - | - | 10.915 |
| D.I. Yogyakarta | 31.481 | - | - | - | - | - | 31.481 |
| Jawa Timur | 16.785 | 195 | 169 | - | - | - | 13.095 |
| Aceh | 13.546 | 4.285 | 501 | - | - | - | 5.309 |
| Sumatera Utara | 7.436 | 1.697 | 3.359 | - | - | - | 4.325 |
| Sumatera Barat | 13.318 | - | - | - | - | - | 9.988 |
| Riau | 26.934 | 2.824 | - | - | - | - | 14.879 |
| Kepulauan Riau | - | - | 1.951 | - | - | - | 1.951 |
| Jambi | 20.155 | 4.433 | - | - | - | - | 12.294 |
| Sumatera Selatan | 26.214 | - | - | - | - | - | 26.214 |
| Bangka Belitung | - | 4.185 | - | - | - | - | 2.093 |
| Bengkulu | 10.474 | 6.107 | - | - | - | - | 8.291 |
| Lampung | 17.522 | - | 220 | - | - | - | 11.755 |
| Kalimantan Barat | - | 8.942 | 1.231 | - | - | - | 5.087 |
| Kalimantan Tengah | 5.997 | 1.277 | - | - | - | - | 2.850 |
| Kalimantan Selatan | 10.628 | - | - | - | - | - | 10.628 |
| Kalimantan Timur | 8.322 | - | - | - | - | - | 8.322 |
| Kalimantan Utara | - | - | - | - | - | - | - |
| Sulawesi Utara | - | 3.324 | - | - | - | - | 3.324 |
| Gorontalo | - | 9.077 | - | - | - | - | 9.077 |
| Sulawesi Tengah | 8.551 | - | 350 | - | - | - | 4.451 |
| Sulawesi Selatan | 18.055 | 5.930 | - | - | - | - | 10.780 |
| Sulawesi Barat | - | - | 2.996 | - | - | - | 2.996 |
| Sulawesi Tenggara | - | 7.667 | 264 | - | - | - | 3.966 |
| Maluku | 3.596 | 4.472 | - | - | - | - | 4.034 |
| Maluku Utara | - | 3.335 | - | - | - | - | 3.335 |
| Bali | 5.412 | 3.420 | - | - | - | - | 4.416 |
| Nusa Tenggara Barat | 13.035 | 1.621 | - | - | - | - | 7.328 |
| Nusa Tenggara Timur | - | 5.326 | - | - | - | - | 5.326 |
| Papua | - | 1.597 | 2.404 | - | - | - | 2.001 |
| Papua Barat | - | 1.598 | - | - | - | - | 799 |
| INDONESIA | 15.877 | 3.705 | 902 | - | - | - | 8.861 |

TABEL 8.7 TABLE
RASIO MAHASISWA PER LEMBAGA TIAP PROVINSI
RATIOS OF STUDENT TO INSTITUTION BY PROVINCE
 LINGKUP / SCOPE : KEMENAG / MoRA
 STATUS / STATUS : SWASTA / PRIVATE
 TAHUN / YEAR : 2025

| Provinsi <i>Province</i> | Universitas <i>University</i> | Institut <i>Institute</i> | Sekolah Tinggi <i>Sch. of High Learning</i> | Akademi <i>Academy</i> | Akademi Komunitas <i>Community College</i> | Politeknik <i>Polytechnic</i> | Rata-rata <i>Average</i> |
|-----------------------------|----------------------------------|------------------------------|--|---------------------------|---|----------------------------------|-----------------------------|
| (1) | (2) | (3) | (4) | (5) | (6) | (7) | (8) |
| D.K.I. Jakarta | 6.040 | 173 | 173 | - | - | - | 239 |
| Jawa Barat | 1.755 | 828 | 380 | - | - | - | 479 |
| Banten | 54 | 947 | 384 | - | - | - | 444 |
| Jawa Tengah | - | 1.396 | 263 | - | - | - | 417 |
| D.I. Yogyakarta | - | 412 | 349 | - | - | - | 356 |
| Jawa Timur | 2.281 | 872 | 311 | - | - | - | 561 |
| Aceh | 2.587 | - | 361 | - | - | - | 481 |
| Sumatera Utara | 96 | 1.863 | 220 | - | - | - | 308 |
| Sumatera Barat | - | 327 | 273 | - | - | - | 278 |
| Riau | - | 695 | 502 | - | - | - | 579 |
| Kepulauan Riau | - | 676 | 219 | - | - | - | 252 |
| Jambi | 996 | 1.083 | 199 | - | - | - | 734 |
| Sumatera Selatan | 1.622 | 768 | 196 | - | - | - | 306 |
| Bangka Belitung | - | - | - | - | - | - | - |
| Bengkulu | - | - | 277 | - | - | - | 277 |
| Lampung | 4.925 | 768 | 324 | - | - | - | 724 |
| Kalimantan Barat | 1.468 | - | 153 | - | - | - | 200 |
| Kalimantan Tengah | - | - | 187 | - | - | - | 187 |
| Kalimantan Selatan | - | 2.480 | 413 | - | - | - | 671 |
| Kalimantan Timur | - | - | 204 | 69 | - | - | 186 |
| Kalimantan Utara | - | - | 83 | - | - | - | 83 |
| Sulawesi Utara | - | 409 | 99 | - | - | - | 116 |
| Gorontalo | - | - | - | - | - | - | - |
| Sulawesi Tengah | - | - | 139 | - | - | - | 139 |
| Sulawesi Selatan | 800 | 607 | 364 | - | - | - | 442 |
| Sulawesi Barat | 2.465 | - | 194 | - | - | - | 478 |
| Sulawesi Tenggara | - | 852 | 522 | - | - | - | 616 |
| Maluku | - | - | 106 | - | - | - | 94 |
| Maluku Utara | - | - | 92 | - | - | - | 92 |
| Bali | - | - | 120 | - | - | - | 120 |
| Nusa Tenggara Barat | - | 1.682 | 338 | - | - | - | 580 |
| Nusa Tenggara Timur | - | - | 248 | - | - | - | 248 |
| Papua | - | - | 133 | - | - | - | 133 |
| Papua Barat | - | - | 113 | - | - | - | 113 |
| INDONESIA | 2.136 | 904 | 277 | 35 | - | - | 411 |

TABEL 8.8 TABLE
RASIO MAHASISWA PER LEMBAGA TIAP PROVINSI
RATIOS OF STUDENT TO INSTITUTION BY PROVINCE
 LINGKUP / SCOPE : KEMENTERIAN LEMBAGA LAIN / OMal
 STATUS / STATUS : NEGERI / PUBLIC
 TAHUN / YEAR : 2025

| Provinsi Province | Universitas University | Institut Institute | Sekolah Tinggi Sch. of High Learning | Akademi Academy | Akademi Komunitas Community College | Politeknik Polytechnic | Rata-rata Average |
|----------------------|---------------------------|-----------------------|---|--------------------|--|---------------------------|----------------------|
| (1) | (2) | (3) | (4) | (5) | (6) | (7) | (8) |
| D.K.I. Jakarta | - | - | 818 | - | - | 1.766 | 1.507 |
| Jawa Barat | 3.150 | 4.562 | - | 50 | - | 1.824 | 1.394 |
| Banten | - | - | 792 | - | - | 1.539 | 1.446 |
| Jawa Tengah | - | - | - | 1.039 | - | 2.922 | 2.207 |
| D.I. Yogyakarta | - | - | 2.296 | 298 | - | 1.641 | 1.444 |
| Jawa Timur | - | - | 486 | 25 | - | 2.049 | 1.192 |
| Aceh | - | - | - | - | - | 3.286 | 3.286 |
| Sumatera Utara | - | - | - | - | - | 2.008 | 1.673 |
| Sumatera Barat | - | - | - | - | - | 2.161 | 2.161 |
| Riau | - | - | - | - | - | 840 | 840 |
| Kepulauan Riau | - | - | - | - | - | 985 | 985 |
| Jambi | - | - | - | - | - | 5.865 | 5.865 |
| Sumatera Selatan | - | - | - | - | - | 1.669 | 1.669 |
| Bangka Belitung | - | - | - | - | - | 963 | 963 |
| Bengkulu | - | - | - | - | - | 3.889 | 3.889 |
| Lampung | - | - | - | - | - | 4.526 | 4.526 |
| Kalimantan Barat | - | - | - | - | - | 3.541 | 1.771 |
| Kalimantan Tengah | - | - | - | - | - | 2.258 | 1.129 |
| Kalimantan Selatan | - | - | - | - | - | 2.982 | 2.982 |
| Kalimantan Timur | - | - | - | - | - | 2.416 | 2.416 |
| Kalimantan Utara | - | - | - | - | - | - | - |
| Sulawesi Utara | - | - | - | - | - | 1.404 | 1.404 |
| Gorontalo | - | - | - | - | - | 1.880 | 1.880 |
| Sulawesi Tengah | - | - | - | - | - | 1.441 | 1.441 |
| Sulawesi Selatan | - | - | - | 310 | 302 | 1.662 | 1.185 |
| Sulawesi Barat | - | - | - | - | - | 301 | 301 |
| Sulawesi Tenggara | - | - | - | - | 43 | 2.985 | 1.009 |
| Maluku | - | - | - | - | - | 2.774 | 2.774 |
| Maluku Utara | - | - | - | - | - | 1.660 | 1.660 |
| Bali | - | - | - | - | - | 1.762 | 1.762 |
| Nusa Tenggara Barat | - | - | - | - | - | 2.349 | 2.349 |
| Nusa Tenggara Timur | - | - | - | - | - | 3.454 | 3.454 |
| Papua | - | - | - | - | - | 3.071 | 3.071 |
| Papua Barat | - | - | - | - | - | 719 | 575 |
| INDONESIA | 3.150 | 4.562 | 555 | 234 | 173 | 2.016 | 1.619 |

TABEL **8.9** TABLE
RASIO MAHASISWA PER DOSEN TIAP PROVINSI
RATIOS OF STUDENT TO LECTURERS BY PROVINCE
 LINGKUP / SCOPE : NASIONAL / NATIONAL
 STATUS / STATUS : NEGERI+SWASTA / PUBLIC+PRIVATE
 TAHUN / YEAR : 2025

| Provinsi <i>Province</i> | Universitas <i>University</i> | Institut <i>Institute</i> | Sekolah Tinggi <i>Sch. of High Learning</i> | Akademi <i>Academy</i> | Akademi Komunitas <i>Community College</i> | Politeknik <i>Polytechnic</i> | Rata-rata <i>Average</i> |
|-----------------------------|----------------------------------|------------------------------|--|---------------------------|---|----------------------------------|-----------------------------|
| (1) | (2) | (3) | (4) | (5) | (6) | (7) | (8) |
| D.K.I. Jakarta | 29 | 26 | 18 | 19 | - | 19 | 27 |
| Jawa Barat | 32 | 24 | 26 | 17 | 7 | 17 | 28 |
| Banten | 196 | 22 | 25 | 16 | - | 18 | 157 |
| Jawa Tengah | 37 | 25 | 22 | 16 | 1 | 20 | 34 |
| D.I. Yogyakarta | 35 | 23 | 25 | 15 | 16 | 19 | 32 |
| Jawa Timur | 32 | 24 | 21 | 15 | 7 | 20 | 29 |
| Aceh | 26 | 21 | 21 | 17 | 7 | 19 | 24 |
| Sumatera Utara | 32 | 26 | 20 | 15 | - | 20 | 28 |
| Sumatera Barat | 28 | 19 | 19 | 15 | - | 17 | 26 |
| Riau | 31 | 25 | 27 | 10 | - | 21 | 29 |
| Kepulauan Riau | 25 | 17 | 19 | 13 | - | 33 | 24 |
| Jambi | 27 | 19 | 21 | 7 | - | 36 | 25 |
| Sumatera Selatan | 25 | 17 | 18 | 3 | 3 | 18 | 23 |
| Bangka Belitung | 19 | 24 | 18 | - | 4 | 12 | 19 |
| Bengkulu | 31 | 31 | 24 | 12 | 3 | 28 | 30 |
| Lampung | 31 | 25 | 18 | 8 | - | 17 | 27 |
| Kalimantan Barat | 33 | 29 | 17 | 25 | - | 21 | 28 |
| Kalimantan Tengah | 25 | 11 | 21 | 13 | - | 21 | 23 |
| Kalimantan Selatan | 28 | 36 | 25 | 9 | 1 | 16 | 26 |
| Kalimantan Timur | 27 | 19 | 21 | 10 | - | 18 | 24 |
| Kalimantan Utara | 28 | - | 20 | - | - | 24 | 26 |
| Sulawesi Utara | 24 | 24 | 18 | 15 | - | 19 | 22 |
| Gorontalo | 29 | 37 | 32 | - | - | 17 | 29 |
| Sulawesi Tengah | 30 | 13 | 31 | 32 | - | 18 | 29 |
| Sulawesi Selatan | 29 | 25 | 22 | 12 | 9 | 16 | 26 |
| Sulawesi Barat | 23 | 23 | 25 | 17 | - | 6 | 23 |
| Sulawesi Tenggara | 31 | 22 | 35 | 3 | 4 | 20 | 29 |
| Maluku | 26 | 35 | 24 | 9 | - | 19 | 25 |
| Maluku Utara | 22 | 20 | 14 | 8 | - | 23 | 21 |
| Bali | 25 | 24 | 18 | 18 | 2 | 16 | 23 |
| Nusa Tenggara Barat | 25 | 26 | 26 | 10 | 49 | 25 | 25 |
| Nusa Tenggara Timur | 38 | 27 | 24 | 27 | - | 27 | 34 |
| Papua | 40 | 19 | 29 | 19 | - | 38 | 36 |
| Papua Barat | 28 | 23 | 34 | - | - | 24 | 28 |
| INDONESIA | 38 | 24 | 22 | 15 | 9 | 19 | 33 |

TABEL 8.10 TABLE
RASIO MAHASISWA PER DOSEN TIAP PROVINSI
RATIOS OF STUDENT TO LECTURERS BY PROVINCE
 LINGKUP / SCOPE : KEMDIKTISAINTEK / MoHES
 STATUS / STATUS : NEGERI+SWASTA / PUBLIC+PRIVATE
 TAHUN / YEAR : 2025

| Provinsi Province | Universitas University | Institut Institute | Sekolah Tinggi Sch. of High Learning | Akademi Academy | Akademi Komunitas Community College | Politeknik Polytechnic | Rata-rata Average |
|----------------------|---------------------------|-----------------------|---|--------------------|--|---------------------------|----------------------|
| (1) | (2) | (3) | (4) | (5) | (6) | (7) | (8) |
| D.K.I. Jakarta | 28 | 27 | 23 | 19 | - | 18 | 28 |
| Jawa Barat | 32 | 25 | 31 | 17 | 7 | 16 | 29 |
| Banten | 230 | 24 | 29 | 16 | - | 15 | 202 |
| Jawa Tengah | 37 | 21 | 28 | 15 | 1 | 16 | 34 |
| D.I. Yogyakarta | 34 | 24 | 27 | 16 | 16 | 18 | 33 |
| Jawa Timur | 32 | 26 | 24 | 16 | 7 | 20 | 30 |
| Aceh | 25 | 5 | 22 | 17 | 7 | 17 | 24 |
| Sumatera Utara | 33 | 24 | 25 | 15 | - | 19 | 30 |
| Sumatera Barat | 27 | 20 | 22 | 15 | - | 15 | 25 |
| Riau | 31 | 29 | 30 | 10 | - | 22 | 30 |
| Kepulauan Riau | 25 | 18 | 24 | 13 | - | 34 | 26 |
| Jambi | 26 | 15 | 25 | 7 | - | 13 | 25 |
| Sumatera Selatan | 23 | 14 | 22 | 5 | 3 | 17 | 22 |
| Bangka Belitung | 19 | 24 | 18 | - | 4 | 10 | 18 |
| Bengkulu | 30 | - | 29 | 12 | 3 | 24 | 30 |
| Lampung | 27 | 26 | 22 | 8 | - | 14 | 25 |
| Kalimantan Barat | 35 | 21 | 21 | 25 | - | 20 | 29 |
| Kalimantan Tengah | 24 | 4 | 24 | 14 | - | 13 | 24 |
| Kalimantan Selatan | 28 | 22 | 28 | 9 | 1 | 14 | 25 |
| Kalimantan Timur | 27 | 20 | 24 | 9 | - | 17 | 24 |
| Kalimantan Utara | 28 | - | 28 | - | - | 24 | 27 |
| Sulawesi Utara | 24 | 26 | 26 | 15 | - | 17 | 23 |
| Gorontalo | 29 | - | 32 | - | - | 8 | 29 |
| Sulawesi Tengah | 29 | 13 | 45 | 32 | - | 18 | 31 |
| Sulawesi Selatan | 29 | 22 | 23 | 13 | - | 13 | 27 |
| Sulawesi Barat | 22 | 23 | 26 | 17 | - | - | 22 |
| Sulawesi Tenggara | 31 | 9 | 37 | 3 | - | 15 | 29 |
| Maluku | 27 | 33 | 29 | 9 | - | 17 | 26 |
| Maluku Utara | 22 | 19 | 21 | 8 | - | 33 | 22 |
| Bali | 25 | 23 | 20 | 18 | 2 | 13 | 23 |
| Nusa Tenggara Barat | 26 | 31 | 30 | 10 | 49 | - | 26 |
| Nusa Tenggara Timur | 38 | 20 | 26 | 27 | - | 26 | 35 |
| Papua | 40 | 19 | 38 | 19 | - | 22 | 38 |
| Papua Barat | 28 | - | 43 | - | - | 26 | 30 |
| INDONESIA | 38 | 24 | 27 | 16 | 9 | 17 | 35 |

TABEL 8.11 TABLE
RASIO MAHASISWA PER DOSEN TIAP PROVINSI
RATIOS OF STUDENT TO LECTURERS BY PROVINCE
 LINGKUP / SCOPE : KEMDIKTISAINTEK / MoHES
 STATUS / STATUS : NEGERI / PUBLIC
 TAHUN / YEAR : 2025

| Provinsi <i>Province</i> | Universitas <i>University</i> | Institut <i>Institute</i> | Sekolah Tinggi <i>Sch. of High Learning</i> | Akademi <i>Academy</i> | Akademi Komunitas <i>Community College</i> | Politeknik <i>Polytechnic</i> | Rata-rata <i>Average</i> |
|-----------------------------|----------------------------------|------------------------------|--|---------------------------|---|----------------------------------|-----------------------------|
| (1) | (2) | (3) | (4) | (5) | (6) | (7) | (8) |
| D.K.I. Jakarta | 28 | - | - | - | - | 26 | 28 |
| Jawa Barat | 32 | 22 | - | - | - | 17 | 26 |
| Banten | 892 | - | - | - | - | - | 892 |
| Jawa Tengah | 37 | 19 | - | - | - | 19 | 35 |
| D.I. Yogyakarta | 32 | 18 | - | - | 4 | - | 31 |
| Jawa Timur | 36 | 25 | - | - | 9 | 21 | 32 |
| Aceh | 24 | 5 | - | - | 7 | 18 | 23 |
| Sumatera Utara | 35 | - | - | - | - | 20 | 33 |
| Sumatera Barat | 27 | 14 | - | - | - | 15 | 24 |
| Riau | 27 | - | - | - | - | 22 | 26 |
| Kepulauan Riau | 24 | - | - | - | - | 38 | 31 |
| Jambi | 27 | - | - | - | - | - | 27 |
| Sumatera Selatan | 20 | - | - | - | - | 17 | 20 |
| Bangka Belitung | 19 | - | - | - | - | 11 | 18 |
| Bengkulu | 32 | - | - | - | 3 | - | 32 |
| Lampung | 26 | 26 | - | - | - | 14 | 24 |
| Kalimantan Barat | 35 | - | - | - | - | 20 | 30 |
| Kalimantan Tengah | 25 | - | - | - | - | - | 25 |
| Kalimantan Selatan | 27 | - | - | - | - | 14 | 25 |
| Kalimantan Timur | 24 | 18 | - | - | - | 19 | 22 |
| Kalimantan Utara | 31 | - | - | - | - | 11 | 29 |
| Sulawesi Utara | 22 | - | - | - | - | 17 | 21 |
| Gorontalo | 35 | - | - | - | - | - | 35 |
| Sulawesi Tengah | 33 | - | - | - | - | - | 33 |
| Sulawesi Selatan | 32 | 10 | - | - | - | 13 | 29 |
| Sulawesi Barat | 22 | - | - | - | - | - | 22 |
| Sulawesi Tenggara | 33 | - | - | - | - | - | 33 |
| Maluku | 28 | - | - | - | - | 17 | 26 |
| Maluku Utara | 23 | - | - | - | - | - | 23 |
| Bali | 26 | 15 | - | - | - | 15 | 23 |
| Nusa Tenggara Barat | 23 | - | - | - | - | - | 23 |
| Nusa Tenggara Timur | 40 | - | - | - | - | 28 | 37 |
| Papua | 47 | 17 | - | - | - | - | 47 |
| Papua Barat | 23 | - | - | - | - | 22 | 23 |
| INDONESIA | 51 | 22 | - | - | 7 | 19 | 45 |

TABEL 8.12 TABLE
RASIO MAHASISWA PER DOSEN TIAP PROVINSI
RATIOS OF STUDENT TO LECTURERS BY PROVINCE
 LINGKUP / SCOPE : KEMDIKTISAINTEK / MoHES
 STATUS / STATUS : SWASTA / PRIVATE
 TAHUN / YEAR : 2025

| Provinsi Province | Universitas University | Institut Institute | Sekolah Tinggi Sch. of High Learning | Akademi Academy | Akademi Komunitas Community College | Politeknik Polytechnic | Rata-rata Average |
|----------------------|---------------------------|-----------------------|---|--------------------|--|---------------------------|----------------------|
| (1) | (2) | (3) | (4) | (5) | (6) | (7) | (8) |
| D.K.I. Jakarta | 29 | 27 | 23 | 19 | - | 16 | 28 |
| Jawa Barat | 32 | 32 | 31 | 17 | 7 | 15 | 30 |
| Banten | 31 | 24 | 29 | 16 | - | 15 | 30 |
| Jawa Tengah | 36 | 23 | 28 | 15 | 1 | 14 | 34 |
| D.I. Yogyakarta | 37 | 32 | 27 | 16 | 27 | 18 | 34 |
| Jawa Timur | 30 | 27 | 24 | 16 | 4 | 9 | 28 |
| Aceh | 27 | - | 22 | 17 | - | 13 | 25 |
| Sumatera Utara | 33 | 24 | 25 | 15 | - | 18 | 30 |
| Sumatera Barat | 26 | 33 | 22 | 15 | - | 9 | 25 |
| Riau | 33 | 29 | 30 | 10 | - | 22 | 31 |
| Kepulauan Riau | 25 | 18 | 24 | 13 | - | 15 | 24 |
| Jambi | 24 | 15 | 25 | 7 | - | 13 | 23 |
| Sumatera Selatan | 24 | 14 | 22 | 5 | 3 | 14 | 23 |
| Bangka Belitung | 19 | 24 | 18 | - | 4 | 7 | 19 |
| Bengkulu | 28 | - | 29 | 12 | - | 24 | 28 |
| Lampung | 28 | 25 | 22 | 8 | - | 11 | 26 |
| Kalimantan Barat | 34 | 21 | 21 | 25 | - | 19 | 28 |
| Kalimantan Tengah | 24 | 4 | 24 | 14 | - | 13 | 22 |
| Kalimantan Selatan | 28 | 22 | 28 | 9 | 1 | 12 | 26 |
| Kalimantan Timur | 30 | 28 | 24 | 9 | - | 8 | 27 |
| Kalimantan Utara | 13 | - | 28 | - | - | 31 | 23 |
| Sulawesi Utara | 27 | 26 | 26 | 15 | - | - | 26 |
| Gorontalo | 23 | - | 32 | - | - | 8 | 22 |
| Sulawesi Tengah | 24 | 13 | 45 | 32 | - | 18 | 28 |
| Sulawesi Selatan | 27 | 23 | 23 | 13 | - | 14 | 26 |
| Sulawesi Barat | 23 | 23 | 26 | 17 | - | - | 23 |
| Sulawesi Tenggara | 28 | 9 | 37 | 3 | - | 15 | 25 |
| Maluku | 25 | 33 | 29 | 9 | - | - | 26 |
| Maluku Utara | 21 | 19 | 21 | 8 | - | 33 | 21 |
| Bali | 24 | 26 | 20 | 18 | 2 | 7 | 23 |
| Nusa Tenggara Barat | 27 | 31 | 30 | 10 | 49 | - | 27 |
| Nusa Tenggara Timur | 37 | 20 | 26 | 27 | - | 15 | 33 |
| Papua | 27 | 20 | 38 | 19 | - | 22 | 29 |
| Papua Barat | 33 | - | 43 | - | - | 30 | 35 |
| INDONESIA | 30 | 26 | 27 | 16 | 11 | 15 | 28 |

TABEL 8.13 TABLE
RASIO MAHASISWA PER DOSEN TIAP PROVINSI
RATIOS OF STUDENT TO LECTURERS BY PROVINCE
 LINGKUP / SCOPE : KEMENAG / MoRA
 STATUS / STATUS : NEGERI+SWASTA / PUBLIC+PRIVATE
 TAHUN / YEAR : 2025

| Provinsi <i>Province</i> | Universitas <i>University</i> | Institut <i>Institute</i> | Sekolah Tinggi <i>Sch. of High Learning</i> | Akademi <i>Academy</i> | Akademi Komunitas <i>Community College</i> | Politeknik <i>Polytechnic</i> | Rata-rata <i>Average</i> |
|-----------------------------|----------------------------------|------------------------------|--|---------------------------|---|----------------------------------|-----------------------------|
| (1) | (2) | (3) | (4) | (5) | (6) | (7) | (8) |
| D.K.I. Jakarta | 43 | 14 | 12 | - | - | - | 15 |
| Jawa Barat | 36 | 20 | 21 | - | - | - | 26 |
| Banten | 32 | 20 | 22 | - | - | - | 28 |
| Jawa Tengah | 44 | 29 | 16 | - | - | - | 33 |
| D.I. Yogyakarta | 43 | 9 | 20 | - | - | - | 35 |
| Jawa Timur | 35 | 22 | 18 | - | - | - | 27 |
| Aceh | 29 | 24 | 19 | - | - | - | 25 |
| Sumatera Utara | 16 | 29 | 14 | - | - | - | 17 |
| Sumatera Barat | 36 | 10 | 15 | - | - | - | 29 |
| Riau | 31 | 22 | 23 | - | - | - | 27 |
| Kepulauan Riau | - | 15 | 16 | - | - | - | 16 |
| Jambi | 30 | 20 | 13 | - | - | - | 24 |
| Sumatera Selatan | 42 | 21 | 12 | - | - | - | 29 |
| Bangka Belitung | - | 24 | - | - | - | - | 24 |
| Bengkulu | 35 | 31 | 15 | - | - | - | 30 |
| Lampung | 41 | 18 | 15 | - | - | - | 31 |
| Kalimantan Barat | 10 | 35 | 14 | - | - | - | 20 |
| Kalimantan Tengah | 34 | 12 | 15 | - | - | - | 21 |
| Kalimantan Selatan | 28 | 41 | 20 | - | - | - | 27 |
| Kalimantan Timur | 34 | - | 15 | 12 | - | - | 22 |
| Kalimantan Utara | - | - | 10 | - | - | - | 10 |
| Sulawesi Utara | - | 23 | 11 | - | - | - | 17 |
| Gorontalo | - | 39 | - | - | - | - | 39 |
| Sulawesi Tengah | 35 | - | 11 | - | - | - | 24 |
| Sulawesi Selatan | 29 | 28 | 16 | - | - | - | 26 |
| Sulawesi Barat | 30 | - | 24 | - | - | - | 26 |
| Sulawesi Tenggara | - | 35 | 27 | - | - | - | 32 |
| Maluku | 16 | 35 | 9 | - | - | - | 20 |
| Maluku Utara | - | 21 | 7 | - | - | - | 16 |
| Bali | 23 | 26 | 9 | - | - | - | 21 |
| Nusa Tenggara Barat | 24 | 24 | 19 | - | - | - | 23 |
| Nusa Tenggara Timur | - | 37 | 21 | - | - | - | 28 |
| Papua | - | 18 | 18 | - | - | - | 18 |
| Papua Barat | - | 23 | 14 | - | - | - | 18 |
| INDONESIA | 34 | 24 | 17 | 2 | - | - | 26 |

TABEL 8.14 TABLE
RASIO MAHASISWA PER DOSEN TIAP PROVINSI
RATIOS OF STUDENT TO LECTURERS BY PROVINCE
 LINGKUP / SCOPE : KEMENAG / MoRA
 STATUS / STATUS : NEGERI / PUBLIC
 TAHUN / YEAR : 2025

| Provinsi <i>Province</i> | Universitas <i>University</i> | Institut <i>Institute</i> | Sekolah Tinggi <i>Sch. of High Learning</i> | Akademi <i>Academy</i> | Akademi Komunitas <i>Community College</i> | Politeknik <i>Polytechnic</i> | Rata-rata <i>Average</i> |
|-----------------------------|----------------------------------|------------------------------|--|---------------------------|---|----------------------------------|-----------------------------|
| (1) | (2) | (3) | (4) | (5) | (6) | (7) | (8) |
| D.K.I. Jakarta | - | - | 11 | - | - | - | 11 |
| Jawa Barat | 41 | - | - | - | - | - | 41 |
| Banten | 33 | - | 13 | - | - | - | 33 |
| Jawa Tengah | 44 | - | 13 | - | - | - | 43 |
| D.I. Yogyakarta | 43 | - | - | - | - | - | 43 |
| Jawa Timur | 37 | - | 28 | - | - | - | 37 |
| Aceh | 30 | 24 | 14 | - | - | - | 27 |
| Sumatera Utara | 17 | 21 | 19 | - | - | - | 18 |
| Sumatera Barat | 36 | - | - | - | - | - | 36 |
| Riau | 31 | 24 | - | - | - | - | 30 |
| Kepulauan Riau | - | - | 22 | - | - | - | 22 |
| Jambi | 31 | 14 | - | - | - | - | 26 |
| Sumatera Selatan | 44 | - | - | - | - | - | 44 |
| Bangka Belitung | - | 24 | - | - | - | - | 24 |
| Bengkulu | 35 | 31 | - | - | - | - | 33 |
| Lampung | 46 | - | 14 | - | - | - | 45 |
| Kalimantan Barat | - | 35 | 24 | - | - | - | 33 |
| Kalimantan Tengah | 34 | 12 | - | - | - | - | 22 |
| Kalimantan Selatan | 28 | - | - | - | - | - | 28 |
| Kalimantan Timur | 34 | - | - | - | - | - | 34 |
| Kalimantan Utara | - | - | - | - | - | - | - |
| Sulawesi Utara | - | 25 | - | - | - | - | 25 |
| Gorontalo | - | 39 | - | - | - | - | 39 |
| Sulawesi Tengah | 35 | - | 13 | - | - | - | 33 |
| Sulawesi Selatan | 32 | 34 | - | - | - | - | 33 |
| Sulawesi Barat | - | - | 37 | - | - | - | 37 |
| Sulawesi Tenggara | - | 36 | 26 | - | - | - | 36 |
| Maluku | 16 | 35 | - | - | - | - | 23 |
| Maluku Utara | - | 21 | - | - | - | - | 21 |
| Bali | 23 | 26 | - | - | - | - | 24 |
| Nusa Tenggara Barat | 26 | 18 | - | - | - | - | 25 |
| Nusa Tenggara Timur | - | 37 | - | - | - | - | 37 |
| Papua | - | 18 | 39 | - | - | - | 27 |
| Papua Barat | - | 23 | - | - | - | - | 22 |
| INDONESIA | 36 | 27 | 21 | - | - | - | 34 |

TABEL 8.15 TABLE
RASIO MAHASISWA PER DOSEN TIAP PROVINSI
RATIOS OF STUDENT TO LECTURERS BY PROVINCE
 LINGKUP / SCOPE : KEMENAG / MoRA
 STATUS / STATUS : SWASTA / PRIVATE
 TAHUN / YEAR : 2025

| Provinsi <i>Province</i> | Universitas <i>University</i> | Institut <i>Institute</i> | Sekolah Tinggi <i>Sch. of High Learning</i> | Akademi <i>Academy</i> | Akademi Komunitas <i>Community College</i> | Politeknik <i>Polytechnic</i> | Rata-rata <i>Average</i> |
|-----------------------------|----------------------------------|------------------------------|--|---------------------------|---|----------------------------------|-----------------------------|
| (1) | (2) | (3) | (4) | (5) | (6) | (7) | (8) |
| D.K.I. Jakarta | 43 | 14 | 12 | - | - | - | 15 |
| Jawa Barat | 21 | 20 | 21 | - | - | - | 21 |
| Banten | 1 | 20 | 22 | - | - | - | 21 |
| Jawa Tengah | - | 29 | 16 | - | - | - | 20 |
| D.I. Yogyakarta | - | 9 | 20 | - | - | - | 18 |
| Jawa Timur | 28 | 21 | 18 | - | - | - | 21 |
| Aceh | 28 | - | 20 | - | - | - | 22 |
| Sumatera Utara | 2 | 34 | 13 | - | - | - | 16 |
| Sumatera Barat | - | 10 | 15 | - | - | - | 14 |
| Riau | - | 22 | 23 | - | - | - | 22 |
| Kepulauan Riau | - | 15 | 15 | - | - | - | 15 |
| Jambi | 24 | 23 | 13 | - | - | - | 21 |
| Sumatera Selatan | 23 | 21 | 12 | - | - | - | 15 |
| Bangka Belitung | - | - | - | - | - | - | - |
| Bengkulu | - | - | 15 | - | - | - | 15 |
| Lampung | 34 | 18 | 15 | - | - | - | 22 |
| Kalimantan Barat | 10 | - | 12 | - | - | - | 12 |
| Kalimantan Tengah | - | - | 15 | - | - | - | 15 |
| Kalimantan Selatan | - | 41 | 20 | - | - | - | 27 |
| Kalimantan Timur | - | - | 15 | 12 | - | - | 12 |
| Kalimantan Utara | - | - | 10 | - | - | - | 10 |
| Sulawesi Utara | - | 14 | 11 | - | - | - | 11 |
| Gorontalo | - | - | - | - | - | - | - |
| Sulawesi Tengah | - | - | 10 | - | - | - | 10 |
| Sulawesi Selatan | 10 | 15 | 16 | - | - | - | 15 |
| Sulawesi Barat | 30 | - | 13 | - | - | - | 21 |
| Sulawesi Tenggara | - | 29 | 27 | - | - | - | 28 |
| Maluku | - | - | 9 | - | - | - | 9 |
| Maluku Utara | - | - | 7 | - | - | - | 7 |
| Bali | - | - | 9 | - | - | - | 9 |
| Nusa Tenggara Barat | - | 25 | 19 | - | - | - | 21 |
| Nusa Tenggara Timur | - | - | 21 | - | - | - | 21 |
| Papua | - | - | 13 | - | - | - | 13 |
| Papua Barat | - | - | 14 | - | - | - | 14 |
| INDONESIA | 26 | 22 | 17 | 2 | - | - | 19 |

TABEL 8.16 TABLE
RASIO MAHASISWA PER DOSEN TIAP PROVINSI
RATIOS OF STUDENT TO LECTURERS BY PROVINCE
 LINGKUP / SCOPE : KEMENTERIAN LEMBAGA LAIN / OMal
 STATUS / STATUS : NEGERI / PUBLIC
 TAHUN / YEAR : 2025

| Provinsi <i>Province</i> | Universitas <i>University</i> | Institut <i>Institute</i> | Sekolah Tinggi <i>Sch. of High Learning</i> | Akademi <i>Academy</i> | Akademi Komunitas <i>Community College</i> | Politeknik <i>Polytechnic</i> | Rata-rata <i>Average</i> |
|-----------------------------|----------------------------------|------------------------------|--|---------------------------|---|----------------------------------|-----------------------------|
| (1) | (2) | (3) | (4) | (5) | (6) | (7) | (8) |
| D.K.I. Jakarta | - | - | 10 | - | - | 19 | 16 |
| Jawa Barat | 7 | 16 | - | 10 | - | 20 | 16 |
| Banten | - | - | 10 | - | - | 18 | 17 |
| Jawa Tengah | - | - | - | 18 | - | 25 | 24 |
| D.I. Yogyakarta | - | - | 23 | 11 | - | 20 | 20 |
| Jawa Timur | - | - | 8 | 6 | - | 21 | 20 |
| Aceh | - | - | - | - | - | 23 | 23 |
| Sumatera Utara | - | - | - | - | - | 22 | 22 |
| Sumatera Barat | - | - | - | - | - | 21 | 21 |
| Riau | - | - | - | - | - | 19 | 19 |
| Kepulauan Riau | - | - | - | - | - | 24 | 24 |
| Jambi | - | - | - | - | - | 46 | 46 |
| Sumatera Selatan | - | - | - | - | - | 20 | 20 |
| Bangka Belitung | - | - | - | - | - | 17 | 17 |
| Bengkulu | - | - | - | - | - | 29 | 29 |
| Lampung | - | - | - | - | - | 28 | 28 |
| Kalimantan Barat | - | - | - | - | - | 29 | 29 |
| Kalimantan Tengah | - | - | - | - | - | 29 | 28 |
| Kalimantan Selatan | - | - | - | - | - | 27 | 27 |
| Kalimantan Timur | - | - | - | - | - | 24 | 24 |
| Kalimantan Utara | - | - | - | - | - | - | - |
| Sulawesi Utara | - | - | - | - | - | 24 | 24 |
| Gorontalo | - | - | - | - | - | 21 | 21 |
| Sulawesi Tengah | - | - | - | - | - | 19 | 19 |
| Sulawesi Selatan | - | - | - | 9 | 9 | 22 | 20 |
| Sulawesi Barat | - | - | - | - | - | 6 | 6 |
| Sulawesi Tenggara | - | - | - | - | 4 | 31 | 28 |
| Maluku | - | - | - | - | - | 25 | 25 |
| Maluku Utara | - | - | - | - | - | 20 | 20 |
| Bali | - | - | - | - | - | 24 | 24 |
| Nusa Tenggara Barat | - | - | - | - | - | 29 | 29 |
| Nusa Tenggara Timur | - | - | - | - | - | 32 | 32 |
| Papua | - | - | - | - | - | 43 | 43 |
| Papua Barat | - | - | - | - | - | 23 | 23 |
| INDONESIA | 7 | 16 | 13 | 14 | 7 | 23 | 21 |

TABEL 8.17 TABLE
RASIO MAHASISWA PER DOSEN TIAP INSTITUSI
 RATIOS OF STUDENT TO LECTURERS BY REGIONAL OFFICE
 LINGKUP / SCOPE : NASIONAL / NATIONAL
 STATUS / STATUS : NEGERI+SWASTA / PUBLIC+PRIVATE
 TAHUN / YEAR : 2025

| Provinsi Province | Universitas University | Institut Institute | Sekolah Tinggi Sch. of High Learning | Akademi Academy | Akademi Komunitas Community College | Politeknik Polytechnic | Rata-rata Average |
|---|---------------------------|-----------------------|---|--------------------|--|---------------------------|----------------------|
| (1) | (2) | (3) | (4) | (5) | (6) | (7) | (8) |
| Perguruan Tinggi Negeri (PTN) | 51 | 22 | - | - | 7 | 19 | 45 |
| Perguruan Tinggi Agama (PTA) | 34 | 24 | 17 | 2 | - | - | 26 |
| Perguruan Tinggi Kementerian Lembaga Lain (PTK) | 7 | 16 | 13 | 14 | 7 | 23 | 21 |
| LLDIKTI I | 33 | 24 | 25 | 15 | - | 18 | 30 |
| LLDIKTI II | 26 | 22 | 23 | 7 | 3 | 14 | 24 |
| LLDIKTI III | 29 | 27 | 23 | 19 | - | 16 | 27 |
| LLDIKTI IV | 32 | 31 | 31 | 17 | 7 | 15 | 30 |
| LLDIKTI V | 37 | 32 | 27 | 16 | 27 | 18 | 34 |
| LLDIKTI VI | 36 | 23 | 28 | 15 | 1 | 14 | 34 |
| LLDIKTI VII | 30 | 27 | 24 | 16 | 4 | 9 | 28 |
| LLDIKTI VIII | 25 | 27 | 26 | 13 | 26 | 6 | 25 |
| LLDIKTI IX | 27 | 21 | 26 | 11 | - | 15 | 25 |
| LLDIKTI X | 26 | 25 | 23 | 14 | - | 11 | 25 |
| LLDIKTI XI | 29 | 22 | 25 | 17 | 1 | 14 | 26 |
| LLDIKTI XII | 23 | 23 | 27 | 8 | - | 33 | 24 |
| LLDIKTI XIII | 27 | - | 22 | 17 | - | 13 | 25 |
| LLDIKTI XIV | 30 | 20 | 39 | 19 | - | 26 | 31 |
| LLDIKTI XV | 37 | 20 | 26 | 27 | - | 15 | 33 |
| LLDIKTI XVI | 24 | 21 | 35 | 22 | - | 14 | 26 |
| LLDIKTI XVII | 31 | 26 | 28 | 11 | - | 20 | 29 |
| Jumlah | 38 | 24 | 22 | 15 | 9 | 19 | 33 |

TABEL 8.18 TABLE
RASIO DOSEN PER LEMBAGA TIAP PROVINSI
RATIOS OF LECTURER TO INSTITUTION BY PROVINCE
 LINGKUP / SCOPE : NASIONAL / NATIONAL
 STATUS / STATUS : NEGERI+SWASTA / PUBLIC+PRIVATE
 TAHUN / YEAR : 2025

| Provinsi <i>Province</i> | Universitas <i>University</i> | Institut <i>Institute</i> | Sekolah Tinggi <i>Sch. of High Learning</i> | Akademi <i>Academy</i> | Akademi Komunitas <i>Community College</i> | Politeknik <i>Polytechnic</i> | Rata-rata <i>Average</i> |
|-----------------------------|----------------------------------|------------------------------|--|---------------------------|---|----------------------------------|-----------------------------|
| (1) | (2) | (3) | (4) | (5) | (6) | (7) | (8) |
| D.K.I. Jakarta | 308 | 67 | 22 | 7 | - | 61 | 92 |
| Jawa Barat | 196 | 109 | 22 | 9 | 17 | 61 | 67 |
| Banten | 231 | 42 | 23 | 7 | - | 48 | 85 |
| Jawa Tengah | 230 | 50 | 19 | 12 | 4 | 54 | 81 |
| D.I. Yogyakarta | 349 | 94 | 30 | 12 | 22 | 36 | 114 |
| Jawa Timur | 206 | 63 | 21 | 8 | 9 | 92 | 78 |
| Aceh | 278 | 146 | 20 | 9 | 25 | 93 | 81 |
| Sumatera Utara | 190 | 72 | 22 | 9 | - | 65 | 61 |
| Sumatera Barat | 274 | 72 | 20 | 7 | - | 128 | 87 |
| Riau | 295 | 39 | 22 | 5 | - | 72 | 74 |
| Kepulauan Riau | 148 | 45 | 20 | 9 | - | 85 | 47 |
| Jambi | 211 | 59 | 22 | 6 | - | 91 | 81 |
| Sumatera Selatan | 181 | 32 | 22 | 8 | 16 | 129 | 70 |
| Bangka Belitung | 170 | 79 | 4 | - | 7 | 52 | 76 |
| Bengkulu | 293 | 196 | 28 | 7 | 26 | 84 | 111 |
| Lampung | 206 | 107 | 20 | 6 | - | 163 | 77 |
| Kalimantan Barat | 225 | 67 | 17 | 7 | - | 140 | 57 |
| Kalimantan Tengah | 203 | 77 | 15 | 5 | - | 26 | 65 |
| Kalimantan Selatan | 297 | 42 | 26 | 9 | 7 | 62 | 75 |
| Kalimantan Timur | 306 | 86 | 19 | 2 | 1 | 76 | 72 |
| Kalimantan Utara | 230 | - | 13 | - | - | 23 | 49 |
| Sulawesi Utara | 231 | 54 | 12 | 6 | 6 | 111 | 55 |
| Gorontalo | 227 | 124 | 14 | - | - | 43 | 162 |
| Sulawesi Tengah | 287 | 28 | 17 | 8 | - | 41 | 74 |
| Sulawesi Selatan | 234 | 54 | 27 | 8 | 18 | 80 | 83 |
| Sulawesi Barat | 179 | 43 | 21 | 15 | - | 47 | 64 |
| Sulawesi Tenggara | 239 | 43 | 23 | 6 | 12 | 39 | 76 |
| Maluku | 222 | 58 | 18 | 10 | - | 154 | 80 |
| Maluku Utara | 170 | 95 | 16 | 11 | - | 37 | 74 |
| Bali | 275 | 101 | 24 | 12 | 18 | 91 | 116 |
| Nusa Tenggara Barat | 244 | 58 | 24 | 15 | 18 | 38 | 78 |
| Nusa Tenggara Timur | 188 | 51 | 16 | 8 | - | 97 | 67 |
| Papua | 134 | 30 | 14 | 12 | - | 48 | 40 |
| Papua Barat | 132 | 69 | 11 | - | - | 33 | 46 |
| INDONESIA | 230 | 68 | 21 | 8 | 11 | 70 | 76 |

TABEL 8.19 TABLE
RASIO DOSEN PER LEMBAGA TIAP PROVINSI
RATIOS OF LECTURER TO INSTITUTION BY PROVINCE
 LINGKUP / SCOPE : KEMDIKTISAINTEK / MoHES
 STATUS / STATUS : NEGERI+SWASTA / PUBLIC+PRIVATE
 TAHUN / YEAR : 2025

| Provinsi Province | Universitas University | Institut Institute | Sekolah Tinggi Sch. of High Learning | Akademi Academy | Akademi Komunitas Community College | Politeknik Polytechnic | Rata-rata Average |
|----------------------|---------------------------|-----------------------|---|--------------------|--|---------------------------|----------------------|
| (1) | (2) | (3) | (4) | (5) | (6) | (7) | (8) |
| D.K.I. Jakarta | 310 | 83 | 28 | 7 | - | 45 | 120 |
| Jawa Barat | 192 | 179 | 27 | 9 | 17 | 53 | 87 |
| Banten | 207 | 38 | 27 | 7 | - | 23 | 97 |
| Jawa Tengah | 220 | 54 | 21 | 8 | 4 | 38 | 95 |
| D.I. Yogyakarta | 338 | 109 | 33 | 10 | 22 | 24 | 127 |
| Jawa Timur | 208 | 92 | 27 | 9 | 9 | 90 | 103 |
| Aceh | 279 | 86 | 21 | 9 | 25 | 76 | 97 |
| Sumatera Utara | 184 | 76 | 28 | 9 | - | 56 | 76 |
| Sumatera Barat | 262 | 109 | 20 | 7 | - | 145 | 96 |
| Riau | 259 | 39 | 21 | 5 | - | 86 | 85 |
| Kepulauan Riau | 148 | 46 | 26 | 9 | - | 96 | 77 |
| Jambi | 218 | 27 | 26 | 6 | - | 54 | 86 |
| Sumatera Selatan | 170 | 30 | 27 | 6 | 16 | 173 | 82 |
| Bangka Belitung | 170 | 45 | 11 | - | 7 | 50 | 82 |
| Bengkulu | 292 | - | 40 | 7 | 26 | 32 | 127 |
| Lampung | 196 | 136 | 19 | 6 | - | 164 | 96 |
| Kalimantan Barat | 235 | 35 | 25 | 8 | - | 143 | 77 |
| Kalimantan Tengah | 207 | 20 | 17 | 7 | - | 16 | 75 |
| Kalimantan Selatan | 289 | 24 | 31 | 9 | 7 | 58 | 85 |
| Kalimantan Timur | 312 | 94 | 24 | 2 | 1 | 73 | 89 |
| Kalimantan Utara | 230 | - | 25 | - | - | 23 | 75 |
| Sulawesi Utara | 231 | 27 | 17 | 6 | 6 | 190 | 87 |
| Gorontalo | 227 | 16 | 14 | - | - | 21 | 162 |
| Sulawesi Tengah | 292 | 28 | 20 | 8 | - | 17 | 92 |
| Sulawesi Selatan | 227 | 43 | 29 | 6 | - | 83 | 87 |
| Sulawesi Barat | 195 | 43 | 19 | 15 | - | - | 82 |
| Sulawesi Tenggara | 239 | 28 | 26 | 7 | - | 30 | 85 |
| Maluku | 222 | 48 | 21 | 10 | - | 175 | 94 |
| Maluku Utara | 170 | 62 | 18 | 11 | - | 15 | 86 |
| Bali | 277 | 98 | 30 | 12 | 18 | 101 | 132 |
| Nusa Tenggara Barat | 241 | 43 | 30 | 15 | 18 | 9 | 99 |
| Nusa Tenggara Timur | 188 | 36 | 19 | 8 | - | 93 | 80 |
| Papua | 134 | 20 | 16 | 12 | - | 25 | 51 |
| Papua Barat | 132 | - | 16 | - | - | 35 | 67 |
| INDONESIA | 226 | 75 | 25 | 8 | 10 | 63 | 94 |

TABEL 8.20 TABLE
RASIO DOSEN PER LEMBAGA TIAP PROVINSI
RATIOS OF LECTURER TO INSTITUTION BY PROVINCE
 LINGKUP / SCOPE : KEMDIKTISAINTEK / MoHES
 STATUS / STATUS : NEGERI / PUBLIC
 TAHUN / YEAR : 2025

| Provinsi Province | Universitas University | Institut Institute | Sekolah Tinggi Sch. of High Learning | Akademi Academy | Akademi Komunitas Community College | Politeknik Polytechnic | Rata-rata Average |
|----------------------|---------------------------|-----------------------|---|--------------------|--|---------------------------|----------------------|
| (1) | (2) | (3) | (4) | (5) | (6) | (7) | (8) |
| D.K.I. Jakarta | 1.525 | - | - | - | - | 199 | 1.194 |
| Jawa Barat | 1.209 | 1.020 | - | - | - | 282 | 775 |
| Banten | 930 | - | - | - | - | - | 930 |
| Jawa Tengah | 1.421 | 289 | - | - | - | 193 | 886 |
| D.I. Yogyakarta | 1.707 | 407 | - | - | 21 | - | 1.110 |
| Jawa Timur | 1.465 | 1.152 | - | - | 25 | 294 | 795 |
| Aceh | 942 | 86 | - | - | 25 | 314 | 599 |
| Sumatera Utara | 1.416 | - | - | - | - | 422 | 1.084 |
| Sumatera Barat | 1.655 | 293 | - | - | - | 340 | 856 |
| Riau | 1.590 | - | - | - | - | 182 | 886 |
| Kepulauan Riau | 373 | - | - | - | - | 317 | 345 |
| Jambi | 1.423 | - | - | - | - | - | 1.423 |
| Sumatera Selatan | 1.942 | - | - | - | - | 628 | 1.285 |
| Bangka Belitung | 452 | - | - | - | - | 123 | 288 |
| Bengkulu | 996 | - | - | - | 26 | - | 511 |
| Lampung | 1.531 | 804 | - | - | - | 456 | 930 |
| Kalimantan Barat | 1.259 | - | - | - | - | 216 | 477 |
| Kalimantan Tengah | 1.059 | - | - | - | - | - | 1.059 |
| Kalimantan Selatan | 1.619 | - | - | - | - | 207 | 677 |
| Kalimantan Timur | 1.602 | 173 | - | - | - | 182 | 416 |
| Kalimantan Utara | 393 | - | - | - | - | 34 | 214 |
| Sulawesi Utara | 1.155 | - | - | - | - | 190 | 672 |
| Gorontalo | 1.093 | - | - | - | - | - | 1.093 |
| Sulawesi Tengah | 1.576 | - | - | - | - | - | 1.576 |
| Sulawesi Selatan | 2.028 | 51 | - | - | - | 353 | 811 |
| Sulawesi Barat | 713 | - | - | - | - | - | 713 |
| Sulawesi Tenggara | 990 | - | - | - | - | - | 990 |
| Maluku | 1.367 | - | - | - | - | 175 | 572 |
| Maluku Utara | 860 | - | - | - | - | - | 860 |
| Bali | 1.307 | 233 | - | - | - | 565 | 853 |
| Nusa Tenggara Barat | 1.597 | - | - | - | - | - | 1.597 |
| Nusa Tenggara Timur | 795 | - | - | - | - | 230 | 512 |
| Papua | 721 | 32 | - | - | - | - | 491 |
| Papua Barat | 603 | - | - | - | - | 53 | 328 |
| INDONESIA | 1.265 | 454 | - | - | 24 | 262 | 773 |

TABEL 8.21 TABLE
RASIO MAHASISWA PER DOSEN TIAP PROVINSI
RATIOS OF STUDENT TO LECTURERS BY PROVINCE
 LINGKUP / SCOPE : KEMDIKTISAINTEK / MoHES
 STATUS / STATUS : SWASTA / PRIVATE
 TAHUN / YEAR : 2025

| Provinsi Province | Universitas University | Institut Institute | Sekolah Tinggi Sch. of High Learning | Akademi Academy | Akademi Komunitas Community College | Politeknik Polytechnic | Rata-rata Average |
|----------------------|---------------------------|-----------------------|---|--------------------|--|---------------------------|----------------------|
| (1) | (2) | (3) | (4) | (5) | (6) | (7) | (8) |
| D.K.I. Jakarta | 260 | 83 | 28 | 7 | - | 35 | 102 |
| Jawa Barat | 152 | 64 | 27 | 9 | 17 | 29 | 64 |
| Banten | 168 | 38 | 27 | 7 | - | 23 | 80 |
| Jawa Tengah | 145 | 35 | 21 | 8 | 4 | 23 | 63 |
| D.I. Yogyakarta | 201 | 59 | 33 | 10 | 22 | 24 | 78 |
| Jawa Timur | 134 | 55 | 27 | 9 | 4 | 18 | 66 |
| Aceh | 131 | - | 21 | 9 | - | 29 | 46 |
| Sumatera Utara | 139 | 76 | 28 | 9 | - | 28 | 60 |
| Sumatera Barat | 135 | 48 | 20 | 7 | - | 15 | 49 |
| Riau | 170 | 39 | 21 | 5 | - | 54 | 59 |
| Kepulauan Riau | 120 | 46 | 26 | 9 | - | 22 | 56 |
| Jambi | 98 | 27 | 26 | 6 | - | 54 | 45 |
| Sumatera Selatan | 104 | 30 | 27 | 6 | 16 | 21 | 51 |
| Bangka Belitung | 76 | 45 | 11 | - | 7 | 14 | 41 |
| Bengkulu | 152 | - | 40 | 7 | - | 32 | 72 |
| Lampung | 118 | 53 | 19 | 6 | - | 18 | 51 |
| Kalimantan Barat | 107 | 35 | 25 | 8 | - | 33 | 39 |
| Kalimantan Tengah | 85 | 20 | 17 | 7 | - | 16 | 35 |
| Kalimantan Selatan | 141 | 24 | 31 | 9 | 7 | 25 | 47 |
| Kalimantan Timur | 151 | 41 | 24 | 2 | 1 | 19 | 45 |
| Kalimantan Utara | 67 | - | 25 | - | - | 20 | 29 |
| Sulawesi Utara | 77 | 27 | 17 | 6 | 6 | - | 32 |
| Gorontalo | 119 | 16 | 14 | - | - | 21 | 85 |
| Sulawesi Tengah | 132 | 28 | 20 | 8 | - | 17 | 46 |
| Sulawesi Selatan | 151 | 42 | 29 | 6 | - | 38 | 61 |
| Sulawesi Barat | 91 | 43 | 19 | 15 | - | - | 44 |
| Sulawesi Tenggara | 114 | 28 | 26 | 7 | - | 30 | 46 |
| Maluku | 79 | 48 | 21 | 10 | - | - | 39 |
| Maluku Utara | 84 | 62 | 18 | 11 | - | 15 | 47 |
| Bali | 148 | 84 | 30 | 12 | 18 | 23 | 75 |
| Nusa Tenggara Barat | 166 | 43 | 30 | 15 | 18 | 9 | 72 |
| Nusa Tenggara Timur | 117 | 36 | 19 | 8 | - | 25 | 49 |
| Papua | 56 | 18 | 16 | 12 | - | 25 | 27 |
| Papua Barat | 80 | - | 16 | - | - | 26 | 43 |
| INDONESIA | 148 | 52 | 25 | 8 | 7 | 26 | 63 |

TABEL 8.22 TABLE
RASIO MAHASISWA PER DOSEN TIAP PROVINSI
RATIOS OF STUDENT TO LECTURERS BY PROVINCE
 LINGKUP / SCOPE : KEMENAG / MoRA
 STATUS / STATUS : NEGERI+SWASTA / PUBLIC+PRIVATE
 TAHUN / YEAR : 2025

| Provinsi <i>Province</i> | Universitas <i>University</i> | Institut <i>Institute</i> | Sekolah Tinggi <i>Sch. of High Learning</i> | Akademi <i>Academy</i> | Akademi Komunitas <i>Community College</i> | Politeknik <i>Polytechnic</i> | Rata-rata <i>Average</i> |
|-----------------------------|----------------------------------|------------------------------|--|---------------------------|---|----------------------------------|-----------------------------|
| (1) | (2) | (3) | (4) | (5) | (6) | (7) | (8) |
| D.K.I. Jakarta | 142 | 12 | 15 | - | - | - | 16 |
| Jawa Barat | 214 | 40 | 18 | - | - | - | 29 |
| Banten | 544 | 48 | 18 | - | - | - | 57 |
| Jawa Tengah | 366 | 44 | 17 | - | - | - | 44 |
| D.I. Yogyakarta | 727 | 45 | 17 | - | - | - | 57 |
| Jawa Timur | 194 | 40 | 17 | - | - | - | 40 |
| Aceh | 276 | 176 | 19 | - | - | - | 50 |
| Sumatera Utara | 308 | 62 | 18 | - | - | - | 30 |
| Sumatera Barat | 371 | 22 | 19 | - | - | - | 58 |
| Riau | 872 | 39 | 22 | - | - | - | 55 |
| Kepulauan Riau | - | 44 | 17 | - | - | - | 19 |
| Jambi | 192 | 71 | 16 | - | - | - | 73 |
| Sumatera Selatan | 332 | 36 | 16 | 27 | - | - | 38 |
| Bangka Belitung | - | 178 | - | - | - | - | 59 |
| Bengkulu | 299 | 196 | 19 | - | - | - | 76 |
| Lampung | 241 | 43 | 21 | - | - | - | 49 |
| Kalimantan Barat | 142 | 254 | 14 | - | - | - | 26 |
| Kalimantan Tengah | 174 | 106 | 12 | - | - | - | 47 |
| Kalimantan Selatan | 375 | 61 | 20 | - | - | - | 46 |
| Kalimantan Timur | 247 | 45 | 14 | 6 | - | - | 27 |
| Kalimantan Utara | - | - | 8 | - | - | - | 8 |
| Sulawesi Utara | - | 81 | 9 | - | - | - | 16 |
| Gorontalo | - | 231 | - | - | - | - | 231 |
| Sulawesi Tengah | 244 | - | 15 | - | - | - | 31 |
| Sulawesi Selatan | 321 | 85 | 23 | - | - | - | 73 |
| Sulawesi Barat | 82 | - | 23 | - | - | - | 29 |
| Sulawesi Tenggara | - | 90 | 18 | - | - | - | 42 |
| Maluku | 219 | 63 | 12 | - | - | - | 40 |
| Maluku Utara | - | 161 | 14 | - | - | - | 35 |
| Bali | 237 | 133 | 13 | - | - | - | 47 |
| Nusa Tenggara Barat | 271 | 70 | 18 | - | - | - | 43 |
| Nusa Tenggara Timur | - | 143 | 12 | - | - | - | 19 |
| Papua | - | 87 | 12 | - | - | - | 15 |
| Papua Barat | - | 69 | 8 | - | - | - | 13 |
| INDONESIA | 270 | 56 | 17 | 17 | - | - | 37 |

TABEL 8.23 TABLE
RASIO MAHASISWA PER DOSEN TIAP PROVINSI
RATIOS OF STUDENT TO LECTURERS BY PROVINCE
 LINGKUP / SCOPE : KEMENAG / MoRA
 STATUS / STATUS : NEGERI / PUBLIC
 TAHUN / YEAR : 2025

| Provinsi <i>Province</i> | Universitas <i>University</i> | Institut <i>Institute</i> | Sekolah Tinggi <i>Sch. of High Learning</i> | Akademi <i>Academy</i> | Akademi Komunitas <i>Community College</i> | Politeknik <i>Polytechnic</i> | Rata-rata <i>Average</i> |
|-----------------------------|----------------------------------|------------------------------|--|---------------------------|---|----------------------------------|-----------------------------|
| (1) | (2) | (3) | (4) | (5) | (6) | (7) | (8) |
| D.K.I. Jakarta | - | - | 21 | - | - | - | 21 |
| Jawa Barat | 478 | - | - | - | - | - | 478 |
| Banten | 795 | - | 46 | - | - | - | 545 |
| Jawa Tengah | 366 | - | 38 | - | - | - | 252 |
| D.I. Yogyakarta | 727 | - | - | - | - | - | 727 |
| Jawa Timur | 452 | - | 6 | - | - | - | 352 |
| Aceh | 459 | 176 | 36 | - | - | - | 197 |
| Sumatera Utara | 442 | 80 | 179 | - | - | - | 244 |
| Sumatera Barat | 371 | - | - | - | - | - | 278 |
| Riau | 872 | 116 | - | - | - | - | 494 |
| Kepulauan Riau | - | - | 90 | - | - | - | 90 |
| Jambi | 644 | 308 | - | - | - | - | 476 |
| Sumatera Selatan | 593 | - | - | - | - | - | 593 |
| Bangka Belitung | - | 178 | - | - | - | - | 89 |
| Bengkulu | 299 | 196 | - | - | - | - | 248 |
| Lampung | 384 | - | 16 | - | - | - | 261 |
| Kalimantan Barat | - | 254 | 51 | - | - | - | 153 |
| Kalimantan Tengah | 174 | 106 | - | - | - | - | 129 |
| Kalimantan Selatan | 375 | - | - | - | - | - | 375 |
| Kalimantan Timur | 247 | - | - | - | - | - | 247 |
| Kalimantan Utara | - | - | - | - | - | - | - |
| Sulawesi Utara | - | 131 | - | - | - | - | 131 |
| Gorontalo | - | 231 | - | - | - | - | 231 |
| Sulawesi Tengah | 244 | - | 27 | - | - | - | 136 |
| Sulawesi Selatan | 562 | 175 | - | - | - | - | 330 |
| Sulawesi Barat | - | - | 80 | - | - | - | 80 |
| Sulawesi Tenggara | - | 213 | 10 | - | - | - | 112 |
| Maluku | 219 | 126 | - | - | - | - | 173 |
| Maluku Utara | - | 161 | - | - | - | - | 161 |
| Bali | 237 | 133 | - | - | - | - | 185 |
| Nusa Tenggara Barat | 495 | 92 | - | - | - | - | 294 |
| Nusa Tenggara Timur | - | 143 | - | - | - | - | 143 |
| Papua | - | 87 | 61 | - | - | - | 74 |
| Papua Barat | - | 69 | 4 | - | - | - | 37 |
| INDONESIA | 447 | 136 | 43 | - | - | - | 263 |

TABEL 8.24 TABLE
RASIO MAHASISWA PER DOSEN TIAP PROVINSI
RATIOS OF STUDENT TO LECTURERS BY PROVINCE
 LINGKUP / SCOPE : KEMENAG / MoRA
 STATUS / STATUS : SWASTA / PRIVATE
 TAHUN / YEAR : 2025

| Provinsi <i>Province</i> | Universitas <i>University</i> | Institut <i>Institute</i> | Sekolah Tinggi <i>Sch. of High Learning</i> | Akademi <i>Academy</i> | Akademi Komunitas <i>Community College</i> | Politeknik <i>Polytechnic</i> | Rata-rata <i>Average</i> |
|-----------------------------|----------------------------------|------------------------------|--|---------------------------|---|----------------------------------|-----------------------------|
| (1) | (2) | (3) | (4) | (5) | (6) | (7) | (8) |
| D.K.I. Jakarta | 142 | 12 | 15 | - | - | - | 16 |
| Jawa Barat | 82 | 40 | 18 | - | - | - | 23 |
| Banten | 42 | 48 | 17 | - | - | - | 21 |
| Jawa Tengah | - | 48 | 16 | - | - | - | 21 |
| D.I. Yogyakarta | - | 45 | 17 | - | - | - | 20 |
| Jawa Timur | 81 | 41 | 17 | - | - | - | 26 |
| Aceh | 93 | - | 18 | - | - | - | 22 |
| Sumatera Utara | 42 | 55 | 16 | - | - | - | 19 |
| Sumatera Barat | - | 33 | 19 | - | - | - | 20 |
| Riau | - | 32 | 22 | - | - | - | 26 |
| Kepulauan Riau | - | 44 | 15 | - | - | - | 17 |
| Jambi | 42 | 47 | 16 | - | - | - | 34 |
| Sumatera Selatan | 70 | 36 | 16 | 27 | - | - | 21 |
| Bangka Belitung | - | - | - | - | - | - | - |
| Bengkulu | - | - | 19 | - | - | - | 19 |
| Lampung | 145 | 43 | 21 | - | - | - | 33 |
| Kalimantan Barat | 142 | - | 12 | - | - | - | 17 |
| Kalimantan Tengah | - | - | 12 | - | - | - | 12 |
| Kalimantan Selatan | - | 61 | 20 | - | - | - | 25 |
| Kalimantan Timur | - | 45 | 14 | 6 | - | - | 15 |
| Kalimantan Utara | - | - | 8 | - | - | - | 8 |
| Sulawesi Utara | - | 30 | 9 | - | - | - | 10 |
| Gorontalo | - | - | - | - | - | - | - |
| Sulawesi Tengah | - | - | 14 | - | - | - | 14 |
| Sulawesi Selatan | 80 | 40 | 23 | - | - | - | 30 |
| Sulawesi Barat | 82 | - | 14 | - | - | - | 23 |
| Sulawesi Tenggara | - | 29 | 19 | - | - | - | 22 |
| Maluku | - | - | 12 | - | - | - | 10 |
| Maluku Utara | - | - | 14 | - | - | - | 14 |
| Bali | - | - | 13 | - | - | - | 13 |
| Nusa Tenggara Barat | 46 | 66 | 18 | - | - | - | 28 |
| Nusa Tenggara Timur | - | - | 12 | - | - | - | 12 |
| Papua | - | - | 11 | - | - | - | 11 |
| Papua Barat | - | - | 8 | - | - | - | 8 |
| INDONESIA | 83 | 41 | 16 | 17 | - | - | 21 |

TABEL 8.25 TABLE
RASIO MAHASISWA PER DOSEN TIAP PROVINSI
RATIOS OF STUDENT TO LECTURERS BY PROVINCE
 LINGKUP / SCOPE : KEMENTERIAN LEMBAGA LAIN / OMal
 STATUS / STATUS : NEGERI / PUBLIC
 TAHUN / YEAR : 2025

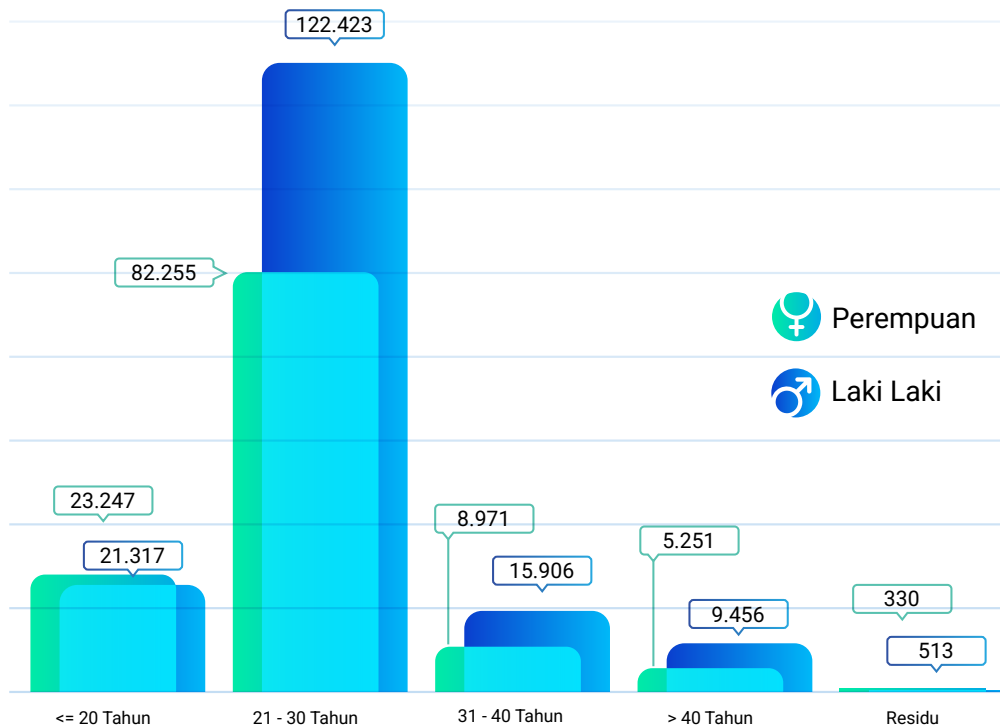
| Provinsi Province | Universitas University | Institut Institute | Sekolah Tinggi Sch. of High Learning | Akademi Academy | Akademi Komunitas Community College | Politeknik Polytechnic | Rata-rata Average |
|----------------------|---------------------------|-----------------------|---|--------------------|--|---------------------------|----------------------|
| (1) | (2) | (3) | (4) | (5) | (6) | (7) | (8) |
| D.K.I. Jakarta | - | - | 84 | - | - | 94 | 91 |
| Jawa Barat | 476 | 294 | 12 | 5 | - | 91 | 88 |
| Banten | - | - | 76 | - | - | 84 | 83 |
| Jawa Tengah | - | - | - | 58 | - | 119 | 94 |
| D.I. Yogyakarta | - | - | 99 | 26 | - | 82 | 71 |
| Jawa Timur | - | - | 62 | 4 | - | 97 | 60 |
| Aceh | - | - | - | - | - | 145 | 145 |
| Sumatera Utara | - | - | - | - | - | 92 | 77 |
| Sumatera Barat | - | - | - | - | - | 101 | 101 |
| Riau | - | - | - | - | - | 45 | 45 |
| Kepulauan Riau | - | - | - | - | - | 41 | 41 |
| Jambi | - | - | - | - | - | 128 | 128 |
| Sumatera Selatan | - | - | - | - | - | 86 | 86 |
| Bangka Belitung | - | - | - | - | - | 58 | 58 |
| Bengkulu | - | - | - | - | - | 135 | 135 |
| Lampung | - | - | - | - | - | 161 | 161 |
| Kalimantan Barat | - | - | - | - | - | 124 | 62 |
| Kalimantan Tengah | - | - | - | 1 | - | 79 | 40 |
| Kalimantan Selatan | - | - | - | - | - | 109 | 109 |
| Kalimantan Timur | - | - | - | - | - | 100 | 100 |
| Kalimantan Utara | - | - | - | - | - | - | - |
| Sulawesi Utara | - | - | - | - | - | 58 | 58 |
| Gorontalo | - | - | - | - | - | 88 | 88 |
| Sulawesi Tengah | - | - | - | - | - | 78 | 78 |
| Sulawesi Selatan | - | - | - | 34 | 35 | 75 | 58 |
| Sulawesi Barat | - | - | - | - | - | 47 | 47 |
| Sulawesi Tenggara | - | - | - | 1 | 12 | 97 | 37 |
| Maluku | - | - | - | - | - | 113 | 113 |
| Maluku Utara | - | - | - | - | - | 83 | 83 |
| Bali | - | - | - | - | - | 75 | 75 |
| Nusa Tenggara Barat | - | - | - | - | - | 82 | 82 |
| Nusa Tenggara Timur | - | - | - | - | - | 109 | 109 |
| Papua | - | - | - | - | - | 71 | 71 |
| Papua Barat | - | - | - | - | - | 31 | 25 |
| INDONESIA | 476 | 294 | 42 | 17 | 24 | 89 | 77 |

8.2 Angka Putus Kuliah

Dropouts

Statistik angka putus kuliah tahun 2025 memberikan gambaran mengenai dinamika keberhasilan studi mahasiswa dalam sistem pendidikan tinggi nasional. Penyajian data pada bagian ini mencakup jumlah dan sebaran mahasiswa putus kuliah berdasarkan kelompok perguruan tinggi, wilayah provinsi, program pendidikan, kelompok bidang ilmu, usia, jenis kelamin, serta semester masuk.

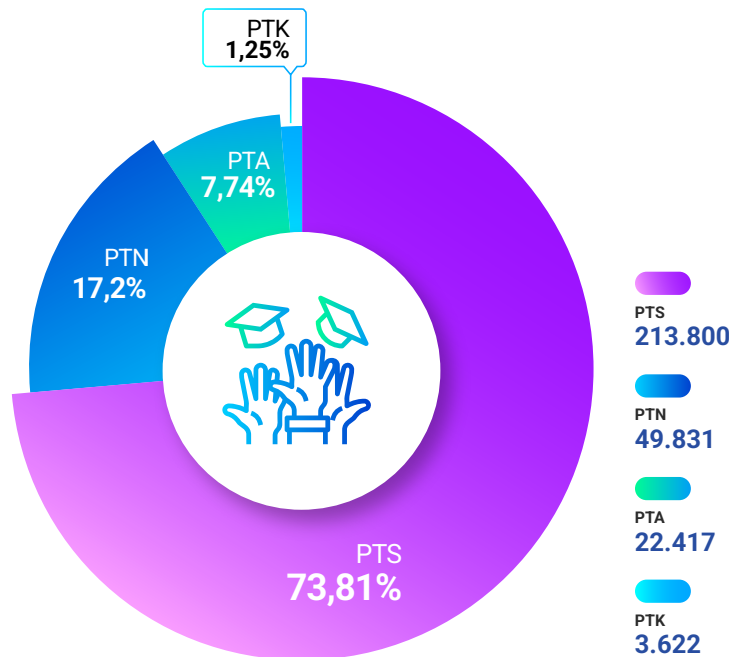
The dropout statistics for 2025 provide an overview of the dynamics of students' study continuation within the national higher education system. This section presents data on the number and distribution of dropouts by higher education institutional category, province, education program, knowledge field, age group, gender, and semester of initial enrollment.



GRAFIK 8.4 GRAPHIC
SEBARAN PUTUS KULIAH BERDASARKAN USIA DAN JENIS KELAMIN
 NUMBER OF DROPOUTS BY AGE GROUP AND GENDER

Pada tahun 2025, total mahasiswa yang mengalami putus kuliah tercatat mencapai 289.670 mahasiswa. Jumlah ini naik sebanyak 2,62 persen dibandingkan dengan tahun 2024. Jika dilihat berdasarkan usia dan jenis kelamin, kelompok usia 21-30 tahun merupakan kelompok dengan jumlah putus kuliah tertinggi dan didominasi oleh mahasiswa laki-laki. Sementara itu, pada kelompok usia ≤ 20 tahun, 31-40 tahun, dan > 40 tahun, jumlah mahasiswa putus kuliah relatif lebih kecil dengan tetap didominasi mahasiswa laki-laki.

In 2025, the total number of higher education dropouts reached 289,670 students. This figure increased by 2.62 percent compared with 2024. When disaggregated by age group and gender, the highest number of dropouts occurs among students aged 21-30 years, with male dropouts accounting for the majority. In contrast, the number of dropouts in the ≤ 20 , 31-40, and > 40 age groups is relatively smaller, although male students continue to represent a larger share of dropouts in these groups.













GRAFIK 8.5 GRAPHIC

MAHASISWA PUTUS KULIAH BERDASARKAN KELOMPOK PERGURUAN TINGGI
NUMBER OF DROPOUTS BY INSTITUTIONAL CATEGORY

Sementara itu, berdasarkan kelompok perguruan tinggi, Perguruan Tinggi Swasta (PTS) menempati proporsi terbesar mahasiswa putus kuliah, yakni mencapai 73,81 persen. Perguruan Tinggi Negeri (PTN) berada pada posisi berikutnya, yakni sebesar 17,20 persen, diikuti oleh Perguruan Tinggi Agama (PTA) sebesar 7,74 persen dan terakhir pada Perguruan Tinggi Kedinasan (PTK) sebesar 1,25 persen. Pola urutan angka putus kuliah berdasarkan kelompok perguruan tinggi ini tidak jauh berbeda dengan tahun 2024 lalu.

Meanwhile, by higher education institutional category, private higher education accounts for the highest proportion of dropouts, at 73.81 percent. Public higher education ranks second at 17.20 percent, followed by religious higher education at 7.74 percent, while government higher education records the lowest proportion, at 1.25 percent. This ordering of dropout figures by institutional category shows no substantial difference compared with 2024.

| Kelompok Bidang | Diploma 1 | Diploma 2 | Diploma 3 | Diploma 4 | Profesi | Sarjana | Magister | Magister Terapan | Doktoral | Doktoral Terapan | Spesialis | Sub Spesialis |
|---|-----------|-----------|-----------|-----------|---------|---------|----------|------------------|----------|------------------|-----------|---------------|
| Agama Religion  | | | 7 | | 6 | 4.888 | 1.805 | | 152 | | | |
| Ekonomi Economy  | | | 2.959 | 1.226 | 96 | 56.296 | 4.231 | | 262 | | | |
| Humaniora Humanities  | | | 157 | 113 | | 3.788 | 104 | | 15 | | | |
| Kesehatan Health  | | | 3.993 | 1.278 | 1.757 | 8.795 | 762 | 7 | 53 | | 112 | 4 |
| MIPA Mathematics and Natural Sciences  | | | 882 | 35 | 111 | 5.288 | 205 | | 34 | | | |
| Pendidikan Education  | | | | 19 | 2.405 | 42.603 | 2.776 | | 378 | | | |
| Pertanian Agriculture  | 5 | 20 | 1.816 | 1.365 | 2 | 12.069 | 327 | | 71 | | | |
| Seni Art  | | 3 | 204 | 369 | | 3.980 | 80 | 2 | 3 | | | |
| Sosial Social  | 32 | 167 | 2.877 | 1.162 | 24 | 45.796 | 2.898 | 149 | 529 | | | |
| Teknik Technic  | 11 | 211 | 8.001 | 2.734 | 50 | 55.652 | 1.321 | 17 | 121 | | | |

GRAFIK 8.6 GRAPHIC

MAHASISWA PUTUS KULIAH BERDASARKAN PROGRAM PENDIDIKAN DAN KELOMPOK BIDANG ILMU
NUMBER OF DROPOUTS BY LEVEL OF EDUCATION AND KNOWLEDGE FIELD

Sebaran mahasiswa putus kuliah berdasarkan program pendidikan dan kelompok bidang ilmu menunjukkan bahwa putus kuliah terbanyak terjadi pada program sarjana di hampir seluruh kelompok bidang ilmu, terutama pada bidang ekonomi, teknik, sosial, dan pendidikan. Pada program diploma (D3 dan D4), jumlah putus kuliah juga cukup terlihat pada bidang ilmu teknik, kesehatan, dan ekonomi, meskipun tidak sebesar program sarjana. Sementara itu, pada program pascasarjana (magister dan doktoral), jumlah mahasiswa putus kuliah relatif lebih kecil dan tersebar pada beberapa bidang tertentu.

The distribution of dropouts by education program and knowledge field reveals that the highest number of dropouts occur at the bachelor's programs across almost all fields, particularly economics, engineering, social sciences, and education. At the diploma programs (D3 and D4), dropouts are also observed in engineering, health sciences, and economics, although the numbers remain lower than at the bachelor's program. At the postgraduate programs (master's and doctoral programs), the number of dropouts is relatively small and concentrated across several specific fields.

| Semester Masuk Entry Semester | Diploma 1 | Diploma 2 | Diploma 3 | Diploma 4 | Profesi | Sarjana | Magister | Magister Terapan | Doktoral | Doktoral Terapan | Spesialis | Sub Spesialis |
|----------------------------------|-----------|-----------|-----------|-----------|---------|---------|----------|------------------|----------|------------------|-----------|---------------|
| < 20021 | | | 0,22% | | | 0,04% | 0,03% | | | | | |
| 20021 - 20102 | | | 2,89% | | 0,07% | 0,24% | | | | | | |
| 20111 - 20182 | | | 7,65% | 12,82% | 9,55% | 36,54% | 11,96% | | 40,67% | | 1,79% | 25,00% |
| 20191 | | 32,92% | 15,86% | 4,88% | 2,02% | 9,78% | 7,20% | | 8,10% | | 0,89% | |
| 20192 | | | 1,68% | 1,57% | 1,51% | 1,01% | 3,13% | 4,00% | 1,98% | | | |
| 20201 | 16,67% | 9,73% | 12,61% | 4,94% | 10,20% | 8,70% | 18,16% | 26,86% | 7,85% | | 0,89% | |
| 20202 | | | 0,22% | 0,36% | 2,90% | 0,81% | 11,23% | 20,57% | 3,28% | | 4,46% | |
| 20211 | | 13,72% | 12,90% | 7,77% | 13,97% | 10,35% | 18,57% | 22,86% | 7,60% | | 2,68% | |
| 20212 | | | 1,81% | 1,40% | 3,17% | 1,22% | 3,87% | 0,57% | 1,92% | | 6,25% | |
| 20221 | 31,25% | 16,96% | 13,89% | 14,89% | 16,76% | 12,52% | 6,93% | 8,57% | 7,17% | | 14,29% | |
| 20222 | 6,25% | | 0,92% | 1,26% | 3,03% | 1,23% | 3,23% | 0,57% | 5,07% | | 7,14% | |
| 20231 | 8,33% | 10,22% | 13,36% | 23,91% | 6,78% | 9,16% | 5,79% | 6,86% | 5,44% | | 13,39% | 75,00% |
| 20232 | | 0,50% | 1,36% | 1,12% | 7,28% | 1,97% | 3,14% | 0,57% | 2,22% | | 19,64% | |
| 20241 | 37,50% | 15,96% | 14,24% | 24,74% | 11,57% | 6,03% | 5,80% | 8,57% | 7,99% | | 17,86% | |
| 20242 | | | 0,38% | 0,34% | 11,08% | 0,40% | 0,96% | | 0,93% | | 10,71% | |
| 20251 | | | | | 0,02% | 0,02% | | | | | | |

GRAFIK 8.7 GRAPHIC

MAHASISWA PUTUS KULIAH BERDASARKAN SEMESTER MASUK DAN PROGRAM
 NUMBER OF DROPOUTS BY INITIAL ENROLLMENT SEMESTER AND LEVEL OF EDUCATION

Mahasiswa putus kuliah umumnya berasal dari angkatan yang telah menempuh masa studi cukup panjang, terutama pada program sarjana dan doktoral, yang menunjukkan kecenderungan putus kuliah terjadi mendekati batas akhir masa studi.

Dropouts are generally associated with students who spends longer periods in their studies, especially at the bachelor's and doctoral programs, indicating a tendency for dropouts to occur as students approach the formal limit of study duration.

| Provinsi Province | PTA | PTK | PTN | PTS |
|----------------------|--------|-------|--------|--------|
| Aceh | 9,98% | 1,13% | 50,74% | 38,16% |
| Bali | 3,71% | 3,80% | 14,02% | 78,46% |
| Bangka Belitung | 1,47% | 5,32% | 44,22% | 48,99% |
| Banten | 3,87% | 0,24% | 4,91% | 90,98% |
| Bengkulu | 27,44% | 2,64% | 28,35% | 41,57% |
| D.I. Yogyakarta | 3,32% | 2,01% | 15,29% | 79,38% |
| D.K.I. Jakarta | 1,36% | 1,18% | 3,68% | 93,79% |
| Gorontalo | 0,21% | 1,05% | 51,33% | 47,41% |
| Jambi | 17,93% | - | 29,59% | 52,48% |
| Jawa Barat | 5,62% | 1,07% | 6,64% | 86,67% |
| Jawa Tengah | 15,92% | 2,40% | 19,44% | 62,25% |
| Jawa Timur | 10,34% | 0,31% | 21,20% | 68,16% |
| Kalimantan Barat | 2,93% | 1,11% | 34,35% | 61,61% |
| Kalimantan Selatan | 12,56% | 1,08% | 17,31% | 69,05% |
| Kalimantan Tengah | 6,08% | 3,28% | 49,30% | 41,34% |
| Kalimantan Timur | 9,87% | 0,46% | 21,10% | 68,56% |
| Kalimantan Utara | - | - | 77,01% | 22,99% |

| Provinsi Province | PTA | PTK | PTN | PTS |
|----------------------|--------|-------|--------|--------|
| Kepulauan Riau | 10,56% | 0,37% | 16,14% | 72,92% |
| Lampung | 1,00% | 0,50% | 22,25% | 76,25% |
| Maluku | 1,67% | 3,34% | 64,34% | 30,66% |
| Maluku Utara | 2,14% | 4,36% | 27,54% | 65,95% |
| Nusa Tenggara Barat | 6,57% | 1,79% | 21,86% | 69,78% |
| Nusa Tenggara Timur | 6,36% | 1,51% | 21,49% | 70,64% |
| Papua | 3,84% | 1,57% | 27,70% | 66,89% |
| Papua Barat | 0,36% | 1,42% | 11,91% | 86,31% |
| Riau | 14,12% | 0,10% | 12,33% | 73,45% |
| Sulawesi Barat | 29,93% | 1,86% | 54,85% | 13,36% |
| Sulawesi Selatan | 14,96% | 2,67% | 26,38% | 55,99% |
| Sulawesi Tengah | 2,70% | 1,63% | 48,30% | 47,36% |
| Sulawesi Tenggara | 0,33% | 1,40% | 10,12% | 88,15% |
| Sulawesi Utara | 3,48% | 0,70% | 46,08% | 49,74% |
| Sumatera Barat | 26,32% | 1,09% | 30,39% | 42,20% |
| Sumatera Selatan | 4,64% | 3,37% | 31,10% | 60,90% |
| Sumatera Utara | 6,58% | 1,11% | 10,89% | 81,43% |

GRAFIK 8.8 GRAPHIC

SEBARAN MAHASISWA BARU BERDASARKAN KELOMPOK LEMBAGA THE DISTRIBUTION OF NEW ENTRANTS BY INSTITUTIONAL CATEGORY

Sebaran mahasiswa putus kuliah berdasarkan kelompok perguruan tinggi di tingkat provinsi menunjukkan bahwa proporsi terbesar berasal dari Perguruan Tinggi Swasta (PTS), sejalan dengan jumlah mahasiswa terdaftar yang didominasi oleh PTS. Provinsi seperti DKI Jakarta, Banten, Sulawesi Tenggara, Jawa Barat, dan Papua Barat memperlihatkan dominasi mahasiswa putus kuliah yang berasal dari PTS dengan proporsi yang cukup tinggi yakni di atas 86 persen, bahkan tertinggi mencapai 93,79 persen pada Provinsi DKI Jakarta.

Meskipun lebih dari separuh jumlah mahasiswa yang putus kuliah berasal dari PTS, pada Provinsi Aceh, Gorontalo, Kalimantan Tengah, Kalimantan Utara, Maluku, Sulawesi Barat, dan Sulawesi Tengah, mahasiswa putus kuliah lebih banyak berasal dari PTN. Kondisi ini dapat berkaitan dengan struktur kelembagaan di masing-masing provinsi, di mana jumlah PTN atau mahasiswa PTN relatif lebih dominan.

At the provincial level, the distribution of dropouts by higher education institutional category shows that the largest proportion of dropouts originates from private higher education, a pattern that aligns with overall enrollment trends, which are also dominated by private higher education. Several provinces, including the Special Capital Region of Jakarta, Banten, Southeast Sulawesi, West Java, and West Papua, exhibit a particularly high concentration of dropouts originating from private higher education, with proportions generally above 86 percent, and peaking at 93.79 percent in the Special Capital Region of Jakarta.

Although more than half of dropouts originate from private higher education, in the provinces of Aceh, Gorontalo, Central Kalimantan, North Kalimantan, Maluku, West Sulawesi, and Central Sulawesi, dropouts are more prevalent among students from public higher education. This condition may be related to provincial institutions in which public higher education or public higher education populations are relatively more dominant.

TABEL 8.26 TABLE

JUMLAH MAHASISWA TERDAFTAR DAN ANGKA PUTUS KULIAH TIAP PROVINSI
NUMBER OF ENROLLED STUDENTS AND DROP OUT RATES BY PROVINCE
 LINGKUP / SCOPE : NASIONAL / NATIONAL
 STATUS / STATUS : NEGERI+SWASTA / PUBLIC+PRIVATE
 TAHUN / YEAR : 2025

| Provinsi <i>Province</i> | Mahasiswa <i>Students</i> | Putus Kuliah <i>Drop Outs</i> | Presentase Putus Kuliah <i>Drop Outs Percentage</i> |
|-----------------------------|------------------------------|----------------------------------|--|
| (1) | (2) | (3) | (4) |
| D.K.I. Jakarta | 837.457 | 35.899 | 4 |
| Jawa Barat | 1.109.037 | 51.359 | 5 |
| Banten | 1.968.001 | 20.814 | 1 |
| Jawa Tengah | 922.035 | 20.582 | 2 |
| D.I. Yogyakarta | 487.234 | 11.291 | 2 |
| Jawa Timur | 1.282.128 | 30.260 | 2 |
| Aceh | 237.689 | 7.637 | 3 |
| Sumatera Utara | 504.225 | 12.921 | 3 |
| Sumatera Barat | 256.167 | 6.156 | 2 |
| Riau | 211.742 | 10.973 | 5 |
| Kepulauan Riau | 65.660 | 2.670 | 4 |
| Jambi | 117.825 | 2.744 | 2 |
| Sumatera Selatan | 184.111 | 5.823 | 3 |
| Bangka Belitung | 23.278 | 545 | 2 |
| Bengkulu | 82.177 | 2.540 | 3 |
| Lampung | 210.328 | 7.780 | 4 |
| Kalimantan Barat | 121.001 | 2.696 | 2 |
| Kalimantan Tengah | 57.846 | 1.282 | 2 |
| Kalimantan Selatan | 130.820 | 5.205 | 4 |
| Kalimantan Timur | 122.587 | 3.445 | 3 |
| Kalimantan Utara | 16.984 | 435 | 3 |
| Sulawesi Utara | 108.993 | 3.876 | 4 |
| Gorontalo | 71.384 | 1.426 | 2 |
| Sulawesi Tengah | 105.939 | 3.921 | 4 |
| Sulawesi Selatan | 484.259 | 13.648 | 3 |
| Sulawesi Barat | 40.077 | 1.617 | 4 |
| Sulawesi Tenggara | 135.774 | 1.502 | 1 |
| Maluku | 82.032 | 1.618 | 2 |
| Maluku Utara | 45.322 | 1.169 | 3 |
| Bali | 183.393 | 3.608 | 2 |
| Nusa Tenggara Barat | 184.335 | 5.202 | 3 |
| Nusa Tenggara Timur | 185.374 | 3.443 | 2 |
| Papua | 125.362 | 4.458 | 4 |
| Papua Barat | 53.578 | 1.125 | 2 |
| INDONESIA | 10.754.154 | 289.670 | 3 |

Ket :
 Mahasiswa Putus Kuliah terdiri dari mahasiswa dengan jenis keluar: Dikeluarkan, Putus Studi, dan Mengundurkan Diri
Drop Out Students includes Expelled and Resign Students

TABEL 8.27 TABLE

JUMLAH MAHASISWA TERDAFTAR DAN ANGKA PUTUS KULIAH TIAP PROVINSI
NUMBER OF ENROLLED STUDENTS AND DROP OUT RATES BY PROVINCE
 LINGKUP / SCOPE : LINGKUP / SCOPE : KEMDIKTISAINTEK / MoHEST
 STATUS / STATUS : NEGERI+SWASTA / PUBLIC+PRIVATE
 TAHUN / YEAR : 2025

| Provinsi <i>Province</i> | Mahasiswa <i>Students</i> | Putus Kuliah <i>Drop Outs</i> | Presentase Putus Kuliah <i>Drop Outs Percentage</i> |
|-----------------------------|------------------------------|----------------------------------|--|
| (1) | (2) | (3) | (4) |
| D.K.I. Jakarta | 799.378 | 34.989 | 4 |
| Jawa Barat | 915.921 | 47.921 | 5 |
| Banten | 1.884.833 | 19.958 | 1 |
| Jawa Tengah | 763.536 | 16.813 | 2 |
| D.I. Yogyakarta | 439.236 | 10.689 | 2 |
| Jawa Timur | 1.029.171 | 27.038 | 3 |
| Aceh | 176.161 | 6.789 | 4 |
| Sumatera Utara | 444.245 | 11.928 | 3 |
| Sumatera Barat | 203.342 | 4.469 | 2 |
| Riau | 162.938 | 9.413 | 6 |
| Kepulauan Riau | 55.674 | 2.378 | 4 |
| Jambi | 71.960 | 2.252 | 3 |
| Sumatera Selatan | 141.418 | 5.357 | 4 |
| Bangka Belitung | 18.130 | 508 | 3 |
| Bengkulu | 60.047 | 1.776 | 3 |
| Lampung | 142.315 | 7.663 | 5 |
| Kalimantan Barat | 101.687 | 2.587 | 3 |
| Kalimantan Tengah | 45.732 | 1.162 | 3 |
| Kalimantan Selatan | 106.473 | 4.495 | 4 |
| Kalimantan Timur | 108.313 | 3.089 | 3 |
| Kalimantan Utara | 16.567 | 435 | 3 |
| Sulawesi Utara | 93.837 | 3.714 | 4 |
| Gorontalo | 60.427 | 1.408 | 2 |
| Sulawesi Tengah | 92.490 | 3.751 | 4 |
| Sulawesi Selatan | 402.898 | 11.242 | 3 |
| Sulawesi Barat | 32.957 | 1.103 | 3 |
| Sulawesi Tenggara | 120.502 | 1.476 | 1 |
| Maluku | 70.345 | 1.537 | 2 |
| Maluku Utara | 39.773 | 1.093 | 3 |
| Bali | 166.553 | 3.337 | 2 |
| Nusa Tenggara Barat | 146.434 | 4.767 | 3 |
| Nusa Tenggara Timur | 168.929 | 3.172 | 2 |
| Papua | 111.752 | 4.217 | 4 |
| Papua Barat | 47.971 | 1.105 | 2 |
| INDONESIA | 9.241.945 | 263.631 | 3 |

Ket :
 Mahasiswa Putus Kuliah terdiri dari mahasiswa dengan jenis keluar : Dikeluarkan, Putus Studi, dan Mengundurkan Diri
Drop Out Students includes Expelled and Resign Students

TABEL 8.28 TABLE

JUMLAH MAHASISWA TERDAFTAR DAN ANGKA PUTUS KULIAH TIAP PROVINSI

NUMBER OF ENROLLED STUDENTS AND DROP OUT RATES BY PROVINCE

LINGKUP / SCOPE : KEMDIKTISAINTEK / MoHEST

STATUS / STATUS : NEGERI / PUBLIC

TAHUN / YEAR : 2025

| Provinsi <i>Province</i> | Mahasiswa <i>Students</i> | Putus Kuliah <i>Drop Outs</i> | Presentase Putus Kuliah <i>Drop Outs Percentage</i> |
|-----------------------------|------------------------------|----------------------------------|--|
| (1) | (2) | (3) | (4) |
| D.K.I. Jakarta | 132.876 | 1.321 | 1 |
| Jawa Barat | 244.768 | 3.409 | 1 |
| Banten | 1.657.906 | 1.021 | 0 |
| Jawa Tengah | 278.175 | 4.001 | 1 |
| D.I. Yogyakarta | 171.712 | 1.726 | 1 |
| Jawa Timur | 437.959 | 6.414 | 1 |
| Aceh | 95.606 | 3.875 | 4 |
| Sumatera Utara | 108.045 | 1.407 | 1 |
| Sumatera Barat | 104.785 | 1.871 | 2 |
| Riau | 46.415 | 1.353 | 3 |
| Kepulauan Riau | 21.135 | 431 | 2 |
| Jambi | 38.127 | 812 | 2 |
| Sumatera Selatan | 50.741 | 1.811 | 4 |
| Bangka Belitung | 10.147 | 241 | 2 |
| Bengkulu | 32.229 | 720 | 2 |
| Lampung | 66.545 | 1.731 | 3 |
| Kalimantan Barat | 56.856 | 926 | 2 |
| Kalimantan Tengah | 26.213 | 632 | 2 |
| Kalimantan Selatan | 49.968 | 901 | 2 |
| Kalimantan Timur | 55.707 | 727 | 1 |
| Kalimantan Utara | 12.485 | 335 | 3 |
| Sulawesi Utara | 57.759 | 1.786 | 3 |
| Gorontalo | 38.257 | 732 | 2 |
| Sulawesi Tengah | 52.255 | 1.894 | 4 |
| Sulawesi Selatan | 140.005 | 3.600 | 3 |
| Sulawesi Barat | 15.379 | 887 | 6 |
| Sulawesi Tenggara | 66.106 | 152 | 0 |
| Maluku | 43.828 | 1.041 | 2 |
| Maluku Utara | 19.980 | 322 | 2 |
| Bali | 78.915 | 506 | 1 |
| Nusa Tenggara Barat | 37.474 | 1.137 | 3 |
| Nusa Tenggara Timur | 76.417 | 740 | 1 |
| Papua | 68.525 | 1.235 | 2 |
| Papua Barat | 15.172 | 134 | 1 |
| INDONESIA | 4.408.472 | 49.831 | 1 |

Ket :

Mahasiswa Putus Kuliah terdiri dari mahasiswa dengan jenis keluar: Dikeluarkan, Putus Studi, dan Mengundurkan Diri
Drop Out Students includes Expelled and Resign Students

TABEL 8.29 TABLE

JUMLAH MAHASISWA TERDAFTAR DAN ANGKA PUTUS KULIAH TIAP PROVINSI

NUMBER OF ENROLLED STUDENTS AND DROP OUT RATES BY PROVINCE

LINGKUP / SCOPE : LINGKUP / SCOPE : KEMDIKTISAINTEK / MoHESST

STATUS / STATUS : SWASTA / PRIVATE

TAHUN / YEAR : 2025

| Provinsi <i>Province</i> | Mahasiswa <i>Students</i> | Putus Kuliah <i>Drop Outs</i> | Presentase Putus Kuliah <i>Drop Outs Percentage</i> |
|-----------------------------|------------------------------|----------------------------------|--|
| (1) | (2) | (3) | (4) |
| D.K.I. Jakarta | 666.502 | 33.668 | 5 |
| Jawa Barat | 671.153 | 44.512 | 7 |
| Banten | 226.927 | 18.937 | 8 |
| Jawa Tengah | 485.361 | 12.812 | 3 |
| D.I. Yogyakarta | 267.524 | 8.963 | 3 |
| Jawa Timur | 591.212 | 20.624 | 3 |
| Aceh | 80.555 | 2.914 | 4 |
| Sumatera Utara | 336.200 | 10.521 | 3 |
| Sumatera Barat | 98.557 | 2.598 | 3 |
| Riau | 116.523 | 8.060 | 7 |
| Kepulauan Riau | 34.539 | 1.947 | 6 |
| Jambi | 33.833 | 1.440 | 4 |
| Sumatera Selatan | 90.677 | 3.546 | 4 |
| Bangka Belitung | 7.983 | 267 | 3 |
| Bengkulu | 27.818 | 1.056 | 4 |
| Lampung | 75.770 | 5.932 | 8 |
| Kalimantan Barat | 44.831 | 1.661 | 4 |
| Kalimantan Tengah | 19.519 | 530 | 3 |
| Kalimantan Selatan | 56.505 | 3.594 | 6 |
| Kalimantan Timur | 52.606 | 2.362 | 4 |
| Kalimantan Utara | 4.082 | 100 | 2 |
| Sulawesi Utara | 36.078 | 1.928 | 5 |
| Gorontalo | 22.170 | 676 | 3 |
| Sulawesi Tengah | 40.235 | 1.857 | 5 |
| Sulawesi Selatan | 262.893 | 7.642 | 3 |
| Sulawesi Barat | 17.578 | 216 | 1 |
| Sulawesi Tenggara | 54.396 | 1.324 | 2 |
| Maluku | 26.517 | 496 | 2 |
| Maluku Utara | 19.793 | 771 | 4 |
| Bali | 87.638 | 2.831 | 3 |
| Nusa Tenggara Barat | 108.960 | 3.630 | 3 |
| Nusa Tenggara Timur | 92.512 | 2.432 | 3 |
| Papua | 43.227 | 2.982 | 7 |
| Papua Barat | 32.799 | 971 | 3 |
| INDONESIA | 4.833.473 | 213.800 | 4 |

Ket :

Mahasiswa Putus Kuliah terdiri dari mahasiswa dengan jenis keluar : Dikeluarkan, Putus Studi, dan Mengundurkan Diri

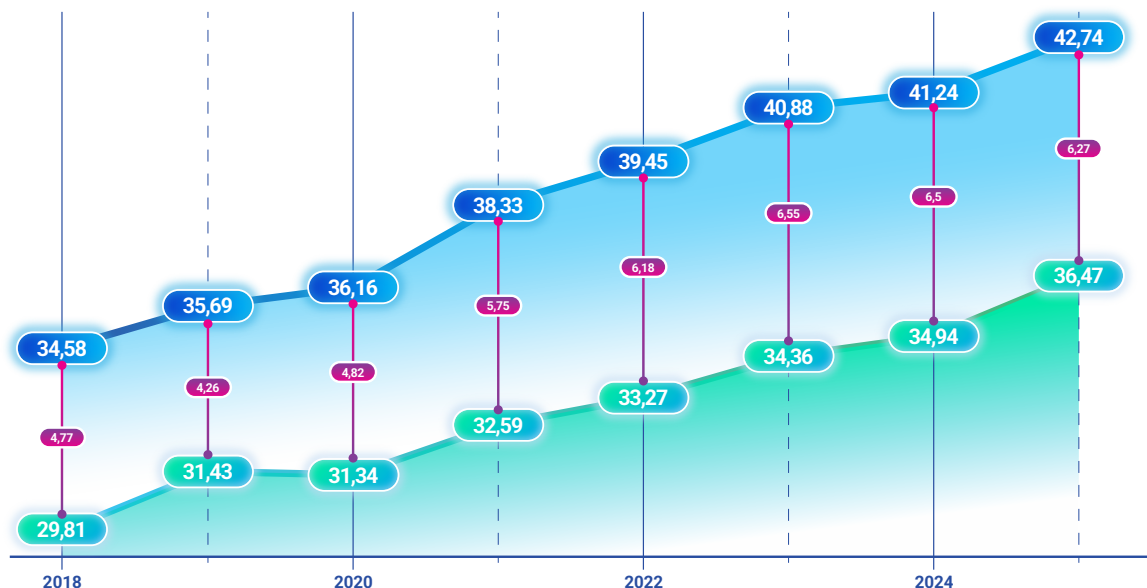
Drop Out Students includes Expelled and Resign Students

8.3 Angka Partisipasi Kasar (APK)

The Gross Enrollment Ratio (GER)

Angka Partisipasi Kasar (APK) merupakan salah satu indikator pendidikan tinggi yang ditetapkan oleh Bappenas untuk mengukur ketercapaian pembangunan, khususnya pada aspek sumber daya manusia. APK dihitung dengan membandingkan jumlah mahasiswa pada program diploma dan sarjana dengan jumlah penduduk usia kuliah.

The Gross Enrollment Ratio (GER) is one of the higher education indicators designated by Bappenas to measure development achievements, particularly in the area of human resources. The GER is calculated as a ratio of students enrolled in diploma and bachelor's programs to the college-age population.



GRAFIK 8.9 GRAPHIC

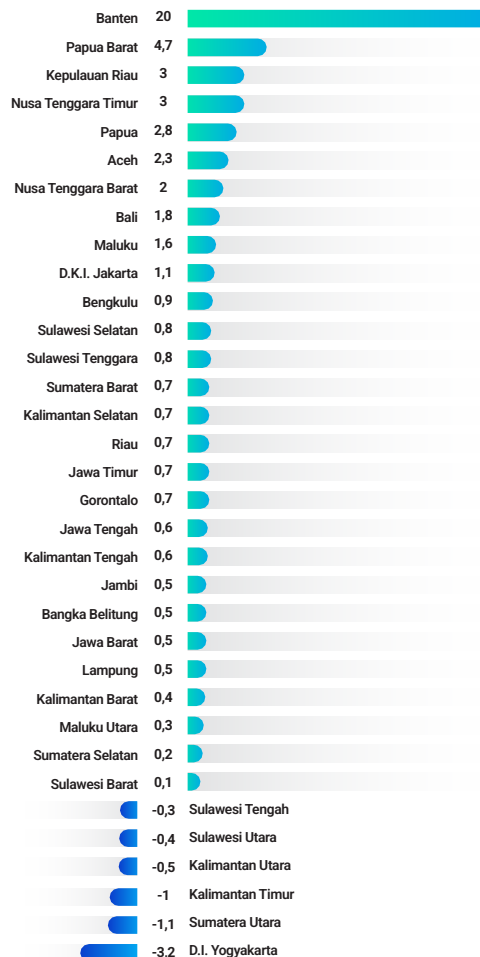
SEBARAN MAHASISWA BARU BERDASARKAN KELOMPOK LEMBAGA
THE DISTRIBUTION OF NEW ENTRANTS BY INSTITUTIONAL CATEGORY

Berdasarkan data, APK Pendidikan Tinggi secara nasional pada tahun 2025 mencapai 42,74 persen dengan kenaikan (delta) sebesar 1,50 persen dari tahun sebelumnya.

At the national level, the higher education GER in 2025 reaches 42.74 percent, reflecting an increase of 1.50 percentage points compared with the previous year.



GRAFIK 8.10 GRAPHIC
PERBANDINGAN APK TIAP PROVINSI
 COMPARISON OF GER BY PROVINCE



GRAFIK 8.11 GRAPHIC
DELTA APK TAHUN 2024 DAN 2025
 DELTA OF GER IN 2024 AND 2025

Provinsi Banten, DI Yogyakarta, dan DKI Jakarta masih merupakan provinsi dengan APK tertinggi. Pola urutan APK tertinggi ini tidak berubah sejak tahun 2024 lalu. Sementara itu, di Provinsi Gorontalo, meskipun mengalami penurunan yang cukup signifikan, provinsi ini masih menempati posisi keempat tertinggi, disusul Provinsi Sulawesi Utara pada posisi kelima. Sedangkan provinsi dengan APK terendah adalah Provinsi Bangka Belitung, Kalimantan Tengah, Kalimantan Barat, Kalimantan Utara, dan Jawa Barat. Urutan ini juga tidak berbeda dibandingkan dengan data APK tahun 2024 lalu.

Banten, the Special Region of Yogyakarta, and the Special Capital Region of Jakarta record the highest GER values among all provinces. This ranking shows no substantial change compared to the 2024 ranking. Despite experiencing a notable decline, Gorontalo still ranks fourth, followed by North Sulawesi, in fifth place. Meanwhile, the provinces with the lowest GER are the Bangka Belitung Islands, Central Kalimantan, West Kalimantan, North Kalimantan, and West Java. This ordering likewise remains unchanged from the GER distribution recorded in 2024.

TABEL **8.30** TABLE
ANGKA PARTISIPASI KASAR (APK)
GROSS ENROLLMENT RATE (GER)
 LINGKUP / SCOPE : NASIONAL / NATIONAL
 STATUS / STATUS : NEGERI+SWASTA / PUBLIC+PRIVATE
 TAHUN / YEAR : 2025

| Provinsi <i>Province</i> | Mahasiswa Terdaftar Diploma dan Sarjana <i>Number of Enrolled Students in Diploma and Bachelor Programs</i> | Penduduk Usia 19-23 Tahun 2024 <i>Total Population Aged 19-23 Years in 2024</i> | Angka Partisipasi Kasar (APK) <i>Gross Enrollment Rate (GER)</i> |
|-----------------------------|--|--|---|
| (1) | (2) | (3) | (4) |
| Aceh | 206.054 | 473.636 | 43,50% |
| Bali | 148.810 | 332.346 | 44,78% |
| Bangka Belitung | 22.421 | 126.351 | 17,75% |
| Banten | 1.932.689 | 1.000.060 | 193,26% |
| Bengkulu | 68.032 | 171.133 | 39,75% |
| D.I. Yogyakarta | 383.213 | 268.490 | 142,73% |
| D.K.I. Jakarta | 710.533 | 822.408 | 86,40% |
| Gorontalo | 54.332 | 106.251 | 51,14% |
| Jambi | 105.061 | 300.159 | 35,00% |
| Jawa Barat | 963.961 | 4.040.632 | 23,86% |
| Jawa Tengah | 765.796 | 2.824.907 | 27,11% |
| Jawa Timur | 1.080.718 | 3.004.199 | 35,97% |
| Kalimantan Barat | 106.553 | 472.669 | 22,54% |
| Kalimantan Selatan | 109.952 | 329.973 | 33,32% |
| Kalimantan Tengah | 50.442 | 237.096 | 21,27% |
| Kalimantan Timur | 109.886 | 347.169 | 31,65% |
| Kalimantan Utara | 14.307 | 64.900 | 22,04% |
| Kepulauan Riau | 61.904 | 174.383 | 35,50% |
| Lampung | 193.355 | 728.143 | 26,55% |
| Maluku | 70.892 | 178.866 | 39,63% |
| Maluku Utara | 43.957 | 119.290 | 36,85% |
| Nusa Tenggara Barat | 164.534 | 438.146 | 37,55% |
| Nusa Tenggara Timur | 168.208 | 474.134 | 35,48% |
| Papua | 114.126 | 340.257 | 33,54% |
| Papua Barat | 50.358 | 107.345 | 46,91% |
| Riau | 190.990 | 560.346 | 34,08% |
| Sulawesi Barat | 38.910 | 133.702 | 29,10% |
| Sulawesi Selatan | 396.836 | 814.300 | 48,73% |
| Sulawesi Tengah | 99.683 | 258.705 | 38,53% |
| Sulawesi Tenggara | 121.081 | 243.769 | 49,67% |
| Sulawesi Utara | 102.745 | 204.470 | 50,25% |
| Sumatera Barat | 234.866 | 490.679 | 47,87% |
| Sumatera Selatan | 168.603 | 694.578 | 24,27% |
| Sumatera Utara | 428.075 | 1.300.540 | 32,92% |
| INDONESIA | 9.481.883 | 22.184.032 | 42,74% |

TABEL 8.31 TABLE

ANGKA PARTISIPASI KASAR (APK)
GROSS ENROLLMENT RATE (GER)
 LINGKUP / SCOPE : KEMDIKTISAINTEK / MoHES
 STATUS / STATUS : NEGERI+SWASTA / PUBLIC+PRIVATE
 TAHUN / YEAR : 2025

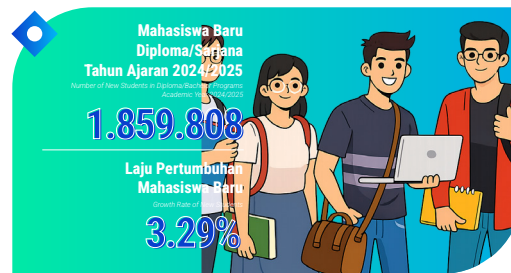
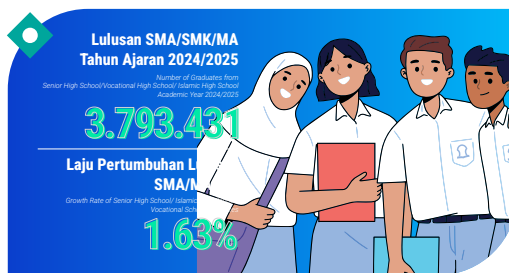
| Provinsi Province | Mahasiswa Terdaftar Diploma dan Sarjana Number of Enrolled Students in Diploma and Bachelor Programs | Penduduk Usia 19-23 Tahun 2024 Total Population Aged 19-23 Years in 2024 | Angka Partisipasi Kasar (APK) Gross Enrollment Rate (GER) |
|----------------------|---|---|--|
| (1) | (2) | (3) | (4) |
| Aceh | 148.565 | 473.636 | 31,37% |
| Bali | 133.887 | 332.346 | 40,29% |
| Bangka Belitung | 17.427 | 126.351 | 13,79% |
| Banten | 1.856.753 | 1.000.060 | 185,66% |
| Bengkulu | 48.261 | 171.133 | 28,20% |
| D.I. Yogyakarta | 345.922 | 268.490 | 128,84% |
| D.K.I. Jakarta | 677.558 | 822.408 | 82,39% |
| Gorontalo | 44.969 | 106.251 | 42,32% |
| Jambi | 63.052 | 300.159 | 21,01% |
| Jawa Barat | 786.299 | 4.040.632 | 19,46% |
| Jawa Tengah | 617.196 | 2.824.907 | 21,85% |
| Jawa Timur | 847.705 | 3.004.199 | 28,22% |
| Kalimantan Barat | 88.417 | 472.669 | 18,71% |
| Kalimantan Selatan | 87.239 | 329.973 | 26,44% |
| Kalimantan Tengah | 38.960 | 237.096 | 16,43% |
| Kalimantan Timur | 97.090 | 347.169 | 27,97% |
| Kalimantan Utara | 13.890 | 64.900 | 21,40% |
| Kepulauan Riau | 52.300 | 174.383 | 29,99% |
| Lampung | 132.577 | 728.143 | 18,21% |
| Maluku | 61.309 | 178.866 | 34,28% |
| Maluku Utara | 38.608 | 119.290 | 32,36% |
| Nusa Tenggara Barat | 128.192 | 438.146 | 29,26% |
| Nusa Tenggara Timur | 152.039 | 474.134 | 32,07% |
| Papua | 101.431 | 340.257 | 29,81% |
| Papua Barat | 44.912 | 107.345 | 41,84% |
| Riau | 144.274 | 560.346 | 25,75% |
| Sulawesi Barat | 31.885 | 133.702 | 23,85% |
| Sulawesi Selatan | 323.080 | 814.300 | 39,68% |
| Sulawesi Tengah | 87.289 | 258.705 | 33,74% |
| Sulawesi Tenggara | 106.147 | 243.769 | 43,54% |
| Sulawesi Utara | 88.676 | 204.470 | 43,37% |
| Sumatera Barat | 185.909 | 490.679 | 37,89% |
| Sumatera Selatan | 127.927 | 694.578 | 18,42% |
| Sumatera Utara | 371.029 | 1.300.540 | 28,53% |
| INDONESIA | 8.090.774 | 22.184.032 | 36,47% |

8.4 Angka Kelanjutan Kasar Pendidikan Tinggi

The Continuation Rate to Higher Education

Bab ini menyajikan gambaran mengenai angka kelanjutan kasar pendidikan tinggi sebagai indikator partisipasi lulusan pendidikan menengah dalam melanjutkan studi ke program yang lebih tinggi. Data disajikan berdasarkan perkembangan waktu serta distribusi wilayah provinsi untuk memberikan pemetaan kondisi secara nasional.

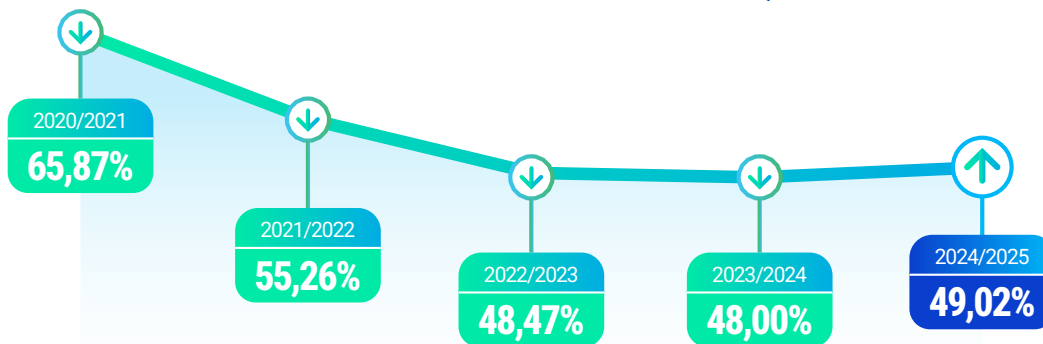
This chapter presents an overview of the continuation rate to higher education as an indicator of the participation of graduates from upper secondary education in continuing their studies to a higher level. The data are presented based on trends over time and provincial distribution to provide a comprehensive national overview.



Angka Kelanjutan Kasar Pendidikan Tinggi Indonesia Tahun Ajaran 2024/2025

Gross Continuation Rate of Higher Education in Indonesia Academic Year 2024/2025

49,02%

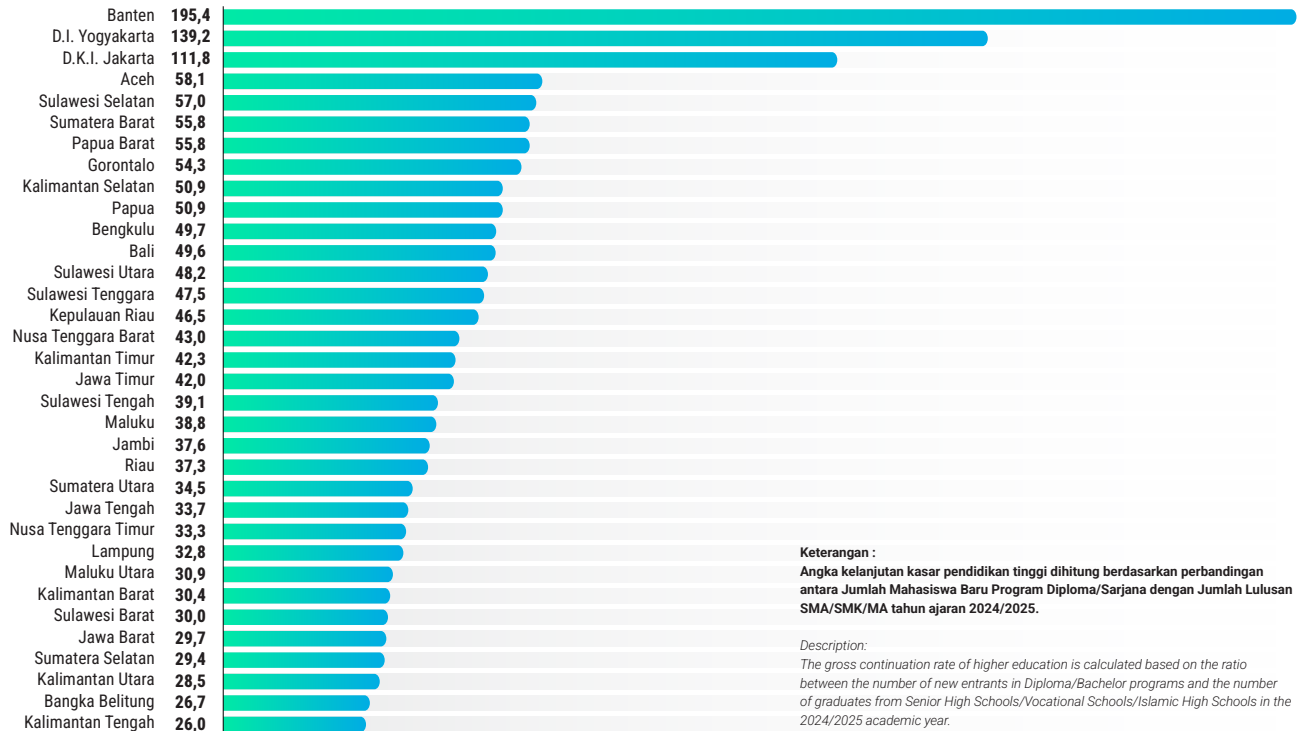


GRAFIK 8.12 GRAPHIC

ANGKA KELANJUTAN KASAR PENDIDIKAN TINGGI (%)
 CONTINUATION RATE TO HIGHER EDUCATION (%)

Persentase pelajar yang melanjutkan studi ke pendidikan tinggi di Indonesia pada tahun ajaran 2024/2025 tercatat sebesar 49,02 persen, meningkat sebesar 1,02 persen dibandingkan tahun sebelumnya. Peningkatan ini sejalan dengan laju pertumbuhan mahasiswa baru yang mencapai 3,29 persen, melampaui pertumbuhan lulusan SMA/SMK/MA sebesar 1,63 persen. Kondisi tersebut menunjukkan bahwa secara agregat, sistem pendidikan tinggi memiliki kapasitas yang semakin baik dalam menampung lulusan pendidikan menengah. Meskipun demikian, tren dalam lima tahun terakhir menunjukkan bahwa angka kelanjutan kasar sempat mengalami penurunan sebelum kembali menunjukkan perbaikan pada tahun ajaran 2024/2025.

The percentage of students continuing to higher education in Indonesia in the 2024-2025 academic year is recorded at 49.02 percent, an increase of 1.02 % compared to the previous year. The increase aligns with the growth rate of new entrants, which reaches 3.29 percent, exceeding the growth rate of upper secondary education graduates at 1.63 percent. These conditions indicate that, in aggregate, the higher education system has an improving capacity to accommodate graduates from secondary education. Nevertheless, the trend over the past five years shows that the continuation rate to higher education had declined before improving again in the 2024/2025 academic year.



GRAFIK 8.13 GRAPHIC

ANGKA KELANJUTAN KASAR PENDIDIKAN TINGGI INDONESIA BERDASARKAN WILAYAH TAHUN AJARAN 2024/ 2025
CONTINUATION RATE TO HIGHER EDUCATION IN INDONESIA BY PROVINCE, ACADEMIC YEAR 2024/ 2025

Jika ditinjau berdasarkan wilayah, terdapat variasi yang cukup signifikan antarprovinsi. Provinsi Banten, DI Yogyakarta, dan DKI Jakarta mencatat angka kelanjutan kasar di atas 100 persen. Sebaliknya, Provinsi Bangka Belitung dan Kalimantan Tengah tercatat memiliki angka kelanjutan kasar terendah dalam beberapa tahun terakhir. Perbedaan ini mencerminkan adanya variasi dalam akses, partisipasi, dan distribusi pendidikan tinggi di berbagai wilayah di Indonesia.

From a regional perspective, significant variations are observed across provinces. The Banten, the Special Region of Yogyakarta, and the Special Capital Region of Jakarta record continuation rates to higher education exceeding 100%. In contrast, the Bangka Belitung Island and Central Kalimantan consistently record the lowest rates in recent years. These differences reflect disparities in access, participation, and the distribution of higher education across regions in Indonesia.

TABEL 8.32 TABLE
KEBERLANJUTAN STUDI TIAP PROVINSI
STUDY SUSTAINABILITY BY PROVINCE
 LINGKUP / SCOPE : NASIONAL / NATIONAL
 STATUS / STATUS : NEGERI+SWASTA / PUBLIC+PRIVATE
 TAHUN / YEAR : 2025

| Provinsi <i>Province</i> | Jumlah Lulusan SMA/SMK 2021/2022 <i>Number of Senior/Vocational High School Graduates 2021/2022</i> | Mahasiswa Baru Diploma/Sarjana <i>Number of New Entrants</i> | Persentase Keberlanjutan Studi <i>Study Continuity Percentage</i> |
|-----------------------------|--|---|--|
| (1) | (2) | (3) | (4) |
| D.K.I. Jakarta | 131.434 | 146.889 | 111,76 |
| Jawa Barat | 677.893 | 201.603 | 29,74 |
| Banten | 169.243 | 330.730 | 195,42 |
| Jawa Tengah | 461.815 | 155.806 | 33,74 |
| D.I. Yogyakarta | 54.819 | 76.306 | 139,2 |
| Jawa Timur | 528.699 | 222.243 | 42,04 |
| Aceh | 74.489 | 43.294 | 58,12 |
| Sumatera Utara | 257.529 | 88.884 | 34,51 |
| Sumatera Barat | 88.495 | 49.400 | 55,82 |
| Riau | 102.213 | 38.081 | 37,26 |
| Kepulauan Riau | 31.502 | 14.636 | 46,46 |
| Jambi | 51.421 | 19.328 | 37,59 |
| Sumatera Selatan | 122.681 | 36.098 | 29,42 |
| Bangka Belitung | 19.421 | 5.194 | 26,74 |
| Bengkulu | 29.301 | 14.567 | 49,72 |
| Lampung | 115.357 | 37.838 | 32,8 |
| Kalimantan Barat | 72.412 | 22.019 | 30,41 |
| Kalimantan Tengah | 35.305 | 9.165 | 25,96 |
| Kalimantan Selatan | 50.052 | 25.495 | 50,94 |
| Kalimantan Timur | 55.941 | 23.651 | 42,28 |
| Kalimantan Utara | 9.692 | 2.765 | 28,53 |
| Sulawesi Utara | 36.755 | 17.723 | 48,22 |
| Gorontalo | 17.235 | 9.358 | 54,3 |
| Sulawesi Tengah | 44.874 | 17.560 | 39,13 |
| Sulawesi Selatan | 134.794 | 76.889 | 57,04 |
| Sulawesi Barat | 20.680 | 6.194 | 29,95 |
| Sulawesi Tenggara | 47.201 | 22.403 | 47,46 |
| Maluku | 32.328 | 12.545 | 38,81 |
| Maluku Utara | 23.762 | 7.337 | 30,88 |
| Bali | 60.779 | 30.145 | 49,6 |
| Nusa Tenggara Barat | 82.889 | 35.622 | 42,98 |
| Nusa Tenggara Timur | 103.050 | 34.324 | 33,31 |
| Papua | 33.310 | 16.954 | 50,9 |
| Papua Barat | 15.709 | 8.762 | 55,78 |
| INDONESIA | 3.793.080 | 1.859.808 | 49,03 |

TABEL 8.33 TABLE
RATA-RATA INDEKS PRESTASI KUMULATIF MENURUT BIDANG ILMU
AVERAGE OF GRADE POINT AVERAGE BASED ON KNOWLEDGE FIELD
 LINGKUP / SCOPE : NASIONAL / NATIONAL
 STATUS / STATUS : NEGERI+SWASTA / PUBLIC+PRIVATE
 TAHUN / YEAR : 2025

| Provinsi Province | Agama/Religion | | | | | |
|----------------------|-----------------|------------------|-----------------|-------------------|--------------------|----------------------|
| | Diploma/Diploma | Sarjana/Bachelor | Magister/Master | Doktoral/Doctoral | Profesi/Profession | Spesialis/Specialist |
| (1) | (2) | (3) | (4) | (5) | (6) | (7) |
| D.K.I. Jakarta | - | 3,51 | 3,75 | 3,74 | - | - |
| Jawa Barat | - | 3,49 | 3,71 | 3,60 | - | - |
| Banten | - | 3,53 | 3,65 | 3,73 | - | - |
| Jawa Tengah | - | 3,59 | 3,66 | 3,75 | 3,84 | - |
| D.I. Yogyakarta | - | 3,60 | 3,76 | 3,71 | - | - |
| Jawa Timur | - | 3,55 | 3,72 | 3,74 | - | - |
| Aceh | - | 3,54 | 3,79 | - | - | - |
| Sumatera Utara | - | 3,53 | 3,66 | 3,69 | - | - |
| Sumatera Barat | - | 3,57 | 3,78 | - | - | - |
| Riau | - | 3,55 | 3,76 | - | - | - |
| Kepulauan Riau | - | 3,47 | 3,80 | 3,59 | - | - |
| Jambi | - | 3,50 | 3,76 | - | - | - |
| Sumatera Selatan | - | 3,56 | 3,76 | 3,82 | - | - |
| Bangka Belitung | - | - | 3,80 | - | - | - |
| Bengkulu | - | 3,61 | 3,73 | 3,90 | - | - |
| Lampung | - | 3,32 | 3,62 | 3,68 | - | - |
| Kalimantan Barat | - | 3,48 | 3,83 | - | - | - |
| Kalimantan Tengah | - | 3,45 | 3,71 | - | 3,78 | - |
| Kalimantan Selatan | - | 3,63 | 3,65 | - | - | - |
| Kalimantan Timur | - | 3,59 | 3,73 | - | - | - |
| Kalimantan Utara | - | 3,32 | - | - | - | - |
| Sulawesi Utara | - | 3,54 | 3,70 | 3,89 | - | - |
| Gorontalo | - | 3,66 | 3,85 | - | - | - |
| Sulawesi Tengah | - | 3,65 | 3,73 | - | - | - |
| Sulawesi Selatan | - | 3,66 | 3,86 | 3,71 | - | - |
| Sulawesi Barat | - | 3,49 | - | - | - | - |
| Sulawesi Tenggara | - | 3,67 | 3,60 | - | - | - |
| Maluku | - | 3,62 | 3,67 | 3,93 | - | - |
| Maluku Utara | - | 3,56 | 3,82 | - | - | - |
| Bali | 3,78 | 3,68 | 3,83 | 3,80 | 3,86 | - |
| Nusa Tenggara Barat | - | 3,47 | 3,79 | - | 3,85 | - |
| Nusa Tenggara Timur | - | 3,33 | 3,57 | 3,86 | - | - |
| Papua | - | 3,32 | 3,52 | - | 3,94 | - |
| Papua Barat | - | 3,10 | 3,65 | - | - | - |

TABEL 8.34 TABLE
RATA-RATA INDEKS PRESTASI KUMULATIF MENURUT BIDANG ILMU
AVERAGE OF GRADE POINT AVERAGE BASED ON KNOWLEDGE FIELD
 LINGKUP / SCOPE : NASIONAL / NATIONAL
 STATUS / STATUS : NEGERI+SWASTA / PUBLIC+PRIVATE
 TAHUN / YEAR : 2025

| Provinsi Province | Ekonomi/Economics | | | | | |
|----------------------|-------------------|------------------|-----------------|-------------------|--------------------|----------------------|
| | Diploma/Diploma | Sarjana/Bachelor | Magister/Master | Doktoral/Doctoral | Profesi/Profession | Spesialis/Specialist |
| (1) | (2) | (3) | (4) | (5) | (6) | (7) |
| D.K.I. Jakarta | 3,54 | 3,56 | 3,75 | 3,81 | 3,84 | - |
| Jawa Barat | 3,53 | 3,48 | 3,75 | 3,80 | 3,34 | - |
| Banten | 3,54 | 3,34 | 3,73 | 3,73 | - | - |
| Jawa Tengah | 3,60 | 3,55 | 3,74 | 3,79 | 3,80 | - |
| D.I. Yogyakarta | 3,53 | 3,55 | 3,75 | 3,77 | 3,65 | - |
| Jawa Timur | 3,56 | 3,58 | 3,74 | 3,84 | 3,61 | - |
| Aceh | 3,45 | 3,47 | 3,72 | 3,62 | - | - |
| Sumatera Utara | 3,34 | 3,52 | 3,81 | 3,82 | - | - |
| Sumatera Barat | 3,51 | 3,50 | 3,75 | 3,78 | 3,50 | - |
| Riau | 3,43 | 3,49 | 3,81 | 3,62 | 3,86 | - |
| Kepulauan Riau | 3,60 | 3,45 | 3,77 | 3,73 | - | - |
| Jambi | 3,66 | 3,55 | 3,84 | 3,93 | - | - |
| Sumatera Selatan | 3,57 | 3,54 | 3,79 | 3,85 | 3,91 | - |
| Bangka Belitung | 3,37 | 3,54 | 3,84 | - | - | - |
| Bengkulu | 3,37 | 3,54 | 3,71 | 3,81 | - | - |
| Lampung | 3,56 | 3,48 | 3,66 | 3,81 | - | - |
| Kalimantan Barat | 3,61 | 3,45 | 3,81 | 3,90 | - | - |
| Kalimantan Tengah | 3,67 | 3,48 | 3,75 | - | - | - |
| Kalimantan Selatan | 3,48 | 3,66 | 3,81 | 3,98 | - | - |
| Kalimantan Timur | 3,54 | 3,56 | 3,80 | 3,57 | - | - |
| Kalimantan Utara | 3,17 | 3,61 | 3,84 | - | - | - |
| Sulawesi Utara | 3,69 | 3,49 | 3,87 | 3,97 | 3,98 | - |
| Gorontalo | - | 3,62 | 3,95 | - | - | - |
| Sulawesi Tengah | 3,68 | 3,57 | 3,88 | 3,94 | - | - |
| Sulawesi Selatan | 3,54 | 3,61 | 3,88 | 3,95 | 3,87 | - |
| Sulawesi Barat | - | 3,51 | 3,91 | - | - | - |
| Sulawesi Tenggara | 3,63 | 3,40 | 3,58 | 3,49 | - | - |
| Maluku | 3,36 | 3,47 | 3,92 | - | - | - |
| Maluku Utara | - | 3,49 | 3,83 | 3,18 | - | - |
| Bali | 3,79 | 3,75 | 3,88 | 3,94 | 3,94 | - |
| Nusa Tenggara Barat | 3,40 | 3,46 | 3,80 | - | - | - |
| Nusa Tenggara Timur | 3,11 | 3,42 | 3,82 | - | - | - |
| Papua | 3,59 | 3,27 | 3,60 | 3,85 | - | - |
| Papua Barat | 3,49 | 3,34 | 3,60 | - | - | - |

TABEL 8.35 TABLE
RATA-RATA INDEKS PRESTASI KUMULATIF MENURUT BIDANG ILMU
AVERAGE OF GRADE POINT AVERAGE BASED ON KNOWLEDGE FIELD
 LINGKUP / SCOPE : NASIONAL / NATIONAL
 STATUS / STATUS : NEGERI+SWASTA / PUBLIC+PRIVATE
 TAHUN / YEAR : 2025

| Provinsi Province | Humaniora/Humanities | | | | | |
|----------------------|----------------------|------------------|-----------------|-------------------|--------------------|----------------------|
| | Diploma/Diploma | Sarjana/Bachelor | Magister/Master | Doktoral/Doctoral | Profesi/Profession | Spesialis/Specialist |
| (1) | (2) | (3) | (4) | (5) | (6) | (7) |
| D.K.I. Jakarta | 3,63 | 3,60 | 3,69 | 3,85 | - | - |
| Jawa Barat | 3,55 | 3,55 | 3,78 | 3,65 | - | - |
| Banten | 3,10 | 3,30 | 3,59 | - | - | - |
| Jawa Tengah | 3,69 | 3,62 | 3,87 | 3,90 | - | - |
| D.I. Yogyakarta | 3,64 | 3,62 | 3,75 | 3,83 | - | - |
| Jawa Timur | 3,69 | 3,59 | 3,70 | - | - | - |
| Aceh | - | 3,52 | - | - | - | - |
| Sumatera Utara | 3,72 | 3,56 | 3,80 | 3,85 | - | - |
| Sumatera Barat | 3,64 | 3,58 | 3,84 | - | - | - |
| Riau | 3,51 | 3,47 | - | - | - | - |
| Kepulauan Riau | - | 3,10 | - | - | - | - |
| Jambi | - | 3,51 | - | - | - | - |
| Sumatera Selatan | 3,60 | 3,55 | 3,68 | - | - | - |
| Bangka Belitung | - | - | - | - | - | - |
| Bengkulu | - | 3,48 | 3,79 | - | - | - |
| Lampung | 3,37 | 3,39 | - | - | - | - |
| Kalimantan Barat | 3,71 | 3,63 | - | - | - | - |
| Kalimantan Tengah | - | 3,66 | - | - | - | - |
| Kalimantan Selatan | - | 3,64 | - | - | - | - |
| Kalimantan Timur | 3,51 | 3,56 | - | - | - | - |
| Kalimantan Utara | - | - | - | - | - | - |
| Sulawesi Utara | - | 3,55 | 3,95 | 3,98 | - | - |
| Gorontalo | - | 3,57 | - | - | - | - |
| Sulawesi Tengah | - | 3,68 | - | - | - | - |
| Sulawesi Selatan | 3,61 | 3,66 | 3,89 | 3,96 | - | - |
| Sulawesi Barat | - | 3,50 | - | - | - | - |
| Sulawesi Tenggara | - | 3,29 | - | - | - | - |
| Maluku | - | 3,35 | - | - | - | - |
| Maluku Utara | - | 3,44 | - | - | - | - |
| Bali | 3,77 | 3,80 | 3,91 | 3,92 | - | - |
| Nusa Tenggara Barat | - | 3,51 | - | - | - | - |
| Nusa Tenggara Timur | - | 3,31 | 3,95 | - | - | - |
| Papua | - | 2,82 | 3,45 | - | - | - |
| Papua Barat | - | 2,60 | - | - | - | - |

TABEL 8.36 TABLE
RATA-RATA INDEKS PRESTASI KUMULATIF MENURUT BIDANG ILMU
AVERAGE OF GRADE POINT AVERAGE BASED ON KNOWLEDGE FIELD
 LINGKUP / SCOPE : NASIONAL / NATIONAL
 STATUS / STATUS : NEGERI+SWASTA / PUBLIC+PRIVATE
 TAHUN / YEAR : 2025

| Provinsi Province | Kesehatan/Health Sciences | | | | | |
|----------------------|---------------------------|------------------|-----------------|-------------------|--------------------|----------------------|
| | Diploma/Diploma | Sarjana/Bachelor | Magister/Master | Doktoral/Doctoral | Profesi/Profession | Spesialis/Specialist |
| (1) | (2) | (3) | (4) | (5) | (6) | (7) |
| D.K.I. Jakarta | 3,55 | 3,53 | 3,76 | 3,91 | 3,75 | 3,78 |
| Jawa Barat | 3,57 | 3,52 | 3,78 | 3,91 | 3,75 | 3,74 |
| Banten | 3,48 | 3,44 | 3,71 | - | 3,69 | - |
| Jawa Tengah | 3,61 | 3,57 | 3,88 | 3,87 | 3,80 | 3,69 |
| D.I. Yogyakarta | 3,61 | 3,51 | 3,84 | 3,94 | 3,83 | 3,78 |
| Jawa Timur | 3,52 | 3,54 | 3,80 | 3,93 | 3,73 | 3,79 |
| Aceh | 3,51 | 3,42 | 3,86 | 3,94 | 3,59 | 3,49 |
| Sumatera Utara | 3,59 | 3,59 | 3,73 | 3,91 | 3,75 | 3,86 |
| Sumatera Barat | 3,62 | 3,58 | 3,87 | 3,86 | 3,75 | 3,87 |
| Riau | 3,39 | 3,58 | 3,88 | - | 3,74 | 3,52 |
| Kepulauan Riau | 3,58 | 3,43 | - | - | 3,70 | - |
| Jambi | 3,64 | 3,60 | - | - | 3,86 | - |
| Sumatera Selatan | 3,54 | 3,57 | 3,82 | 3,86 | 3,70 | 3,70 |
| Bangka Belitung | 3,61 | 3,71 | - | - | 3,74 | - |
| Bengkulu | 3,43 | 3,49 | 3,94 | - | 3,78 | - |
| Lampung | 3,51 | 3,50 | 3,84 | - | 3,80 | 3,72 |
| Kalimantan Barat | 3,53 | 3,49 | 3,94 | - | 3,89 | - |
| Kalimantan Tengah | 3,63 | 3,49 | - | - | 3,60 | - |
| Kalimantan Selatan | 3,55 | 3,52 | 3,92 | 3,93 | 3,69 | 3,64 |
| Kalimantan Timur | 3,58 | 3,48 | 3,62 | - | 3,88 | 3,80 |
| Kalimantan Utara | 3,52 | 3,47 | - | - | 3,94 | - |
| Sulawesi Utara | 3,57 | 3,59 | 3,98 | - | 3,80 | 3,86 |
| Gorontalo | 3,50 | 3,46 | 3,95 | - | 3,82 | - |
| Sulawesi Tengah | 3,61 | 3,46 | 3,50 | - | 3,82 | - |
| Sulawesi Selatan | 3,68 | 3,61 | 3,92 | 3,98 | 3,86 | 3,85 |
| Sulawesi Barat | 3,64 | 3,57 | - | - | 3,73 | - |
| Sulawesi Tenggara | 3,50 | 3,43 | 3,74 | - | 3,66 | - |
| Maluku | 3,52 | 3,51 | - | - | 3,85 | - |
| Maluku Utara | 3,45 | 3,46 | - | - | 3,61 | - |
| Bali | 3,72 | 3,66 | 3,87 | 4,00 | 3,83 | 3,78 |
| Nusa Tenggara Barat | 3,52 | 3,42 | 3,04 | - | 3,75 | - |
| Nusa Tenggara Timur | 3,51 | 3,35 | 3,90 | - | 3,60 | - |
| Papua | 3,38 | 2,96 | 3,78 | - | 3,46 | - |
| Papua Barat | 3,39 | 3,00 | - | - | 3,47 | - |

TABEL 8.37 TABLE
RATA-RATA INDEKS PRESTASI KUMULATIF MENURUT BIDANG ILMU
AVERAGE OF GRADE POINT AVERAGE BASED ON KNOWLEDGE FIELD
 LINGKUP / SCOPE : NASIONAL / NATIONAL
 STATUS / STATUS : NEGERI+SWASTA / PUBLIC+PRIVATE
 TAHUN / YEAR : 2025

| Provinsi Province | MIPA/Science | | | | | |
|----------------------|-----------------|------------------|-----------------|-------------------|--------------------|----------------------|
| | Diploma/Diploma | Sarjana/Bachelor | Magister/Master | Doktoral/Doctoral | Profesi/Profession | Spesialis/Specialist |
| (1) | (2) | (3) | (4) | (5) | (6) | (7) |
| D.K.I. Jakarta | 3,50 | 3,38 | 3,73 | 3,92 | 3,72 | - |
| Jawa Barat | 3,48 | 3,40 | 3,77 | 3,91 | 3,71 | - |
| Banten | 3,59 | 3,37 | - | - | 3,90 | - |
| Jawa Tengah | 3,50 | 3,47 | 3,71 | 3,89 | 3,65 | - |
| D.I. Yogyakarta | 3,51 | 3,51 | 3,81 | 3,95 | 3,84 | - |
| Jawa Timur | 3,49 | 3,44 | 3,77 | 3,94 | 3,65 | - |
| Aceh | 3,51 | 3,38 | 3,79 | 3,95 | 3,86 | - |
| Sumatera Utara | 3,62 | 3,53 | 3,79 | 3,89 | 3,75 | - |
| Sumatera Barat | 3,26 | 3,40 | 3,82 | 3,93 | 3,80 | - |
| Riau | 3,26 | 3,35 | 3,54 | 3,92 | 3,77 | - |
| Kepulauan Riau | - | 3,38 | - | - | 3,76 | - |
| Jambi | 3,57 | 3,55 | - | 3,96 | 3,81 | - |
| Sumatera Selatan | 3,44 | 3,60 | 3,80 | 3,95 | 3,84 | - |
| Bangka Belitung | 3,57 | 3,45 | - | - | - | - |
| Bengkulu | 3,56 | 3,41 | 3,84 | - | - | - |
| Lampung | 3,43 | 3,42 | 3,80 | 3,97 | - | - |
| Kalimantan Barat | 3,36 | 3,41 | 3,80 | - | 3,78 | - |
| Kalimantan Tengah | 3,56 | 3,38 | - | - | - | - |
| Kalimantan Selatan | 3,53 | 3,50 | - | - | 3,84 | - |
| Kalimantan Timur | 3,59 | 3,43 | 3,54 | - | 3,73 | - |
| Kalimantan Utara | 3,54 | 2,92 | - | - | - | - |
| Sulawesi Utara | 3,53 | 3,48 | 3,73 | - | - | - |
| Gorontalo | 3,17 | 3,33 | - | - | - | - |
| Sulawesi Tengah | 3,38 | 3,42 | 3,89 | - | - | - |
| Sulawesi Selatan | 3,74 | 3,48 | 3,91 | 3,97 | 3,80 | - |
| Sulawesi Barat | 3,60 | 3,47 | - | - | - | - |
| Sulawesi Tenggara | 3,54 | 3,29 | 3,63 | - | 3,73 | - |
| Maluku | 3,36 | 3,46 | 3,73 | - | - | - |
| Maluku Utara | 3,38 | 3,46 | - | - | - | - |
| Bali | 3,54 | 3,61 | 3,87 | 3,92 | 3,78 | - |
| Nusa Tenggara Barat | 3,62 | 3,33 | 3,88 | - | 3,86 | - |
| Nusa Tenggara Timur | 3,50 | 3,24 | - | - | - | - |
| Papua | 3,26 | 2,82 | 3,64 | - | - | - |
| Papua Barat | - | 3,23 | 3,81 | - | - | - |

TABEL 8.38 TABLE
RATA-RATA INDEKS PRESTASI KUMULATIF MENURUT BIDANG ILMU
AVERAGE OF GRADE POINT AVERAGE BASED ON KNOWLEDGE FIELD
 LINGKUP / SCOPE : NASIONAL / NATIONAL
 STATUS / STATUS : NEGERI+SWASTA / PUBLIC+PRIVATE
 TAHUN / YEAR : 2025

| Provinsi Province | Pendidikan/Education | | | | | |
|----------------------|----------------------|------------------|-----------------|-------------------|--------------------|----------------------|
| | Diploma/Diploma | Sarjana/Bachelor | Magister/Master | Doktoral/Doctoral | Profesi/Profession | Spesialis/Specialist |
| (1) | (2) | (3) | (4) | (5) | (6) | (7) |
| D.K.I. Jakarta | 3,59 | 3,57 | 3,74 | 3,82 | 3,31 | - |
| Jawa Barat | - | 3,53 | 3,73 | 3,77 | 3,46 | - |
| Banten | - | 3,36 | 3,82 | 3,64 | 3,59 | - |
| Jawa Tengah | - | 3,64 | 3,73 | 3,91 | 3,78 | - |
| D.I. Yogyakarta | - | 3,67 | 3,81 | 3,91 | 3,48 | - |
| Jawa Timur | 3,75 | 3,63 | 3,76 | 3,86 | 3,46 | - |
| Aceh | - | 3,53 | 3,78 | 3,85 | 3,51 | - |
| Sumatera Utara | - | 3,58 | 3,86 | 3,83 | 3,50 | - |
| Sumatera Barat | 3,58 | 3,58 | 3,77 | 3,82 | 3,61 | - |
| Riau | - | 3,54 | 3,78 | 3,85 | 3,98 | - |
| Kepulauan Riau | - | 3,52 | 3,73 | - | 3,51 | - |
| Jambi | - | 3,62 | 3,81 | 3,74 | 3,92 | - |
| Sumatera Selatan | - | 3,66 | 3,82 | 3,86 | 3,61 | - |
| Bangka Belitung | - | 3,45 | 3,86 | - | - | - |
| Bengkulu | - | 3,65 | 3,87 | 3,88 | 3,42 | - |
| Lampung | - | 3,47 | 3,59 | 3,83 | 3,93 | - |
| Kalimantan Barat | - | 3,54 | 3,85 | - | 3,53 | - |
| Kalimantan Tengah | - | 3,54 | 3,75 | 3,67 | 3,69 | - |
| Kalimantan Selatan | - | 3,61 | 3,82 | 3,56 | 3,36 | - |
| Kalimantan Timur | - | 3,57 | 3,80 | 3,60 | 3,90 | - |
| Kalimantan Utara | - | 3,63 | - | - | 3,26 | - |
| Sulawesi Utara | - | 3,28 | 3,56 | 3,41 | 3,61 | - |
| Gorontalo | - | 3,58 | 3,80 | 3,87 | 3,36 | - |
| Sulawesi Tengah | - | 3,53 | 3,90 | 3,85 | 3,93 | - |
| Sulawesi Selatan | - | 3,65 | 3,89 | 3,92 | 3,76 | - |
| Sulawesi Barat | - | 3,49 | 3,95 | - | 3,25 | - |
| Sulawesi Tenggara | - | 3,47 | 3,59 | - | 3,38 | - |
| Maluku | - | 3,32 | 3,72 | 3,84 | 3,37 | - |
| Maluku Utara | - | 3,42 | 3,76 | - | 3,50 | - |
| Bali | - | 3,68 | 3,87 | 3,91 | 3,85 | - |
| Nusa Tenggara Barat | - | 3,47 | 3,78 | 3,87 | 3,44 | - |
| Nusa Tenggara Timur | - | 3,45 | 3,86 | - | 3,35 | - |
| Papua | - | 3,09 | 3,65 | - | 3,31 | - |
| Papua Barat | - | 3,41 | 3,62 | - | 3,44 | - |

TABEL 8.39 TABLE
RATA-RATA INDEKS PRESTASI KUMULATIF MENURUT BIDANG ILMU
AVERAGE OF GRADE POINT AVERAGE BASED ON KNOWLEDGE FIELD
 LINGKUP / SCOPE : NASIONAL / NATIONAL
 STATUS / STATUS : NEGERI+SWASTA / PUBLIC+PRIVATE
 TAHUN / YEAR : 2025

| Provinsi Province | Pertanian/Agriculture | | | | | |
|----------------------|-----------------------|------------------|-----------------|-------------------|--------------------|----------------------|
| | Diploma/Diploma | Sarjana/Bachelor | Magister/Master | Doktoral/Doctoral | Profesi/Profession | Spesialis/Specialist |
| (1) | (2) | (3) | (4) | (5) | (6) | (7) |
| D.K.I. Jakarta | 3,39 | 3,56 | 3,80 | - | - | - |
| Jawa Barat | 3,51 | 3,48 | 3,80 | 3,94 | 3,77 | - |
| Banten | 3,29 | 3,29 | 3,82 | 3,85 | - | - |
| Jawa Tengah | 3,64 | 3,59 | 3,85 | 3,90 | - | - |
| D.I. Yogyakarta | 3,43 | 3,55 | 3,83 | 3,94 | 3,72 | - |
| Jawa Timur | 3,56 | 3,57 | 3,85 | 3,92 | 3,73 | - |
| Aceh | 3,46 | 3,44 | 3,78 | 3,90 | 3,69 | - |
| Sumatera Utara | 3,50 | 3,38 | 3,80 | 3,84 | - | - |
| Sumatera Barat | 3,39 | 3,50 | 3,90 | 3,99 | - | - |
| Riau | 3,46 | 3,38 | 3,79 | 4,00 | - | - |
| Kepulauan Riau | - | 3,03 | - | - | - | - |
| Jambi | 3,53 | 3,50 | 3,88 | 3,97 | - | - |
| Sumatera Selatan | 3,38 | 3,58 | 3,90 | 3,97 | - | - |
| Bangka Belitung | - | 3,36 | 3,88 | - | - | - |
| Bengkulu | 3,44 | 3,33 | 3,79 | - | - | - |
| Lampung | 3,50 | 3,40 | 3,87 | 3,86 | - | - |
| Kalimantan Barat | 3,47 | 3,43 | 3,85 | 3,73 | - | - |
| Kalimantan Tengah | 3,28 | 3,47 | - | - | - | - |
| Kalimantan Selatan | 3,50 | 3,54 | 3,89 | 3,97 | - | - |
| Kalimantan Timur | 3,50 | 3,33 | 3,68 | 3,49 | - | - |
| Kalimantan Utara | 3,20 | 3,47 | 3,85 | - | - | - |
| Sulawesi Utara | 3,50 | 3,72 | 3,97 | 3,99 | - | - |
| Gorontalo | 3,42 | 3,44 | 3,92 | - | - | - |
| Sulawesi Tengah | 3,42 | 3,44 | 3,86 | 4,00 | - | - |
| Sulawesi Selatan | 3,71 | 3,61 | 3,92 | 3,96 | 3,92 | - |
| Sulawesi Barat | - | 3,32 | - | - | - | - |
| Sulawesi Tenggara | 3,56 | 3,24 | 3,51 | 3,25 | - | - |
| Maluku | 2,97 | 3,44 | 3,88 | 3,90 | - | - |
| Maluku Utara | 3,37 | 3,39 | 3,80 | - | - | - |
| Bali | 3,59 | 3,75 | 3,95 | 3,98 | - | - |
| Nusa Tenggara Barat | 3,37 | 3,37 | 3,78 | - | - | - |
| Nusa Tenggara Timur | 3,29 | 3,38 | 3,98 | - | 3,66 | - |
| Papua | 3,15 | 3,08 | - | - | - | - |
| Papua Barat | 3,44 | 2,82 | 3,74 | - | - | - |

TABEL 8.40 TABLE
RATA-RATA INDEKS PRESTASI KUMULATIF MENURUT BIDANG ILMU
 AVERAGE OF GRADE POINT AVERAGE BASED ON KNOWLEDGE FIELD
 LINGKUP / SCOPE : NASIONAL / NATIONAL
 STATUS / STATUS : NEGERI+SWASTA / PUBLIC+PRIVATE
 TAHUN / YEAR : 2025

| Provinsi Province | Seni/Art | | | | | |
|----------------------|-----------------|------------------|-----------------|-------------------|--------------------|----------------------|
| | Diploma/Diploma | Sarjana/Bachelor | Magister/Master | Doktoral/Doctoral | Profesi/Profession | Spesialis/Specialist |
| (1) | (2) | (3) | (4) | (5) | (6) | (7) |
| D.K.I. Jakarta | 3,53 | 3,51 | 3,83 | - | - | - |
| Jawa Barat | 3,51 | 3,61 | 3,82 | 3,89 | - | - |
| Banten | - | 3,31 | - | - | - | - |
| Jawa Tengah | 3,50 | 3,43 | 3,80 | 3,88 | - | - |
| D.I. Yogyakarta | 3,45 | 3,41 | 3,75 | 3,74 | - | - |
| Jawa Timur | 3,59 | 3,64 | 3,82 | - | - | - |
| Aceh | 3,54 | 3,46 | - | - | - | - |
| Sumatera Utara | 3,73 | 3,55 | 3,85 | - | - | - |
| Sumatera Barat | 3,66 | 3,48 | 3,92 | - | - | - |
| Riau | - | 3,50 | - | - | - | - |
| Kepulauan Riau | 3,42 | 3,58 | - | - | - | - |
| Jambi | - | - | - | - | - | - |
| Sumatera Selatan | 3,62 | 3,37 | - | - | - | - |
| Bangka Belitung | - | - | - | - | - | - |
| Bengkulu | - | - | - | - | - | - |
| Lampung | - | 3,51 | - | - | - | - |
| Kalimantan Barat | 3,70 | 3,74 | - | - | - | - |
| Kalimantan Tengah | - | 3,38 | - | - | - | - |
| Kalimantan Selatan | - | - | - | - | - | - |
| Kalimantan Timur | - | 3,40 | - | - | - | - |
| Kalimantan Utara | - | - | - | - | - | - |
| Sulawesi Utara | - | 3,71 | - | - | - | - |
| Gorontalo | - | 3,50 | - | - | - | - |
| Sulawesi Tengah | - | - | - | - | - | - |
| Sulawesi Selatan | - | 3,55 | - | - | - | - |
| Sulawesi Barat | - | - | - | - | - | - |
| Sulawesi Tenggara | - | - | - | - | - | - |
| Maluku | - | 3,05 | 3,64 | - | - | - |
| Maluku Utara | - | - | - | - | - | - |
| Bali | 3,68 | 3,72 | 3,93 | 3,97 | - | - |
| Nusa Tenggara Barat | 3,55 | 3,46 | - | - | - | - |
| Nusa Tenggara Timur | 2,96 | 3,46 | - | - | - | - |
| Papua | - | 3,05 | - | - | - | - |
| Papua Barat | - | - | - | - | - | - |

TABEL 8.41 TABLE
RATA-RATA INDEKS PRESTASI KUMULATIF MENURUT BIDANG ILMU
AVERAGE OF GRADE POINT AVERAGE BASED ON KNOWLEDGE FIELD
 LINGKUP / SCOPE : NASIONAL / NATIONAL
 STATUS / STATUS : NEGERI+SWASTA / PUBLIC+PRIVATE
 TAHUN / YEAR : 2025

| Provinsi Province | Sosial/Social | | | | | |
|----------------------|-----------------|------------------|-----------------|-------------------|--------------------|----------------------|
| | Diploma/Diploma | Sarjana/Bachelor | Magister/Master | Doktoral/Doctoral | Profesi/Profession | Spesialis/Specialist |
| (1) | (2) | (3) | (4) | (5) | (6) | (7) |
| D.K.I. Jakarta | 3,67 | 3,58 | 3,77 | 3,84 | - | - |
| Jawa Barat | 3,43 | 3,49 | 3,73 | 3,74 | - | - |
| Banten | 3,51 | 3,23 | 3,75 | 3,90 | - | - |
| Jawa Tengah | 3,71 | 3,61 | 3,69 | 3,75 | - | - |
| D.I. Yogyakarta | 3,54 | 3,59 | 3,71 | 3,85 | - | - |
| Jawa Timur | 3,67 | 3,59 | 3,73 | 3,84 | - | - |
| Aceh | 3,34 | 3,51 | 3,73 | 3,87 | - | - |
| Sumatera Utara | 3,57 | 3,55 | 3,71 | 3,89 | - | - |
| Sumatera Barat | 3,70 | 3,56 | 3,83 | 3,84 | - | - |
| Riau | 3,57 | 3,55 | 3,84 | 3,87 | - | - |
| Kepulauan Riau | 3,63 | 3,44 | 3,55 | - | - | - |
| Jambi | 3,60 | 3,54 | 3,77 | 3,86 | - | - |
| Sumatera Selatan | 3,56 | 3,57 | 3,78 | 3,90 | - | - |
| Bangka Belitung | - | 3,54 | 3,85 | - | - | - |
| Bengkulu | - | 3,49 | 3,74 | 3,95 | - | - |
| Lampung | 3,45 | 3,49 | 3,59 | 3,77 | - | - |
| Kalimantan Barat | 3,52 | 3,61 | 3,85 | - | - | - |
| Kalimantan Tengah | - | 3,58 | 3,74 | 3,90 | - | - |
| Kalimantan Selatan | 3,75 | 3,65 | 3,79 | 3,70 | - | - |
| Kalimantan Timur | 3,65 | 3,51 | 3,78 | 3,91 | - | - |
| Kalimantan Utara | 3,04 | 3,54 | 3,72 | - | - | - |
| Sulawesi Utara | 3,76 | 3,67 | 3,80 | 3,98 | - | - |
| Gorontalo | 3,18 | 3,57 | 3,85 | 3,92 | - | - |
| Sulawesi Tengah | - | 3,49 | 3,80 | 3,94 | - | - |
| Sulawesi Selatan | 3,68 | 3,64 | 3,85 | 3,95 | - | - |
| Sulawesi Barat | - | 3,54 | 3,96 | - | - | - |
| Sulawesi Tenggara | 3,56 | 3,44 | 3,62 | - | - | - |
| Maluku | 3,27 | 3,49 | 3,93 | 3,88 | - | - |
| Maluku Utara | 3,31 | 3,40 | 3,69 | - | - | - |
| Bali | 3,79 | 3,69 | 3,91 | 3,96 | - | - |
| Nusa Tenggara Barat | 3,66 | 3,46 | 3,81 | 3,93 | - | - |
| Nusa Tenggara Timur | 3,30 | 3,50 | 3,83 | 3,81 | - | - |
| Papua | 3,09 | 3,14 | 3,67 | 3,55 | - | - |
| Papua Barat | 2,78 | 3,47 | 3,84 | 3,94 | - | - |

TABEL 8.42 TABLE
RATA-RATA INDEKS PRESTASI KUMULATIF MENURUT BIDANG ILMU
AVERAGE OF GRADE POINT AVERAGE BASED ON KNOWLEDGE FIELD
 LINGKUP / SCOPE : NASIONAL / NATIONAL
 STATUS / STATUS : NEGERI+SWASTA / PUBLIC+PRIVATE
 TAHUN / YEAR : 2025

| Provinsi Province | Teknik/Technic | | | | | |
|----------------------|-----------------|------------------|-----------------|-------------------|--------------------|----------------------|
| | Diploma/Diploma | Sarjana/Bachelor | Magister/Master | Doktoral/Doctoral | Profesi/Profession | Spesialis/Specialist |
| (1) | (2) | (3) | (4) | (5) | (6) | (7) |
| D.K.I. Jakarta | 3,50 | 3,51 | 3,81 | 3,82 | 3,80 | - |
| Jawa Barat | 3,37 | 3,40 | 3,76 | 3,87 | 3,87 | - |
| Banten | 3,50 | 3,39 | 3,74 | - | 3,89 | - |
| Jawa Tengah | 3,46 | 3,50 | 3,76 | 3,89 | 3,67 | - |
| D.I. Yogyakarta | 3,48 | 3,46 | 3,74 | 3,85 | 3,57 | - |
| Jawa Timur | 3,48 | 3,50 | 3,67 | 3,90 | 3,74 | - |
| Aceh | 3,43 | 3,43 | 3,71 | 3,96 | 3,79 | - |
| Sumatera Utara | 3,41 | 3,40 | 3,59 | 3,73 | 3,57 | - |
| Sumatera Barat | 3,56 | 3,39 | 3,73 | 3,85 | 3,99 | - |
| Riau | 3,46 | 3,38 | 3,76 | - | 3,63 | - |
| Kepulauan Riau | 3,48 | 3,42 | 3,25 | - | 3,69 | - |
| Jambi | 3,56 | 3,49 | 3,87 | - | 3,91 | - |
| Sumatera Selatan | 3,57 | 3,51 | 3,81 | 3,94 | 3,99 | - |
| Bangka Belitung | 3,31 | 3,45 | 3,89 | - | - | - |
| Bengkulu | 3,38 | 3,41 | - | - | - | - |
| Lampung | 3,41 | 3,38 | 3,54 | - | 3,60 | - |
| Kalimantan Barat | 3,30 | 3,39 | 3,89 | - | 3,45 | - |
| Kalimantan Tengah | 3,29 | 3,47 | 3,95 | - | - | - |
| Kalimantan Selatan | 3,61 | 3,50 | 3,77 | - | 3,46 | - |
| Kalimantan Timur | 3,48 | 3,39 | 3,77 | - | 3,55 | - |
| Kalimantan Utara | 3,04 | 3,33 | - | - | - | - |
| Sulawesi Utara | 3,49 | 3,49 | 3,94 | - | 3,68 | - |
| Gorontalo | 3,43 | 3,47 | - | - | - | - |
| Sulawesi Tengah | 3,32 | 3,37 | 3,88 | 3,98 | 3,93 | - |
| Sulawesi Selatan | 3,48 | 3,45 | 3,64 | 3,94 | 3,66 | - |
| Sulawesi Barat | 3,89 | 3,34 | - | - | - | - |
| Sulawesi Tenggara | 3,30 | 3,25 | - | - | - | - |
| Maluku | 3,35 | 3,37 | - | - | - | - |
| Maluku Utara | 3,34 | 3,16 | 3,92 | - | 3,40 | - |
| Bali | 3,62 | 3,62 | 3,74 | 3,98 | 3,88 | - |
| Nusa Tenggara Barat | 3,61 | 3,33 | 3,80 | - | - | - |
| Nusa Tenggara Timur | 3,04 | 3,27 | 3,96 | - | - | - |
| Papua | 3,29 | 3,21 | 3,63 | - | - | - |
| Papua Barat | 3,45 | 3,07 | - | - | - | - |

TABEL 8.43 TABLE
RATA-RATA MASA STUDI MENURUT PROGRAM (TAHUN)
 AVERAGE OF STUDI TIME BASED ON LEVEL OF PROGRAM (YEAR)
 LINGKUP / SCOPE : NASIONAL / NATIONAL
 STATUS / STATUS : NEGERI+SWASTA / PUBLIC+PRIVATE
 TAHUN / YEAR : 2025

| Provinsi <i>Province</i> | Diploma 1 <i>Diploma 1</i> | Diploma 2 <i>Diploma 2</i> | Diploma 3 <i>Diploma 3</i> | Diploma 4 <i>Diploma 4</i> | Sarjana <i>Bachelor</i> | Magister <i>Master</i> | Doktoral <i>Doctoral</i> | Profesi <i>Profession</i> | Spesialis <i>Specialist</i> |
|-----------------------------|-------------------------------|-------------------------------|-------------------------------|-------------------------------|----------------------------|---------------------------|-----------------------------|------------------------------|--------------------------------|
| (1) | (2) | (3) | (4) | (5) | (6) | (7) | (8) | (9) | (10) |
| D.K.I. Jakarta | 1,0 | 1,7 | 2,9 | 3,5 | 3,8 | 2,2 | 4,1 | 0,8 | 3,1 |
| Jawa Barat | 1,0 | 2,0 | 2,9 | 3,3 | 3,9 | 2,3 | 4,5 | 0,7 | 3,9 |
| Banten | - | - | 3,0 | 3,8 | 4,6 | 2,9 | 4,7 | 0,7 | - |
| Jawa Tengah | 1,0 | 2,0 | 3,0 | 3,5 | 4,0 | 2,1 | 4,3 | 0,7 | 3,8 |
| D.I. Yogyakarta | 1,0 | 2,0 | 3,0 | 3,9 | 4,4 | 2,4 | 4,5 | 0,6 | 3,3 |
| Jawa Timur | 1,0 | 2,0 | 3,0 | 3,8 | 3,9 | 2,0 | 4,3 | 0,7 | 4,6 |
| Aceh | - | 2,0 | 3,2 | 3,4 | 4,3 | 2,2 | 4,9 | 0,7 | 5,0 |
| Sumatera Utara | 1,3 | - | 3,0 | 3,6 | 4,0 | 2,4 | 4,4 | 0,7 | 2,7 |
| Sumatera Barat | - | 1,6 | 3,2 | 3,6 | 4,0 | 2,3 | 4,7 | 0,7 | 4,4 |
| Riau | - | 1,8 | 3,0 | 3,5 | 4,1 | 2,3 | 3,8 | 0,7 | 4,6 |
| Kepulauan Riau | - | 1,5 | 3,1 | 3,9 | 4,0 | 2,0 | 3,5 | 0,7 | - |
| Jambi | - | - | 2,8 | 1,6 | 4,1 | 2,4 | 4,2 | 0,7 | - |
| Sumatera Selatan | 1,0 | - | 2,9 | 3,5 | 4,0 | 2,1 | 4,3 | 0,6 | 4,2 |
| Bangka Belitung | - | 2,0 | 3,1 | 4,3 | 4,2 | 1,9 | - | 1,0 | - |
| Bengkulu | - | 2,0 | 3,1 | 3,5 | 4,3 | 2,4 | 3,5 | 0,6 | - |
| Lampung | - | 1,5 | 2,9 | 3,7 | 4,1 | 2,2 | 4,0 | 0,7 | 4,0 |
| Kalimantan Barat | 1,0 | 2,0 | 3,1 | 3,9 | 4,1 | 2,2 | 5,1 | 0,6 | - |
| Kalimantan Tengah | - | - | 3,0 | 2,0 | 4,3 | 1,9 | 4,4 | 0,6 | - |
| Kalimantan Selatan | - | 1,9 | 2,9 | 2,3 | 4,1 | 2,3 | 5,4 | 0,6 | 5,0 |
| Kalimantan Timur | - | - | 3,0 | 3,7 | 4,4 | 2,6 | 3,7 | 0,7 | 5,3 |
| Kalimantan Utara | - | - | 3,3 | 4,5 | 4,5 | 2,2 | - | 0,5 | - |
| Sulawesi Utara | - | - | 3,2 | 3,8 | 4,5 | 2,1 | 4,4 | 0,7 | 4,5 |
| Gorontalo | - | - | 3,3 | 4,4 | 4,6 | 2,0 | 3,3 | 0,6 | - |
| Sulawesi Tengah | - | - | 3,3 | 2,9 | 4,6 | 2,4 | 3,9 | 0,7 | - |
| Sulawesi Selatan | - | 2,0 | 2,7 | 3,7 | 4,1 | 2,2 | 3,7 | 0,7 | 4,1 |
| Sulawesi Barat | - | - | 3,0 | - | 4,2 | 2,0 | - | 0,7 | - |
| Sulawesi Tenggara | 1,0 | - | 3,1 | 3,0 | 4,6 | 2,3 | 4,0 | 0,6 | - |
| Maluku | - | - | 3,6 | 4,7 | 4,7 | 2,3 | 4,4 | 0,6 | - |
| Maluku Utara | - | - | 3,0 | 4,7 | 4,6 | 2,3 | 3,0 | 0,5 | - |
| Bali | 1,0 | 1,5 | 3,0 | 2,9 | 3,8 | 2,1 | 3,8 | 0,6 | 4,4 |
| Nusa Tenggara Barat | 1,3 | 2,0 | 2,9 | 2,8 | 4,0 | 2,3 | 3,5 | 0,6 | - |
| Nusa Tenggara Timur | - | - | 3,3 | 4,7 | 4,5 | 2,3 | 3,9 | 0,6 | - |
| Papua | - | - | 3,5 | 3,2 | 4,6 | 2,2 | 3,9 | 0,6 | - |
| Papua Barat | - | - | 3,3 | 4,2 | 4,6 | 2,6 | 5,7 | 0,6 | - |
| INDONESIA | 1,1 | 1,9 | 3,0 | 3,5 | 4,1 | 2,2 | 4,3 | 0,7 | 3,8 |



Kemdiktisaintek

Data untuk Kemajuan Pendidikan Tinggi

Data for the Advancement of Higher Education

Pusat Data dan Teknologi Informasi
2026

